

Ethnic Studies Cohort 2021-22

Ethnic Studies Curriculum Writing





Table of Contents



01 OVERVIEW

02 RATIONALE

03 PROCESS

04 PROCEDURES

Dates and Times

Dates*

September 28th

November 30th


February 22nd

March 29th

Times*

5:30PM to 8:30PM

**Subject to change*



Agenda Outline*

*Subject to change

September 28th

([Google Meets Link](#))

Unit: Systems, Power and Oppression

- Classroom resources funding
- Understanding the unit TEKS
- Identifying priority standards
- Identify/ learning targets standards for lesson creation
- Claim lesson assignments (6 per course)

November 30th

([Google Meets Link](#))

Unit: Resistance and Liberation

- MAS - Lesson Preview
[Contemporary Mexican Immigration to the United States](#)
- AAS - [Clements Library at the University of Michigan Resources](#)
- Understanding the unit TEKS - [AAS](#) [MAS](#)
- Identifying priority standards - Highlight cell C of the standards that should be labeled priority for this unit
- Identify standards for lesson creation
- AAS - Claim lesson assignments (7 per course)

February 22nd

([Google Meets Link](#))

MAS Units: Art/Architecture & Local History

AAS: Local History

- Understanding the unit TEKS
- Identifying priority standards
- Identify standards for lesson creation
- ASS - Claim lesson assignments (5 per course)

March 29th

([Google Meets Link](#))

Unit: Reflection and Action

- Identify possible standards
- Create choice boards for project

Resources

Fill out this [form](#) to request Ethnic Studies Resources.

List of possible resources:

[MAS](#)

[AAS](#)

CREDITS: This presentation template was created by Slidesgo, including icons by Flaticon, and infographics & images by Freepik.

Agenda

MAS & AAS Resources

MAS - Lesson Preview Systems
Power and Oppression

[Contemporary Mexican Immigration to the United States](#)

[Current Issues in Mexican American Labor](#)

AAS Resources for Resistance and Liberation - [Clements Library at the University of Michigan Resources](#)

Understanding the TEKS in the unit

[AAS TEKS Clarifications](#)
[MAS - TEKS Clarifications](#)

[MAS- Understanding the TEKS](#)

[AAS - Understanding the TEKS](#)

Identifying priority standards

ENDURANCE: Knowledge and skills of value beyond testing: students will need mastery of this concept for additional standards within the current grade level

LEVERAGE: Knowledge and skills of value in content areas other than social studies.

READINESS: Knowledge and skills necessary in other Social Studies Classes

ASSESSMENT: Knowledge and skills that students will likely encounter on standardized assessments

Identify standards for lesson creation

We have funding to create 7 lessons African American Ethnic Studies

Lesson Creation and Revision Schedule*

Systems Power and Oppression Unit

AAS

MAS

~~September 28th~~ - Claim Lessons

~~October 6th~~ - Submit drafts of each lesson for feedback.

~~October 9th - 13th~~ - Respond to feedback. Make revisions to lessons.

~~October 15th~~ - Jennifer will add to the unit plan

Resistance and Liberation Unit

AAS

MAS

~~November 30th~~ - Claim lessons

~~December 8th~~ - Submit drafts of each lesson for feedback.

~~December 13th - 16th~~ - Respond to feedback. Make revisions to lessons.

~~January 4th~~ - Jennifer will add to the unit plan

MAS Units: Art/Architecture & Local History

AAS: Local History Units

~~February 22nd~~ - Claim lessons

~~March 1st~~ - Submit drafts of each lesson for feedback.

~~March 4th - 10th~~ - Respond to feedback. Make revisions to lessons.

~~March 11th~~ - Jennifer will add to the unit plan

Suggested break down of hours: 2 hours creating lesson, 1 hour collaborating/reviewing other lessons, and 1 hour responding to feedback.

***Subject to change**

Reminder: TEKS “Such As” vs. “Including”



Such As

When a list is preceded by “such as” the list is meant to be an example of the types of people/events a teacher could include in a lesson. Teachers have the discretion to choose from the list or select another like example.

Including

When a list is preceded by “including” all people/events should be learned by students. The lesson must include references to the events or people in the TEKS.

PLANNING Guidance



Lesson Plan Template

(forced copy)

Example Lesson

[Systems, Power, and
Oppression - MAS - 4A 6E](#)

Template with Guidance

Brief description of each
component of the lesson
plan document

Lesson Plan Rubric



Reading, Writing, Speaking and Listening to Learn

The relationship among reading, writing, and understanding is clear. Students engaged in reading-to-learn will also be prepared to write well. In turn, students who are engaged in writing-to-learn will become more effective readers. Through both approaches, students will gain a better understanding of material and a greater ability to demonstrate that understanding.

*Sarah O'Brien Mackey- Harvard
Graduate School of Education*



Graphic Organizers



In a meta analysis recently published by a group of researchers they looked at social studies interventions for students with learning disabilities. The findings indicate that students with LD in social studies courses can benefit from intervention supports, such as graphic organizers, that can improve their social studies knowledge and their reading comprehension more broadly. [Read more about the benefits of using graphic organizers.](#)

Round Rock ISD RESOURCES



Reading, Writing, Speaking, Listening to Learn Strategies

When referencing a strategy in your lesson plan, please link the "Strategy Card" and icon (link to cards on slide 13).



Graphic Organizers

Sample graphic organizers can be found [here](#). These documents are view only, please make a copy. Naming convention "Content/grade - unit name - strategy"

Reading, Writing, Listening and Speaking to Learn



RRISD Literacy Strategies

Listening and Speaking Strategy Cards	Listening and Speaking: Exemplar Lessons
Fishbowl	8th grade Social Studies 9th grade ELA
Information Gap	5th, 7th and 8th grade Science: Organisms 11th grade ELA / US History (coming soon) The Periodic Table
Inquiry Circles	Inquiry Circles Elementary Video: Heinemann Inquiry Circles Middle and High School video
The Mixer	9th grade ELA
Notice and Wonder	8th grade Social Studies 9th-12th grade ELA 11th grade ELA / US History
Peer Response	EL Education: Speaking, Listening, and Writing: Giving and Receiving Peer Feedback
Student-to-Student Accountable Talk	JFL: Student Accountable Talk
Think-Pair-Share	Elementary Writing 8th grade Social Studies LOTE Spanish 1, Unit 3 All in the family
Which One Doesn't Belong	2nd grade Science 8th grade Social Studies 9th-12th grade ELA 8th Grade Science: Force and Motion

Reading Skills and Strategy Cards	Reading: Exemplar Lessons
Comprehension Think Aloud	Elementary Reading LOTE Spanish 2, Unit 2 Toda aventura empieza...
Evaluating Details to Determine Main Idea	11th and 12th grade ELA
Generating Questions	8th grade Social Studies 9th and 10th grade ELA LOTE Spanish 2, Unit 4 Lluvia y Sol...

PROCEDURES

SHARING and STORAGE

Please place lessons in this [folder](#).



TIMESHEETS



Please submit extra duty forms within a month of the meeting or the time the work is completed.

3 hours per meeting

4 hours per lesson

Timesheet*- Please read page 3 carefully. Submit by 1st of each month for hours worked the month prior.

*forms can be filled out, signed, and submitted electronically

MULTI-YEAR PROJECT

2020-2021	2021-2022	2022-2023
Bundle the TEKS into units	Spring 2021- Create TEKS clarifications for teachers MAS	Revise curriculum
Suggest pacing of units over the course of the year (ideally 6 units)	AAS	Write lessons
Create Name Units	Spring 2021- Create Learning Targets and curate resources.	Create formative and summative assessments
Develop Unit Plans MAS	Summer 2021- Identify important Vocabulary	
AAS	Summer 2021- day by day unit pacing	
October 2020- Add courses to the 2021-2022 HS and MS course catalog	Summer 2021- Curate and create resources with pacing	
December 2020- recruit teachers to teach course at each HS campus	Fall 2021- Facilitate meetings for teachers. Curate and create resources with pacing	
Spring 2021- Advertise course to students	Spring 2022- Technology and Instructional Materials Allotment - request for funding - If deemed necessary	
Spring 2021- Technology and Instructional Materials Allotment - request for funding - If deemed necessary	Summer 2022- Curate and create resources with pacing	

RESOURCES

[Learning for Justice](#)

[A Different Mirror Teacher Guide](#)

[Episodes and segments covering civil rights issues in and around Austin](#)

[Mexican American Arts, Activism, and Education in Austin, Texas](#)

<https://www.archives.gov/news/topics/african-american-history>

<https://nmaahc.si.edu/national-museum-african-american-history-and-culture-library>

<https://www.zinnedproject.org/>

[Smithsonian Learning Lab](#) (free account) Search #ethnicstudies



Thank you!

Please reach out to me if you need anything!

- Jennifer

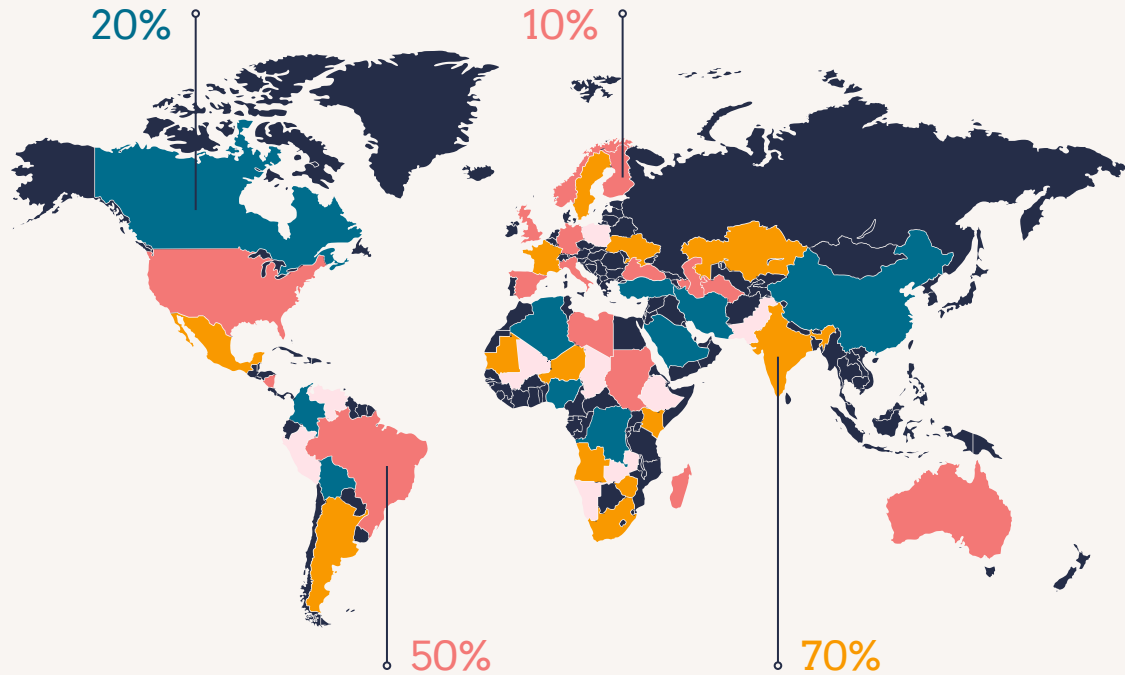


Agendas

CREDITS: This presentation template was created by Slidesgo, including icons by Flaticon, and infographics & images by Freepik.

Please keep this slide for attribution.

Infographic Map



Mercury

Mercury is the closest planet to the Sun

Venus

Venus is the second planet from the Sun

Mars

Despite being red, Mars is actually a cold place

Did You Know This?

MARS

Despite being red, Mars is a cold place. It's full of iron oxide dust

VENUS

Venus has a beautiful name and is the second planet from the Sun

MERCURY

Mercury is the smallest planet in our Solar System

JUPITER

Jupiter is a gas giant and the biggest planet in our Solar System

SATURN

Saturn is a gas giant, composed mostly of hydrogen and helium

NEPTUNE

Neptune is the fourth-largest planet in our Solar System

Overview Diagram

Mars

Mars is actually a cold place

Mercury

Mercury is the smallest planet

It's a gas giant and also the biggest planet in our Solar System

Venus

Venus has a beautiful name

Jupiter

Jupiter is a gas giant

Saturn is the ringed planet

Exercise

2000

2001

2002

2003

MARS

Despite being red, Mars is actually a cold place. It's full of iron oxide dust



VENUS

Venus has a beautiful name and is the second planet from the Sun



MERCURY

Mercury is the closest planet to the Sun and the smallest one in our Solar System



JUPITER

Jupiter is a gas giant and the fourth-brightest object in the sky






A Picture
Is Worth a
Thousand
Words

Assignment

Mercury is the closest planet to the Sun and the smallest one in the Solar System—it's only a bit larger than our Moon?



Alternative Resources



Resources

Did you like the resources on this template? Get them for free at our other websites.

VECTORS:

- Minimalist abstract sales background
- World human rights day poster
- Multicultural group of people
- Hands holding megaphones
- Group of young people posing for photo
- Law and justice concept
- Multiracial group of people
- Multiracial group of people 2
- Couples and families on pride day
- Colorful background people making a puzzle

- Happy grandparents day concept
- Young people holding blank banner
- Hand drawn international group of women
- Couples and families on pride day 2
- International human rights day
- Flat design peace dove
- People celebrating pride day

PHOTOS:

- Interracial couple celebrating Independence Day
- Man and woman smiling

Instructions for use

In order to use this template, you must credit [Slidesgo](#) by keeping the **Thanks** slide.

You are allowed to:

- Modify this template.
- Use it for both personal and commercial projects.

You are not allowed to:

- Sublicense, sell or rent any of Slidesgo Content (or a modified version of Slidesgo Content).
- Distribute Slidesgo Content unless it has been expressly authorized by Slidesgo.
- Include Slidesgo Content in an online or offline database or file.
For more information about editing slides, please **read** our FAQs or visit Slidesgo School:
- Offer Slidesgo templates (or modified versions of Slidesgo templates) for download.
<https://slidesgo.com/faqs> and <https://slidesgo.com/slidesgo-school>
- Acquire the copyright of Slidesgo Content.

Fonts & colors used

This presentation has been made using the following fonts:
(<https://fonts.google.com/specimen/Arvo>)

Abel

(<https://fonts.google.com/specimen/Abel>)

#f27775

#f99900

#006d8c

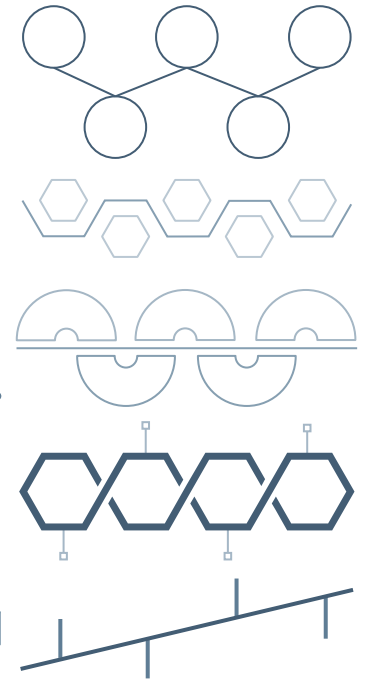
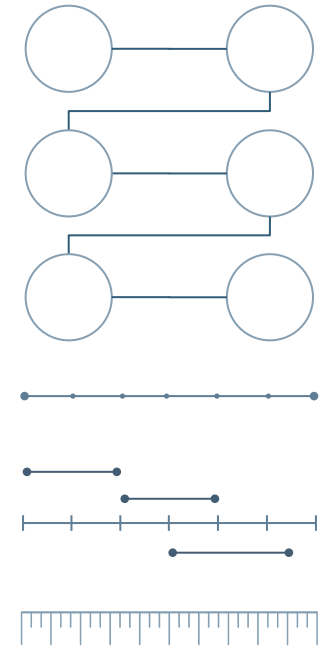
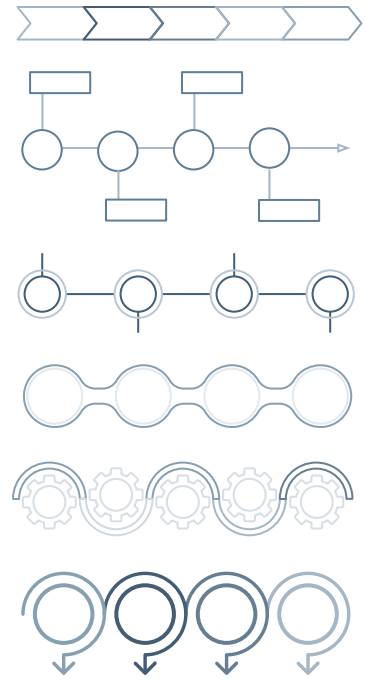
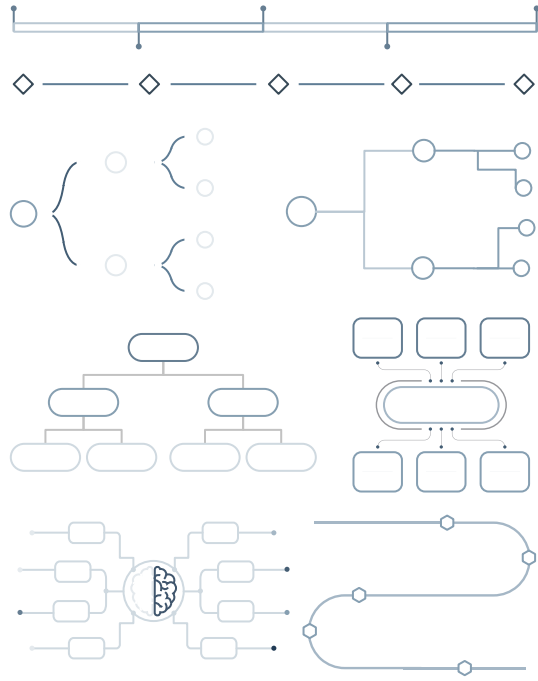
#ffe2e7

Use our editable graphic resources...

You can easily *resize* these resources, keeping the quality. To change the *color*, just ungroup the resource and click on the object you want to change. Then, click on the paint bucket and select the color you want. Don't forget to group the resource again when you're done.

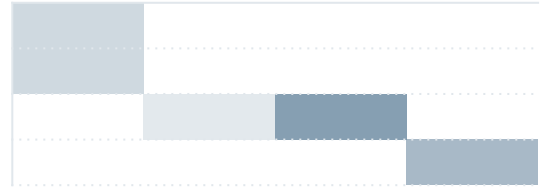
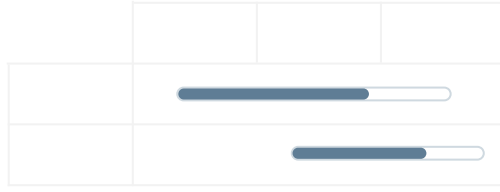




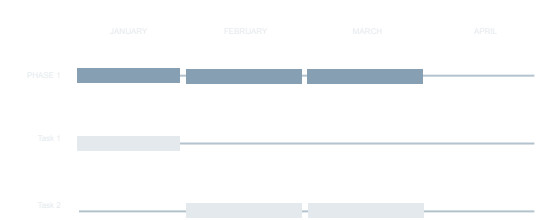



		█			
	█			█	
		█			

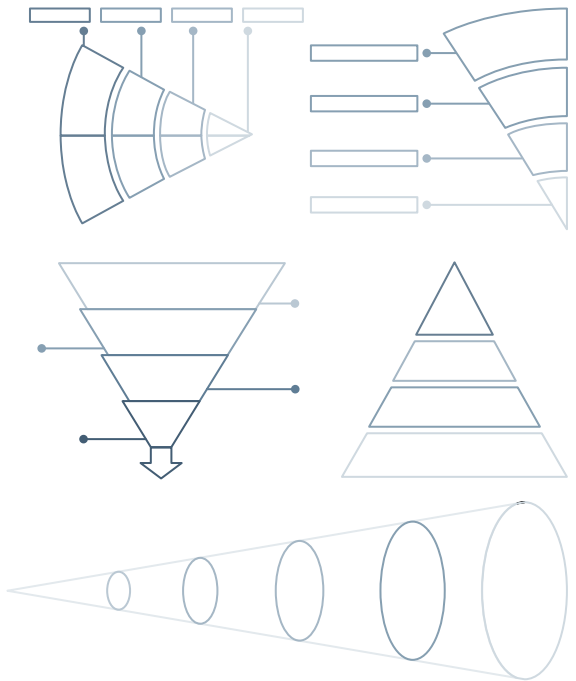
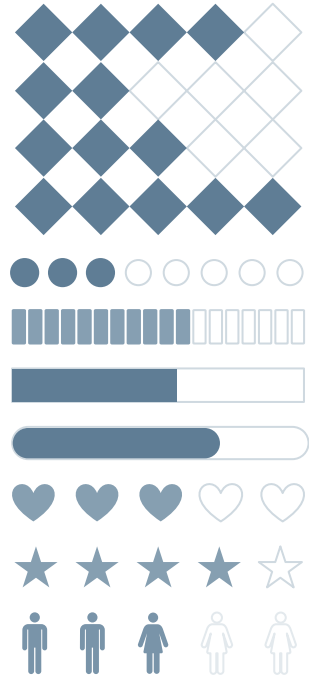





	✓	✗	✗	✗
	✗	✓	✓	✓







You can resize these icons, keeping the quality.


You can change the stroke and fill color of the icons and click on the paint bucket/pen.

In Google Slides, you can also use Flaticon's extension, allowing you to

customize and add even more icons.



Educational I



Medical Icons



Business Icons



Teamwork Icons



Help & Support

cons



Avatar Icons



Creative Process

cons



Performing Arts

tools



Nature Icons







SEO & Marketing Icons

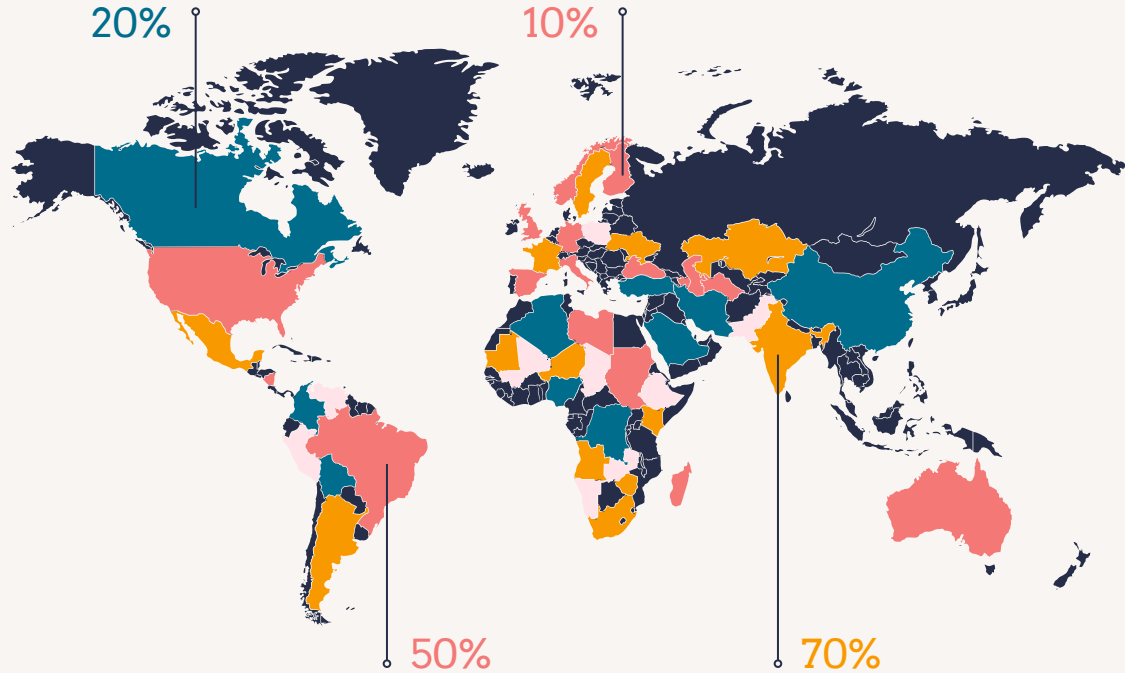




Data Table

VENUS	MARS	JUPITER	SATURN
Venus has a beautiful name and is the second planet from the Sun	Despite being red, Mars is actually a cold place. It's full of iron oxide	It's a gas giant and also the fourth-brightest object in the sky	Saturn is the ringed one. It's composed mostly of hydrogen and helium
360	402	201	100
			

Infographic Map



Mercury

Mercury is the closest planet to the Sun

Venus

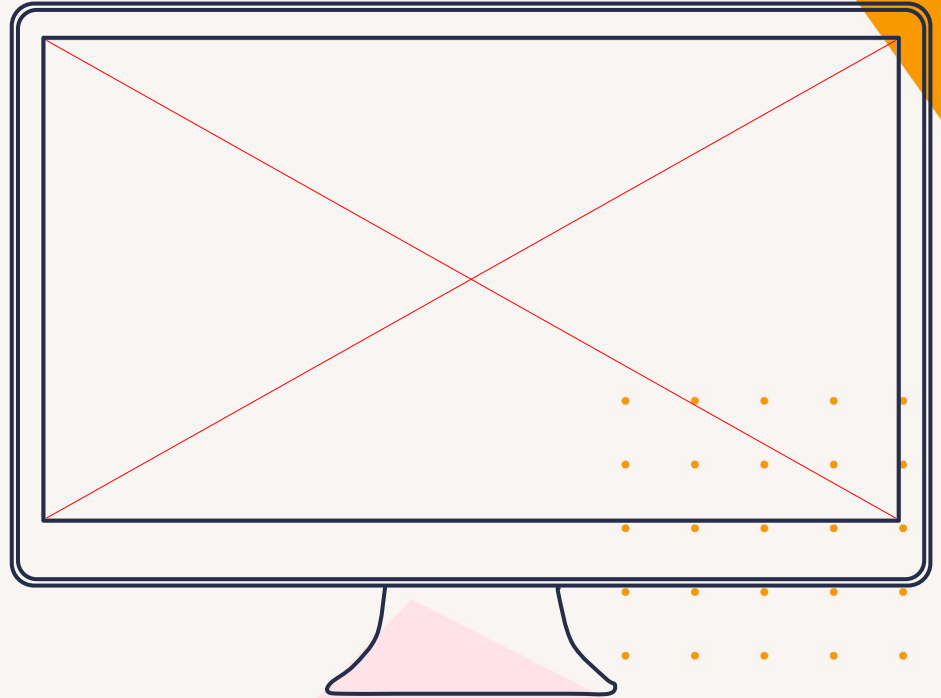
Venus is the second planet from the Sun

Mars

Despite being red, Mars is actually a cold place

Multimedia

Venus has a beautiful name and is the second planet from the Sun. It's terribly hot, even hotter than Mercury



Did You Know This?

MARS

Despite being red, Mars is a cold place. It's full of iron oxide dust

VENUS

Venus has a beautiful name and is the second planet from the Sun

MERCURY

Mercury is the smallest planet in our Solar System

JUPITER

Jupiter is a gas giant and the biggest planet in our Solar System

SATURN

Saturn is a gas giant, composed mostly of hydrogen and helium

NEPTUNE

Neptune is the fourth-largest planet in our Solar System

Problem vs. Solution



Problem

Mercury is the closest planet to the Sun and the smallest one in the Solar System—it's only a bit larger than our Moon

Solution

Despite being red, Mars is actually a cold place. It's full of iron oxide dust, which gives the planet its reddish cast




Timeline



Mercury

Mercury is the smallest planet in our Solar System



Mars

Despite being red, Mars is a cold place. It's full of iron oxide dust




Jupiter

Jupiter is the biggest planet in our Solar System




Venus

Venus has a beautiful name and is the second planet from the Sun



Saturn

Saturn is composed mostly of hydrogen and helium



Overview Diagram

Mars

Mars is actually a cold place

Mercury

Mercury is the smallest planet

It's a gas giant and also the biggest planet in our Solar System

Venus

Venus has a beautiful name

Jupiter

Jupiter is a gas giant

Saturn is the ringed planet

Exercise

2000

2001

2002

2003

MARS

Despite being red, Mars is actually a cold place. It's full of iron oxide dust



VENUS

Venus has a beautiful name and is the second planet from the Sun



MERCURY

Mercury is the closest planet to the Sun and the smallest one in our Solar System



JUPITER

Jupiter is a gas giant and the fourth-brightest object in the sky






A Picture
Is Worth a
Thousand
Words

Assignment

Mercury is the closest planet to the Sun and the smallest one in the Solar System—it's only a bit larger than our Moon?



Alternative Resources



Resources

Did you like the resources on this template? Get them for free at our other websites.

VECTORS:

- Minimalist abstract sales background
- World human rights day poster
- Multicultural group of people
- Hands holding megaphones
- Group of young people posing for photo
- Law and justice concept
- Multiracial group of people
- Multiracial group of people 2
- Couples and families on pride day
- Colorful background people making a puzzle

- Happy grandparents day concept
- Young people holding blank banner
- Hand drawn international group of women
- Couples and families on pride day 2
- International human rights day
- Flat design peace dove
- People celebrating pride day

PHOTOS:

- Interracial couple celebrating Independence Day
- Man and woman smiling

Instructions for use

In order to use this template, you must credit [Slidesgo](#) by keeping the **Thanks** slide.

You are allowed to:

- Modify this template.
- Use it for both personal and commercial projects.

You are not allowed to:

- Sublicense, sell or rent any of Slidesgo Content (or a modified version of Slidesgo Content).
- Distribute Slidesgo Content unless it has been expressly authorized by Slidesgo.
- Include Slidesgo Content in an online or offline database or file.
For more information about editing slides, please **read** our FAQs or visit Slidesgo School:
- Offer Slidesgo templates (or modified versions of Slidesgo templates) for download.
<https://slidesgo.com/faqs> and <https://slidesgo.com/slidesgo-school>
- Acquire the copyright of Slidesgo Content.

Fonts & colors used

This presentation has been made using the following fonts:
(<https://fonts.google.com/specimen/Arvo>)

Abel

(<https://fonts.google.com/specimen/Abel>)

#f27775

#f99900

#006d8c

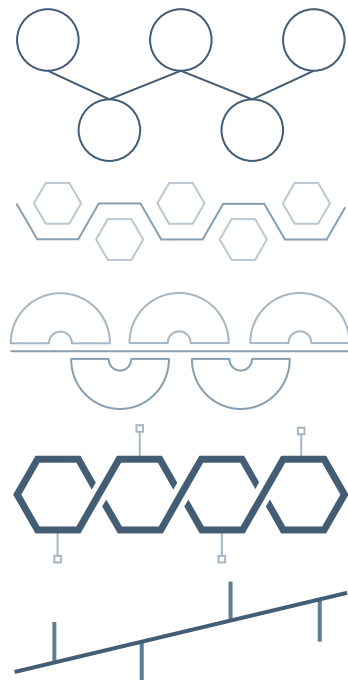
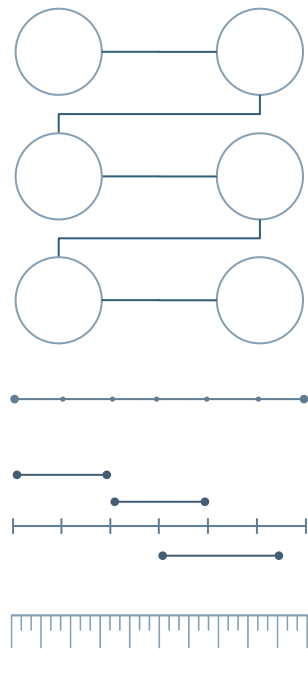
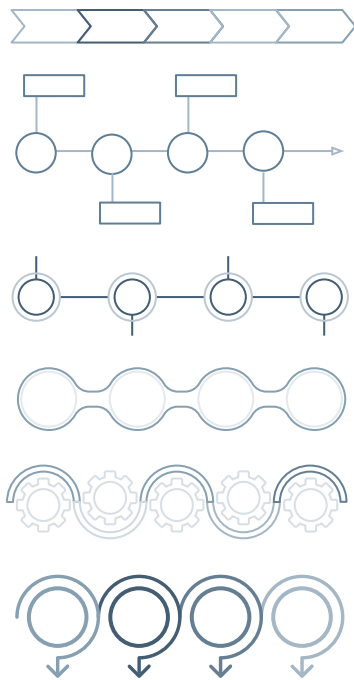
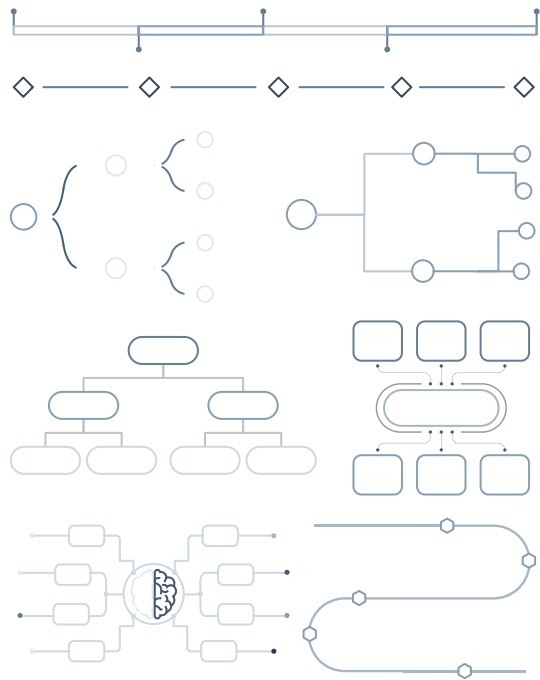
#ffe2e7

Use our editable graphic resources...

You can easily *resize* these resources, keeping the quality. To change the *color*, just ungroup the resource and click on the object you want to change. Then, click on the paint bucket and select the color you want. Don't forget to group the resource again when you're done.

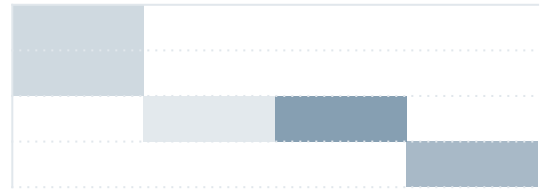




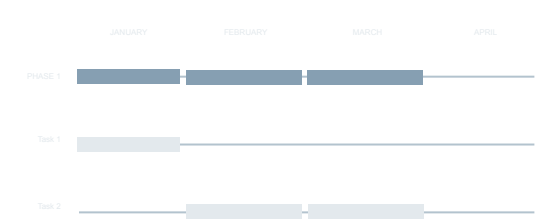



		█			
	█			█	
		█			

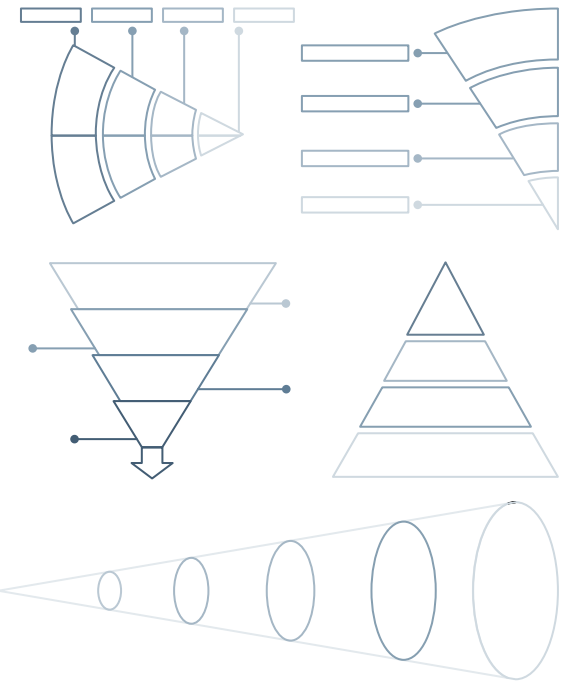
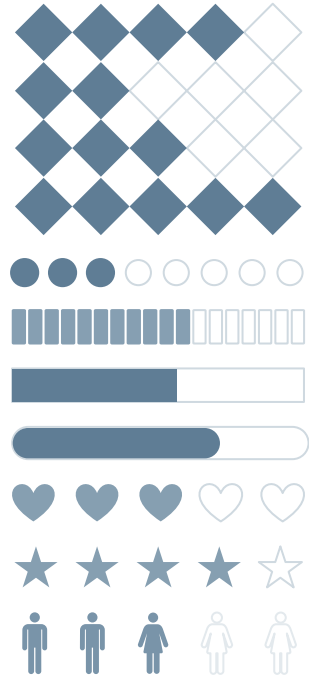





	✓	✗	✗	✗
	✗	✓	✓	✓







You can resize these icons, keeping the quality.


You can change the stroke and fill color of the icons and click on the paint bucket/pen.

In Google Slides, you can also use Flaticon's extension, allowing you to

customize and add even more icons.



Educational I



Medical Icons



Business Icons



Teamwork Icons



Help & Support

cons



Avatar Icons



Creative Process

cons



Performing Arts

Icons



Nature Icons



SEO & Marketing Icons



