

**STATEMENT FOR:**

ROSEMONT SENECA BOHAI, LLC  
C/O DEVON ARCHER

**TOTAL VALUE OF YOUR ACCOUNT** (as of 3/31/14)

*Includes Accrued Interest*

**\$2,436,115.00**

*Morgan Stanley Private Wealth Management, a division of Morgan Stanley Smith Barney LLC.  
Member SIPC.*

**Your Private Wealth Advisor Team**

SCHATZ/MOYE/MARKEY/FINNEG  
212-296-6000

**Your Branch**

522 FIFTH AVENUE  
NEW YORK, NY 10036  
Telephone: 212-296-6000; Alt. Phone: 800-419-2861; Fax: 212-296-6320

#BWNJGWM

ROSEMONT SENECA BOHAI, LLC  
C/O DEVON ARCHER  
152 W 57TH ST  
47TH FL  
NEW YORK NY 10019

**GOVERNMENT  
EXHIBIT  
301  
16 Cr. 371 (RA)**

**Client Service Center** (24 Hours a Day; 7 Days a Week) : 800-668-8168  
+1 201-830-4796 (Int'l Collect)

**Access Your Account Online:** [www.morganstanley.com/PWM](http://www.morganstanley.com/PWM)

876 - 018483 - 380 - 1 - 0



Account Summary

Active Assets Account  
876-018483-380


ROSEMONT SENECA BOHAI, LLC  
C/O DEVON ARCHER

CHANGE IN VALUE OF YOUR ACCOUNTS (includes accrued interest)

	This Period (3/1/14-3/31/14)	This Year (1/1/14-3/31/14)
<b>TOTAL BEGINNING VALUE</b>	—	—
Credits	2,446,561.00	2,446,561.00
Debits	(10,450.00)	(10,450.00)
Security Transfers	—	—
<b>Net Credits/Debits/Transfers</b>	<b>\$2,436,111.00</b>	<b>\$2,436,111.00</b>
<b>Change in Value</b>	<b>4.00</b>	<b>4.00</b>
<b>TOTAL ENDING VALUE</b>	<b>\$2,436,115.00</b>	<b>\$2,436,115.00</b>

ALLOCATION OF HOLDINGS

	Market Value	Percentage %
Cash, BDP, MMFs*	\$2,436,115.00	100.0
<b>TOTAL VALUE</b>	<b>\$2,436,115.00</b>	<b>100.0%</b>



*This allocation represents holdings on a trade date basis, and projected settled Cash/BDP and MMF balances. These classifications are not intended to serve as a suitability analysis. \* FDIC rules apply and Bank Deposits are eligible for FDIC insurance but are not covered by SIPC. Cash and securities (including MMFs) are eligible for SIPC coverage. See Expanded Disclosures.*



## Account Summary

Active Assets Account  
876-018483-380

ROSEMONT SENECA BOHAI, LLC  
C/O DEVON ARCHER

### BALANCE SHEET (^ includes accrued interest)

	Last Period (as of 2/28/14)	This Period (as of 3/31/14)
Cash, BDP, MMFs	—	\$2,436,115.00
<b>Total Assets</b>	—	<b>\$2,436,115.00</b>
<b>Total Liabilities</b> (outstanding balance)	—	—
<b>TOTAL VALUE</b>	—	<b>\$2,436,115.00</b>

### CASH FLOW

	This Period (3/1/14-3/31/14)	This Year (1/1/14-3/31/14)
<b>OPENING CASH, BDP, MMFs</b>	—	—
Income	4.00	4.00
<b>Total Investment Related Activity</b>	<b>\$4.00</b>	<b>\$4.00</b>
Electronic Transfers-Credits	2,446,561.00	2,446,561.00
<b>Total Cash Related Activity</b>	<b>\$2,446,561.00</b>	<b>\$2,446,561.00</b>
Debit Card	—	—
ATM/Cash Advances	—	—
Checks Written	(10,000.00)	(10,000.00)
Automated Payments	(450.00)	(450.00)
<b>Total Card/Check Activity</b>	<b>\$(10,450.00)</b>	<b>\$(10,450.00)</b>
<b>CLOSING CASH, BDP, MMFs</b>	<b>\$2,436,115.00</b>	<b>\$2,436,115.00</b>

### INCOME SUMMARY

	This Period (3/1/14-3/31/14)	This Year (1/1/14-3/31/14)
Qualified Dividends	—	—
Other Dividends	—	—
Long Term Capital Gains Distributions	—	—
Interest	4.00	4.00
Other Income	—	—
<b>Total Taxable Income</b>	<b>\$4.00</b>	<b>\$4.00</b>
Dividends	—	—
Interest	—	—
Other Income	—	—
<b>Total Tax-Exempt Income</b>	—	—
<b>TOTAL INCOME</b>	<b>\$4.00</b>	<b>\$4.00</b>

### GAIN/(LOSS) SUMMARY

	Realized This Period (3/1/14-3/31/14)	Realized This Year (1/1/14-3/31/14)	Unrealized Inception to Date (as of 3/31/14)
<b>TOTAL GAIN/(LOSS)</b>	—	—	—

*Gain/(Loss) Summary information is provided for informational purposes only and should not be used for tax preparation. This information may change due to basis adjustments. Refer to the Gain/(Loss) Information in the Expanded Disclosures for additional information.*

*Taxable and tax exempt income classifications are based on the characteristics of the underlying securities and not the taxable status of the account.*



Account Detail

Active Assets Account  
876-018483-380

ROSEMONT SENECA BOHAI, LLC  
C/O DEVON ARCHER

Investment Objectives†: Capital Appreciation, Aggressive Income

Brokerage Account

† See the Expanded Disclosures for more information about investment objectives. Please review for accuracy and inform us if your investment objectives change.

HOLDINGS

This section reflects positions purchased/sold on a trade date basis, and includes positions purchased and omits positions sold in the current month. "Market Value" and "Unrealized Gain/(Loss)" are representative values as of the last business day of the statement period and may not reflect the value that could be obtained in the market. Fixed Income securities are sorted by maturity or pre-refunding date, and alphabetically within date. Estimated Annual Income (EAI) is calculated on a pre-tax basis and does not include any reduction for applicable non-US withholding taxes, if any. EAI for certain securities may include return of principal or capital gains which could overstate such estimates. For securities that have a defined maturity date within the next 12 months, EAI is reflected only through maturity date. Actual income or yield may be lower or higher than the estimates. Estimated yield reflects only the income generated by an investment, and does not reflect changes in its price. Structured products, identified in the Security Description column, appear in various statement product categories. Accrued interest, annual income and yield for structured products with a contingent income feature (such as Range Accrual Notes or Contingent Income Notes) are estimates and assume specified accrual conditions are met during the relevant period and payment in full of all contingent interest. For Floating Rate Securities, the accrued interest, annual income and yield are estimates based on the current floating coupon rate and may not reflect historic rates within the accrual period. New Treasury regulations require that we report on Form 1099-B, after the close of the tax year, your adjusted cost basis on the sale of covered securities acquired on or after January 1, 2011, and classify the gain or loss as either long-term or short-term. These regulations also require that we make basis adjustments on covered securities due to wash sales, certain corporate actions and transfers by gift or inheritance, which will be reflected on your Form 1099-B. Cost basis is reflected on statements for informational purposes and should not be used in the preparation of your income tax returns. Refer to the Expanded Disclosures for additional information.

CASH, BANK DEPOSIT PROGRAM AND MONEY MARKET FUNDS

Cash, Bank Deposit Program, and Money Market Funds are generally displayed on a settlement date basis. Estimated Annual Income, Accrued Interest, and APY% will only be displayed for fully settled positions.

Description	Value	Estimated Annual Income	7-Day Current Yield %	Annual Percentage Yield %
MORGAN STANLEY BANK N.A. #	\$2,191,115.00	\$438.00	—	0.020
MORGAN STANLEY PRIVATE BANK NA #	245,000.00	49.00	—	0.020

	Percentage of Assets %	Market Value	Estimated Annual Income Accrued Interest
CASH, BDP, AND MMFs	100.0%	\$2,436,115.00	\$487.00 \$0.00

# Bank Deposits are held at either: (1) Morgan Stanley Bank, N.A., and/or Morgan Stanley Private Bank, National Association, affiliates of Morgan Stanley Smith Barney LLC, or (2) Citibank, N.A., each a national bank and FDIC member.

	Percentage of Assets %	Total Cost	Market Value	Unrealized Gain/(Loss)	Estimated Annual Income Accrued Interest	Yield %
TOTAL MARKET VALUE	100.0%	\$0.00	\$2,436,115.00		\$487.00 \$0.00	0.02%

TOTAL VALUE (includes accrued interest) \$2,436,115.00

Unrealized Gain/(Loss) totals only reflect positions that have cost basis and/or market value information available. Cash, MMF, Deposits and positions stating 'Please Provide' are not included.



Account Detail

Active Assets Account  
876-018483-380

ROSEMONT SENECA BOHAI, LLC  
C/O DEVON ARCHER

ACTIVITY

CASH FLOW ACTIVITY BY DATE

Transaction Settlement							
Date	Date	Activity Type	Description	Comments	Quantity	Price	Credits/(Debits)
3/14	3/14	Account Charge	AAA ANNUAL SERVICE FEE				\$(150.00)
3/14	3/25	Check	SEBASTIAN MONTAZI	Check # 1001			(10,000.00)
3/20	3/20	Account Charge-Adj	AAA FEE REVERSAL				150.00
3/20	3/20	Cash Transfer	FUNDS TRANSFERRED	CONFIRMATION # 18025922 FROM 876-018484			450.00
3/20	3/20	Automated Payment	AMEX EPayment	AUTOMATIC BILL PAYMENT			(450.00)
3/20	3/20	Service Fee	ACH 000000 OVERLMT FEE				(25.00)
3/25	3/25	Cash Transfer	FUNDS TRANSFERRED	CONFIRMATION # 18120704 FROM 876-018484			2,246,111.00
3/25	3/25	Cash Transfer	FUNDS TRANSFERRED	CONFIRMATION # 18112092 FROM 876-018484			200,000.00
3/25	3/25	Service Fee Reversal	REV OVERLMT ACH FEE				25.00
3/28	3/28	Interest Income	MORGAN STANLEY BANK N.A. (Period 03/26-03/28)				3.60
3/28	3/28	Interest Income	MORGAN STANLEY PRIVATE BANK NA (Period 03/26-03/28)				0.40
<b>NET CREDITS/(DEBITS)</b>							<b>\$2,436,115.00</b>

DEBIT CARD & CHECKING ACTIVITY

CHECKS WRITTEN

Date Written	Date Paid	Check Number	Activity Type	Payee	Expense Category	Credits/(Debits)
3/14	3/25	1001	Check	SEBASTIAN MONTAZI		\$(10,000.00)
<b>TOTAL CHECKS WRITTEN</b>						<b>\$(10,000.00)</b>

AUTOMATED PAYMENTS

Bill pay and other electronic activity, which may include checks you wrote that were processed by Automated Clearing House processing.

Date of Payment	Date Paid	Activity Type	Payee	Credits/(Debits)
3/20	3/20	Automated Payment	AMEX EPayment	\$(450.00)
<b>TOTAL AUTOMATED PAYMENTS</b>				<b>\$(450.00)</b>



## Account Detail

Active Assets Account  
876-018483-380

ROSEMONT SENECA BOHAI, LLC  
C/O DEVON ARCHER

### MONEY MARKET FUND (MMF) AND BANK DEPOSIT PROGRAM ACTIVITY

Date	Activity Type	Description	Credits/(Debits)
3/26	Automatic Investment	BANK DEPOSIT PROGRAM	\$2,436,111.00
3/28	Automatic Investment	BANK DEPOSIT PROGRAM	3.60
3/28	Automatic Investment	BANK DEPOSIT PROGRAM	0.40
<b>NET ACTIVITY FOR PERIOD</b>			<b>\$2,436,115.00</b>

### MESSAGES

**Consolidated Statement of Financial Condition (In Millions of Dollars)**

At December 31, 2013 Morgan Stanley Smith Barney LLC had net capital of \$3,483 which exceeded the Securities and Exchange Commission's minimum requirement by \$3,302. A copy of the Morgan Stanley Smith Barney LLC Consolidated Statement of Financial Condition at December 31, 2013 can be viewed online at:

[http://www.morganstanley.com/about/ir/shareholder/morganstanley\\_smithbarney\\_llc.pdf](http://www.morganstanley.com/about/ir/shareholder/morganstanley_smithbarney_llc.pdf) or may be mailed to you at no cost by calling 1 (866) 825-1675, after March 15, 2014.

**Make Your Annual IRA Contribution**

The deadline to make your 2013 IRA contribution is April 15, 2014, so there is still time to contribute to a Traditional or Roth IRA, if eligible. The maximum contribution is \$5,500 for 2013, or \$6,500 if you are age 50 or older. Your Financial Advisor can help you open a new IRA or fund an existing one. You can even move funds from an existing Morgan Stanley non-retirement account if you have one. Speak with your Financial Advisor or Private Wealth Advisor about making an IRA contribution for 2014 at the same time and take advantage of a year of additional potential growth.



## Expanded Disclosures

Expanded Disclosures, which apply to all statements Morgan Stanley Smith Barney LLC (we/us) sends to you, are provided with your first statement and thereafter twice a year.

### Questions?

Questions regarding your account may be directed to either your Financial Advisor or the Branch Manager for the branch office where you maintain your account. If you require further assistance, call the Client Service Center at (800) 869-3326 or for account-related concerns contact our Client Advocate at (866) 227-2256 or via U.S. mail at P.O. Box 95002, South Jordan, Utah 84095.

### Errors and Inquiries

It is your responsibility to review your statement promptly and to seek immediate clarification about entries that you do not understand or believe were made in error by contacting the Branch Manager of the office where you maintain your account. Oral communications regarding any inaccuracy or discrepancy in this statement should be re-confirmed in writing to further protect your rights, including rights under the Securities Investor Protection Act (SIPA). Your statement will be deemed correct unless we receive a written inquiry of a suspected error. See your account documentation for special rules regarding your rights and responsibilities with respect to erroneous electronic fund transfers, including a description of the transfers covered.

### Account Valuation

Account values are computed by adding (1) the market value of all priced positions and (2) market values provided by pricing services and/or outside custodians, as applicable for other positions, and by adding any credit or subtracting any debit to your closing Cash, Money Market Funds and/or Deposit balance. Cash, Deposits and Money Market Funds are displayed on a settlement date basis, and other positions are displayed in your account on a trade date basis. The values of fixed income positions in summary displays include accrued interest in the totals. In the "Holdings" section, fixed income market value and accrued interest are also displayed in separate columns. Accrued interest is the interest earned but not yet paid on the bond since its last interest payment. In most cases, it is calculated from the date of the last coupon payment (or "dated date") through the closing date of the statement. Global Currency Deposits are reflected in U.S. dollars as of the statement end date. The Annual Percentage Yield (APY) for deposits represents the applicable rate in effect for your deposits at the statement ending date. This APY may be different than the APY that was in effect during the statement period. For current Bank Deposit or Money Market Fund yields, go to [www.morganstanleyindividual.com/AccountOptions/ActiveAssets/InvestmentFeatures](http://www.morganstanleyindividual.com/AccountOptions/ActiveAssets/InvestmentFeatures)

### Additional IRA Information

IRA contributions are subject to IRS eligibility rules and regulations. The "Max. Individual Contributions Allowed (by SSN)" reflects the annual limit on contributions that you can make to IRAs (Traditional, Roth, SEP, and SARSEP). The limit applies on a per person basis, not per account. The Contributions information included in this statement pertains to a particular account, without reference to any other IRA. You cannot make an individual contribution to a Traditional IRA for the year in which you reach age 70 1/2 or later. Other special rules may apply; e.g., in conversions or recharacterizations of Traditional to Roth, Roth to Traditional IRAs. Check with your tax advisor to verify how much you can contribute, whether or not the contribution will be tax deductible, and whether other special rules may apply. The categorization of any deductibility is based upon information provided by you and is included for your convenience. Contact your Financial Advisor if this information is incorrect. The account value used for your Required Minimum Distribution calculation is based on your account's prior December 31st Account Value, including accrued interest. This information is not intended to constitute tax, legal or accounting advice.

### Availability of Free Credit Balances and Financial Statements

Under the customer protection rules of the SEC [17 CFR §240.15c3-2 & -3], we may use funds comprising free credit balances carried for customer accounts here, provided that these funds are payable to customers on demand (i.e., are free of a lien or right of set-off in our favor or on behalf of some third party to whom you have given control). A financial statement of this organization is available for your personal inspection at its offices, or a copy will be mailed to you upon your written request.

### Gain/(Loss) Information

Gain/(Loss) is provided for informational purposes. It is not a substitute for Internal Revenue Service (IRS) Form 1099 (on which we report cost basis for covered securities) or any other IRS tax form. It is not intended to be, nor should be used for tax preparation. Unrealized Gain/(Loss) provided on this statement are estimates. Contact your own independent legal or tax advisor to determine the appropriate use of the Gain/(Loss) information on this statement. For more information, go to [www.morganstanley.com/wealth/disclosures/disclosures.asp](http://www.morganstanley.com/wealth/disclosures/disclosures.asp), or call Client Service Center.

### Tax Reporting

Under Federal Income Tax law, we are required to report the gross proceeds of sales transactions (including entering into short sales) to you on Form 1099-B by February 15 of the year following the calendar year of the transaction for reportable (i.e. non-retirement) accounts. For the sale of certain securities acquired on or after January 1 2011, we are required to report additional transaction information on Form 1099-B. The information reported on your Form 1099-B for the

calendar year should be exclusively relied upon for the purpose of filing your tax return for the year. Under U.S. Internal Revenue Service regulations, if you have not provided us with a certification of either U.S. or foreign status on an appropriate Form W-9 or W-8, your accounts may be subject to either 28% back-up withholding or 30% nonresident alien withholding, as applicable, on payments made to your accounts.

### Investment Objectives

The following is an explanation of the investment objective alternatives applicable to your account(s): Income - for investors seeking regular income with low to moderate risk to principal; Capital Appreciation - for investors seeking capital appreciation with moderate to high risk to principal; Aggressive Income - for investors seeking higher returns either as growth or as income with greater risk to principal; Speculation - for investors seeking high profits or quick returns with considerable possibility of losing most or all of their investment.

### Listed Options

Information with respect to commissions and other charges related to the execution of options transactions has been included in confirmations of such transactions previously furnished to you and such information will be made available to you promptly at your request. Promptly advise us of any material change in your investment objectives or financial situation.

**Important Information if you are a Margin Customer**(not available for certain accounts such as IRAs or retirement accounts)

If you have margin privileges, you may borrow money from us in exchange for pledging assets in your accounts as collateral. The amount you may borrow is based on the value of eligible securities in your margin accounts. If a security has eligible shares the number of shares pledged as collateral is indicated below the position. If you have a margin account, as permitted by law, we may use certain securities in your account for, among other things, settling short sales or lending the securities for short sales, for which we may receive compensation.

### Margin Interest Charges

We calculate interest charges on margin loans as follows:(1) multiply the applicable margin interest rate by the daily close of business net settled debit balance, and (2) divide by 360 (days). Margin interest accrues daily throughout the month and is added to your debit balance at month-end. The month-end interest charge is the sum of the daily accrued interest calculations for the month. We add the accrued interest to your debit balance and start a new calculation each time the applicable interest rate changes and at the close of every statement month. For current margin loan interest rates, go to [www.morganstanley.com/online/MIRates](http://www.morganstanley.com/online/MIRates)

### Information regarding Special Memorandum Account

CONTINUED



## Expanded Disclosures (CONTINUED)

If you have a margin account, this is a combined statement of your margin account and special memorandum account maintained for you under Section 220.6 of Regulation T issued by the Federal Reserve Board. The permanent record of the special memorandum account as required by Reg T is available for your inspection at your request.

**Money Market Pricing**

An investment in a MMF is neither insured nor guaranteed by the Federal Deposit Insurance Corporation (FDIC) or any other government agency. Although MMFs seek to preserve the value of your investment at \$1.00 per share, there can be no assurance that will occur and it is possible to lose money should the fund value per share fall. In some circumstances MMFs may cease operations when the value of a fund drops below \$1.00 per share. In that event, the fund's holdings would be liquidated and distributed to the fund's shareholders. This process could take up to one month or more. During that time, these funds would not be available to you to support purchases, withdrawals, and if applicable, check writing or ATM debits from your account.

**Notice Regarding Investment Advisor Research**

Morgan Stanley's Consulting Group Investment Advisor Research conducts research on various mutual funds and exchange-traded funds for clients holding those funds in certain investment advisory programs. If you have invested in any of these funds in another type of account, such as a brokerage account, you will not receive the same research materials and status updates on the funds as we provide to investment advisory clients (including instructions on selling fund shares).

**Pricing of Securities**

The prices of securities are derived from various sources, and do not necessarily represent the prices at which those securities could have been bought or sold. Although we attempt to use reliable sources of information, we can offer no assurance as to their accuracy. Prices of securities not actively traded may not be available, and are indicated by N/A (not available). For additional information on how we price securities, go to

[www.morganstanley.com/wealth/disclosures/disclosures.asp](http://www.morganstanley.com/wealth/disclosures/disclosures.asp)

**Important Information About Auction Rate Securities**

For certain Auction Rate Securities there is no or limited liquidity. Therefore, the price(s) for any Auction Rate Securities shown may not reflect the price(s) you would receive upon a sale at auction or in a secondary market transaction, and is not an indication of any offer to purchase at such price. There can be no assurance that a successful auction will occur or that a secondary market exists or will develop for a particular security. The prices of any Auction Rate Securities in most cases reflect par value, but may be derived from various sources. These prices may differ from: prices provided to us or our affiliates by outside pricing services; our affiliates' own internal bookkeeping valuations;

prices of transactions executed in any secondary market that exists or may develop; and/or the prices at which issuer repurchases or redemptions may occur.

**Special Considerations Regarding Structured Investments**

Structured Investments are complex products and may be subject to special risks, which may include, but are not limited to: loss of initial investment; issuer credit risk and price volatility resulting from any actual or anticipated changes to issuer's and/or guarantor's credit ratings or credit spreads; limited or no appreciation and limits on participation in any appreciation of underlying asset(s); risks associated with the underlying reference asset(s); no periodic payments; call prior to maturity; early redemption fees for market linked deposits; lower interest rates and/or yield compared to conventional debt with comparable maturity; unique tax implications; limited or no secondary market; and conflicts of interest due to affiliation, compensation or other factors which could adversely affect market value or payout to investors. Investors also should consider the concentration risk of owning the related security and their total exposure to any underlying asset. Structured Investments may not perform in a manner consistent with the statement product category where they appear and therefore may not satisfy portfolio asset allocation needs for that category. Accrued interest, estimated annual income and estimated yield for Structured Investments with a contingent income feature, including Range Accrual Notes and Contingent Income Notes, assume optimal performance of the underlying asset(s) and payment in full of all contingent interest. However, contingent interest is only paid if the specified accrual conditions are met during the relevant observation period. Actual accrued interest, annual income and yield will be dependent upon the performance of the underlying asset(s) and may be significantly lower than the estimates shown. For more information about the risks specific to your Structured Investments, you should contact your Financial Advisor.

**Security Measures**

This statement features several embedded security elements to safeguard its authenticity. One is a unique security mark--a blue rectangle printed in heat-sensitive ink on the back side of every page. When exposed to warmth, the blue rectangle will disappear, and then reappear.

**SIPC Protection**

We are a member of Securities Investor Protection Corporation (SIPC), which protects securities of its customers up to \$500,000 (including \$250,000 for claims for cash). An explanatory brochure is available upon request or at [www.sipc.org](http://www.sipc.org). Losses due to market fluctuation are not protected by SIPC and assets not held with us may not be covered by SIPC protection. To obtain information about SIPC, including an

explanatory SIPC brochure, contact SIPC at 1-202-371-8300 or visit [www.sipc.org](http://www.sipc.org).

**Certain Assets Not Held At Morgan Stanley Smith Barney LLC**

You may purchase certain assets through us that may be held at another financial institution. Assets not held with us may not be covered by SIPC protection. We may include information about certain of these assets on this statement solely as a service to you and are not responsible for any information provided by external sources. Generally, any financial institution that holds securities is responsible for year-end reporting (1099s) and separate periodic statements, which may vary from our information due to different tax reporting periods. In the case of networked mutual funds, we perform all year-end tax reporting. Under certain circumstances, such as IRA accounts, we perform all tax reporting.

**Total Income**

Total income, as used in the income summaries, represents dividends and/or interest on securities we receive on your behalf and credit to your account(s) during the calendar year. We report dividend distributions and taxable bond interest credited to your account to the Internal Revenue Service. The totals we report may differ from those indicated as "This Year" figures on the last statement for the calendar year. In the case of Real Estate Investment Trusts (REITs), Master Limited Partnerships, Regulated Investment Companies and Unit Investment Trusts, some sponsors may reclassify the distribution to a different tax type for year-end reporting.

**Transaction Dates and Transaction Conditions**

Transactions display trade date and settlement date. Transactions are included on this statement on trade date basis (excluding BDP and MMFs). Trades that have not settled as of statement month end will also be displayed in the "Unsettled Purchase/Sales Activity" section. Upon written request, we will give you the date and time of a transaction and the name of the other party to a transaction. We and/or our affiliates may accept benefits that constitute payment for order flow. Details regarding these benefits and the source and amount of any other remuneration received or to be received by us in connection with any transaction will be furnished upon written request.

**U.S. Treasury Circular 230 Disclosure**

We do not render advice on tax and tax accounting matters to clients. The information provided herein was not intended or written to be used, and it cannot be used, by any taxpayer, for the purpose of avoiding penalties that may be imposed on the taxpayer under US federal tax laws.

Revised 12/2013



**CLIENT STATEMENT** | For the Period April 1-30, 2014

**STATEMENT FOR:**

ROSEMONT SENECA BOHAI, LLC  
C/O DEVON ARCHER

**TOTAL VALUE OF YOUR ACCOUNT** (as of 4/30/14)

*Includes Accrued Interest*

**\$1,151,171.14**

*Morgan Stanley Private Wealth Management, a division of Morgan Stanley Smith Barney LLC.  
Member SIPC.*

**Your Private Wealth Advisor Team**

SCHATZ/MOYE/MARKEY/FINNEG  
212-296-6000

**Your Branch**

522 FIFTH AVENUE  
NEW YORK, NY 10036  
Telephone: 212-296-6000; Alt. Phone: 800-419-2861; Fax: 212-296-6320

#BWNJGWM

ROSEMONT SENECA BOHAI, LLC  
C/O DEVON ARCHER  
152 W 57TH ST  
47TH FL  
NEW YORK NY 10019-3480

**Client Service Center** (24 Hours a Day; 7 Days a Week) : 800-668-8168  
+1 801-617-9179 (Int'l Collect)

**Access Your Account Online:** [www.morganstanley.com/PWM](http://www.morganstanley.com/PWM)

876 - 018483 - 380 - 1 - 0



Account Summary

Active Assets Account  
876-018483-380

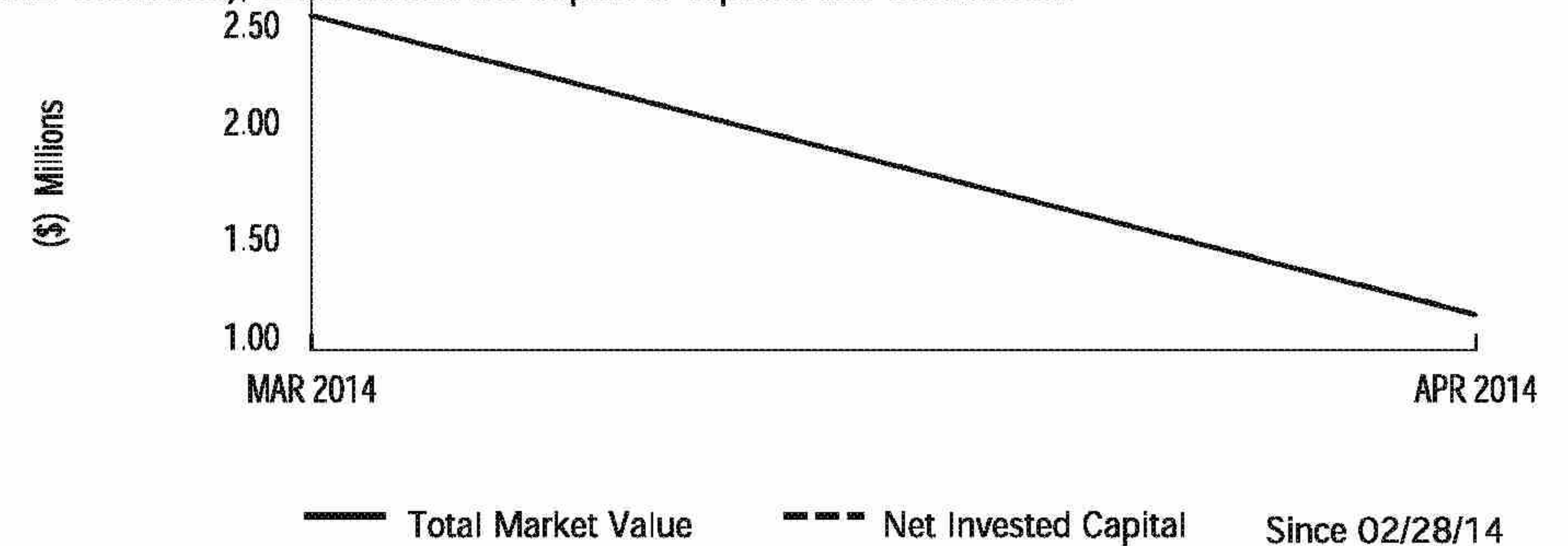
ROSEMONT SENECA BOHAI, LLC  
C/O DEVON ARCHER

CHANGE IN VALUE OF YOUR ACCOUNTS (includes accrued interest)

	This Period (4/1/14-4/30/14)	This Year (1/1/14-4/30/14)
<b>TOTAL BEGINNING VALUE</b>	<b>\$2,436,115.00</b>	—
Credits	255,058.15	2,701,619.15
Debits	(1,540,031.09)	(1,550,481.09)
Security Transfers	—	—
<b>Net Credits/Debits/Transfers</b>	<b>\$(1,284,972.94)</b>	<b>\$1,151,138.06</b>
<b>Change in Value</b>	<b>29.08</b>	<b>33.08</b>
<b>TOTAL ENDING VALUE</b>	<b>\$1,151,171.14</b>	<b>\$1,151,171.14</b>

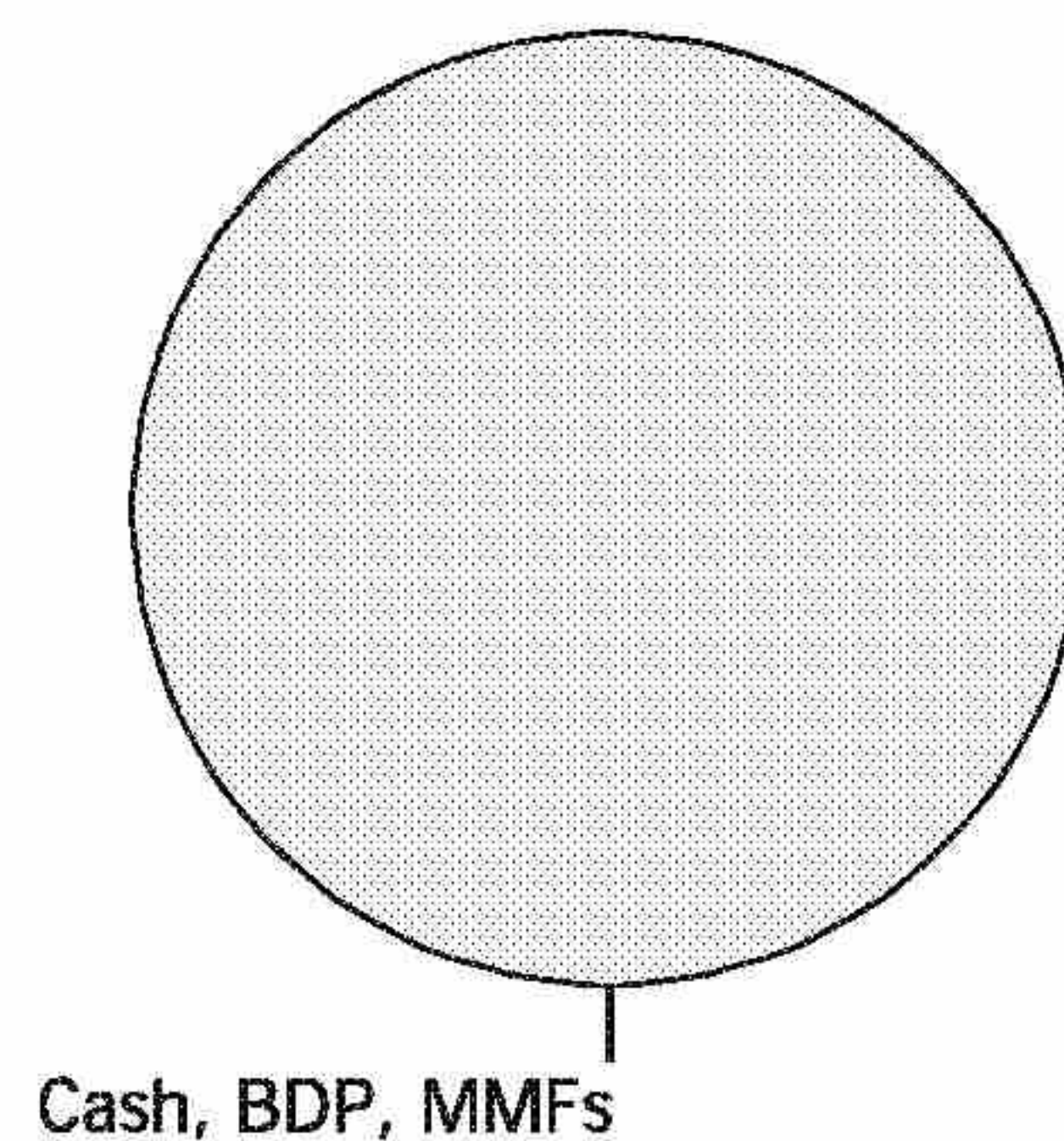
CHANGE IN VALUE OVER TIME

The display of market value (total account value) and net invested capital (total amount invested minus total withdrawn), demonstrates the impact of deposits and withdrawals.



This graph does not reflect corrections to Net Invested Capital or Market Value made subsequent to the dates depicted. It may also exclude transactions in Annuities or where we are not the custodian, which could delay the reporting of Market Value or affect the Net Invested Capital.

ALLOCATION OF HOLDINGS



	Market Value	Percentage %
Cash, BDP, MMFs*	\$1,151,171.14	100.0
<b>TOTAL VALUE</b>	<b>\$1,151,171.14</b>	<b>100.0%</b>

This allocation represents holdings on a trade date basis, and projected settled Cash/BDP and MMF balances. These classifications are not intended to serve as a suitability analysis. \* FDIC rules apply and Bank Deposits are eligible for FDIC insurance but are not covered by SIPC. Cash and securities (including MMFs) are eligible for SIPC coverage. See Expanded Disclosures.



## Account Summary

Active Assets Account  
876-018483-380

ROSEMONT SENECA BOHAI, LLC  
C/O DEVON ARCHER

### BALANCE SHEET (^ includes accrued interest)

	Last Period (as of 3/31/14)	This Period (as of 4/30/14)
Cash, BDP, MMFs	\$2,436,115.00	\$1,151,171.14
<b>Total Assets</b>	<b>\$2,436,115.00</b>	<b>\$1,151,171.14</b>
<b>Total Liabilities</b> (outstanding balance)	—	—
<b>TOTAL VALUE</b>	<b>\$2,436,115.00</b>	<b>\$1,151,171.14</b>

### CASH FLOW

	This Period (4/1/14-4/30/14)	This Year (1/1/14-4/30/14)
<b>OPENING CASH, BDP, MMFs</b>	<b>\$2,436,115.00</b>	—
Income	29.08	33.08
<b>Total Investment Related Activity</b>	<b>\$29.08</b>	<b>\$33.08</b>
Electronic Transfers-Credits	255,058.15	2,701,619.15
Electronic Transfers-Debits	(1,492,300.00)	(1,492,300.00)
<b>Total Cash Related Activity</b>	<b>\$(1,237,241.85)</b>	<b>\$1,209,319.15</b>
Debit Card	—	—
ATM/Cash Advances	—	—
Checks Written	(30,000.00)	(40,000.00)
Automated Payments	(17,731.09)	(18,181.09)
<b>Total Card/Check Activity</b>	<b>\$(47,731.09)</b>	<b>\$(58,181.09)</b>
<b>CLOSING CASH, BDP, MMFs</b>	<b>\$1,151,171.14</b>	<b>\$1,151,171.14</b>

PERSONAL  
ACCOUNTS

RETIREMENT  
ACCOUNTS

EDUCATION  
ACCOUNTS

TRUST  
ACCOUNTS

**BUSINESS  
ACCOUNTS**



## Account Summary

Active Assets Account  
876-018483-380

ROSEMONT SENECA BOHAI, LLC  
C/O DEVON ARCHER

### INCOME SUMMARY

	This Period (4/1/14-4/30/14)	This Year (1/1/14-4/30/14)
Qualified Dividends	—	—
Other Dividends	—	—
Long Term Capital Gains Distributions	—	—
Interest	29.08	33.08
Other Income	—	—
<b>Total Taxable Income</b>	<b>\$29.08</b>	<b>\$33.08</b>
Dividends	—	—
Interest	—	—
Other Income	—	—
<b>Total Tax-Exempt Income</b>	<b>—</b>	<b>—</b>
<b>TOTAL INCOME</b>	<b>\$29.08</b>	<b>\$33.08</b>

*Taxable and tax exempt income classifications are based on the characteristics of the underlying securities and not the taxable status of the account.*

### GAIN/(LOSS) SUMMARY

	Realized This Period (4/1/14-4/30/14)	Realized This Year (1/1/14-4/30/14)	Unrealized Inception to Date (as of 4/30/14)
<b>TOTAL GAIN/(LOSS)</b>	—	—	—

*Gain/(Loss) Summary information is provided for informational purposes only and should not be used for tax preparation. This information may change due to basis adjustments. Refer to the Gain/(Loss) Information in the Expanded Disclosures for additional information.*



## Account Detail

Active Assets Account  
876-018483-380

ROSEMONT SENECA BOHAI, LLC  
C/O DEVON ARCHER

Investment Objectives†: Capital Appreciation, Aggressive Income

Brokerage Account

† See the Expanded Disclosures for more information about investment objectives. Please review for accuracy and inform us if your investment objectives change.

## HOLDINGS

This section reflects positions purchased/sold on a trade date basis, and includes positions purchased and omits positions sold in the current month. "Market Value" and "Unrealized Gain/(Loss)" are representative values as of the last business day of the statement period and may not reflect the value that could be obtained in the market. Fixed Income securities are sorted by maturity or pre-refunding date, and alphabetically within date. Estimated Annual Income (EAI) is calculated on a pre-tax basis and does not include any reduction for applicable non-US withholding taxes, if any. EAI for certain securities may include return of principal or capital gains which could overstate such estimates. For securities that have a defined maturity date within the next 12 months, EAI is reflected only through maturity date. Actual income or yield may be lower or higher than the estimates. Estimated yield reflects only the income generated by an investment, and does not reflect changes in its price. Structured products, identified in the Security Description column, appear in various statement product categories. Accrued interest, annual income and yield for structured products with a contingent income feature (such as Range Accrual Notes or Contingent Income Notes) are estimates and assume specified accrual conditions are met during the relevant period and payment in full of all contingent interest. For Floating Rate Securities, the accrued interest, annual income and yield are estimates based on the current floating coupon rate and may not reflect historic rates within the accrual period. New Treasury regulations require that we report on Form 1099-B, after the close of the tax year, your adjusted cost basis on the sale of covered securities acquired on or after January 1, 2011, and classify the gain or loss as either long-term or short-term. These regulations also require that we make basis adjustments on covered securities due to wash sales, certain corporate actions and transfers by gift or inheritance, which will be reflected on your Form 1099-B. Cost basis is reflected on statements for informational purposes and should not be used in the preparation of your income tax returns. Refer to the Expanded Disclosures for additional information.

### CASH, BANK DEPOSIT PROGRAM AND MONEY MARKET FUNDS

Cash, Bank Deposit Program, and Money Market Funds are generally displayed on a settlement date basis. Estimated Annual Income, Accrued Interest, and APY% will only be displayed for fully settled positions.

Description	Value	Estimated Annual Income	7-Day Current Yield %	Annual Percentage Yield %
MORGAN STANLEY BANK N.A. #	\$906,171.14	\$181.00	—	0.020
MORGAN STANLEY PRIVATE BANK NA #	245,000.00	49.00	—	0.020

	Percentage of Assets %	Market Value	Estimated Annual Income Accrued Interest
CASH, BDP, AND MMFs	100.0%	\$1,151,171.14	\$230.00 \$0.00

# Bank Deposits are held at either: (1) Morgan Stanley Bank, N.A., and/or Morgan Stanley Private Bank, National Association, affiliates of Morgan Stanley Smith Barney LLC, or (2) Citibank, N.A., each a national bank and FDIC member.

	Percentage of Assets %	Total Cost	Market Value	Unrealized Gain/(Loss)	Estimated Annual Income Accrued Interest	Yield %
TOTAL MARKET VALUE	100.0%	\$0.00	\$1,151,171.14		\$230.00 \$0.00	0.02%

TOTAL VALUE (includes accrued interest)

\$1,151,171.14

Unrealized Gain/(Loss) totals only reflect positions that have cost basis and/or market value information available. Cash, MMF, Deposits and positions stating 'Please Provide' are not included.



Account Detail

Active Assets Account  
876-018483-380

ROSEMONT SENECA BOHAI, LLC  
C/O DEVON ARCHER

ACTIVITY

CASH FLOW ACTIVITY BY DATE

Transaction Settlement							
Date	Date	Activity Type	Description	Comments	Quantity	Price	Credits/(Debits)
4/9	4/9	Funds Transferred	WIRED FUNDS SENT	BENE: BEVERLY HILLS ESCROW TRU ACCT: XXXX3627			\$(1,200,000.00)
4/14	4/14	Online Transfer	FUNDS TRANSFERRED	CONFIRMATION # 18689065 TO 876-018475			(150,000.00)
4/15	4/15	Funds Received	WIRED FUNDS RECEIVED	AS PRIVATBANK BURISMA HOLDINGS LIMITED			83,333.33
4/15	4/15	Funds Received	WIRED FUNDS RECEIVED	AS PRIVATBANK BURISMA HOLDINGS LIMITED			29,424.82
4/19	4/22	Check	HAMPTON WATERCRAFT & MARINE	Check # 1026			(30,000.00)
4/22	4/22	Funds Received	WIRED FUNDS RECEIVED	ABLV BANK AS RIGA LATVIA NOVATUS HOLDING PTE. LTD.			142,300.00
4/23	4/23	Automated Payment	AMEX EPayment ACH PMT	AUTOMATIC BILL PAYMENT			(17,731.09)
4/23	4/23	Funds Transferred	WIRED FUNDS SENT	BENE: SCHNEIDER NELSON MOTOR C ACCT: XXXXXXXX6760			(142,300.00)
4/29	4/29	Interest Income	MORGAN STANLEY BANK N.A. (Period 03/29-04/29)				24.78
4/29	4/29	Interest Income	MORGAN STANLEY PRIVATE BANK NA (Period 03/29-04/29)				4.30
<b>NET CREDITS/(DEBITS)</b>							<b>\$(1,284,943.86)</b>

DEBIT CARD & CHECKING ACTIVITY

CHECKS WRITTEN

Date Written	Date Paid	Check Number	Activity Type	Payee	Expense Category	Credits/(Debits)
4/19	4/22	1026	Check	HAMPTON WATERCRAFT & MARINE		\$(30,000.00)
<b>TOTAL CHECKS WRITTEN</b>						<b>\$(30,000.00)</b>



Account Detail

Active Assets Account  
876-018483-380

ROSEMONT SENECA BOHAI, LLC  
C/O DEVON ARCHER

DEBIT CARD & CHECKING ACTIVITY

AUTOMATED PAYMENTS

Bill pay and other electronic activity, which may include checks you wrote that were processed by Automated Clearing House processing.

Date of Payment	Date Paid	Activity Type	Payee	Credits/(Debits)
4/23	4/23	Automated Payment	AMEX EPayment ACH PMT	\$(17,731.09)
<b>TOTAL AUTOMATED PAYMENTS</b>				<b>\$(17,731.09)</b>

MONEY MARKET FUND (MMF) AND BANK DEPOSIT PROGRAM ACTIVITY

Date	Activity Type	Description	Credits/(Debits)
4/10	Automatic Redemption	BANK DEPOSIT PROGRAM	\$(1,200,000.00)
4/15	Automatic Redemption	BANK DEPOSIT PROGRAM	(150,000.00)
4/16	Automatic Investment	BANK DEPOSIT PROGRAM	112,758.15
4/22	Automatic Redemption	BANK DEPOSIT PROGRAM	(30,000.00)
4/23	Automatic Investment	BANK DEPOSIT PROGRAM	124,568.91
4/24	Automatic Redemption	BANK DEPOSIT PROGRAM	(142,300.00)
4/29	Automatic Investment	BANK DEPOSIT PROGRAM	24.78
4/29	Automatic Investment	BANK DEPOSIT PROGRAM	4.30
<b>NET ACTIVITY FOR PERIOD</b>			<b>\$(1,284,943.86)</b>

COPIES OF THIS STATEMENT HAVE ALSO BEEN SENT TO:

LOUIS PLUNG AND COMPANY, LLP



## Standard Disclosures

The following Disclosures are applicable to the enclosed statement(s). Expanded Disclosures are attached to your most recent June and December statement (or your first Statement if you have not received a statement for those months). The Expanded Disclosures are also available by selecting Account Documents when you log on to [www.morganstanley.com/online](http://www.morganstanley.com/online) or, call 800-869-3326.

### Questions?

Questions regarding your account may be directed to your Financial Advisor or the Branch Manager for the branch office where you maintain your account. If you require further assistance, call Client Service at (800) 869-3326 or for account-related concerns call our Client Advocate at (866) 227-2256.

### Errors and Inquiries

It is your responsibility to review your statement promptly and to seek immediate clarification about entries that you do not understand or believe were made in error by contacting the Branch Manager of the office where you maintain your account. Oral communications regarding any inaccuracy or discrepancy in this statement should be re-confirmed in writing to further protect your rights, including rights under the Securities Investor Protection Act (SIPA). Except as provided in your account documentation, your statement will be deemed correct unless we receive your written inquiry of a suspected error within 10 calendar days from the day you received your statement. See your account documentation for special rules regarding your rights and responsibilities with respect to erroneous electronic fund transfers, including a description of the transfers covered.

### Availability of Free Credit Balances and Financial Statements

Under the customer protection rules of the SEC [17 CFR §240.15c3-2 & -3], we may use funds comprising free credit balances carried for customer accounts here, provided that these funds are payable to customers on demand (i.e., are free of a lien or right of set-off in our favor or on behalf of some third party to whom you have given control). A financial statement of this organization is available for your personal inspection at its offices, or a copy will be mailed to you upon your written request.

### Listed Options

Information with respect to commissions and other charges related to the execution of options transactions has been included in confirmations of such transactions previously furnished to you and such information will be made available to you promptly at your request. Promptly advise us of any material change in your investment objectives or financial situation.

**Margin Privileges** (not available for certain accounts such as IRAs or retirement accounts)

If you have margin privileges, you may borrow money from us in

exchange for pledging assets in your accounts as collateral for any outstanding margin loan. The amount you may borrow is based on the value of the eligible securities in your margin accounts. If a security has eligible shares, the number of shares pledged as collateral will be indicated below the position.

### Margin Interest Charges

We calculate interest charges on margin loans as follows: (1) Multiply the applicable margin interest rate by the daily close of business net settled debit balance, and (2) Divide by 360 (days). Margin interest accrues daily throughout the month and is added to your debit balance at month-end. The month-end interest charge is the sum of the daily accrued interest calculations for the month. We add the accrued interest to your debit balance and start a new calculation each time the applicable interest rate changes and at the close of every statement month. For current margin loan interest rates, go to [www.morganstanley.com/online/MIRates](http://www.morganstanley.com/online/MIRates)

### Information regarding Special Memorandum Account

If you have a Margin Account, this is a combined statement of your Margin Account and Special Memorandum Account maintained for you under Section 220.6 of Regulation T issued by the Board of Governors of the Federal Reserve System. The permanent record of the Special Memorandum Account as required by Regulation T is available for your inspection at your request.

### Structured Products

Structured Products are complex products and may be subject to special risks. Investors should consider the concentration risk of owning the related security and their total exposure to any underlying asset. Structured Products may not perform in a manner consistent with the statement product category where they appear and therefore may not satisfy portfolio asset allocation needs for that category.

### Important Information About Auction Rate Securities

Due to market conditions, certain Auction Rate Securities are experiencing no or limited liquidity. Therefore, the price(s) for any Auction Rate Securities shown on this statement may not reflect the price(s) you would receive upon a sale at auction or in a secondary market transaction, and are not an indication of any offer to purchase at such price.

### Security Measures

This statement features several embedded security elements to safeguard its authenticity. One is a unique security mark--a blue rectangle printed in heat-sensitive ink on the back side of every page. When exposed to warmth, the blue rectangle will disappear, and then reappear.

### SIPC Protection

Morgan Stanley Smith Barney LLC is a member of SIPC, which protects

securities of its customers up to \$500,000 (including \$250,000 for claims for cash). An explanatory brochure is available upon request or at [www.sipc.org](http://www.sipc.org). Losses due to market fluctuation are not protected by SIPC and assets not held at Morgan Stanley Smith Barney LLC may not be covered by SIPC protection. To obtain information about SIPC, including the SIPC Brochure, contact SIPC at 1-202-371-8300 or visit [www.sipc.org](http://www.sipc.org).

### Transaction Dates and Transaction Conditions

Upon written request, we will furnish the date and time of a transaction and the name of the other party to a transaction. We and/or our affiliates may accept benefits that constitute payment for order flow. Details regarding these benefits and the source and amount of any other remuneration received or to be received by us in connection with any transaction will be furnished upon written request.

### Equity Research Ratings Definitions and Consulting Group Investment Advisory Statuses

Some equity securities may have research ratings from Morgan Stanley & Co. LLC or Standard & Poor's. Research ratings are the research providers' opinions and not representations or guarantees of performance. For more information about each research providers' rating systems, see the expanded disclosures on your quarter-end statement, go to [www.morganstanley.com/online](http://www.morganstanley.com/online) or refer to the research provider's research report. Research reports contain more complete information concerning the analyst's views and you should read the entire research report and not infer its contents from the rating alone. If your account contains an advisory component or is an advisory account, CG IAR statuses apply.

### Credit Ratings from Moody's Investors Service and Standard & Poor's

The credit rating from Moody's Investors Service and Standard & Poor's may be shown for certain securities. All credit ratings represent the opinions of the provider and are not representations or guarantees of performance. Your Financial Advisor will be pleased to provide you with further information or assistance in interpreting these credit ratings.

Revised 3/2014



**CLIENT STATEMENT** | For the Period May 1-31, 2014

**STATEMENT FOR:**

ROSEMONT SENECA BOHAI, LLC  
C/O DEVON ARCHER

**TOTAL VALUE OF YOUR ACCOUNT** (as of 5/31/14)

*Includes Accrued Interest*

**\$906,653.57**

*Morgan Stanley Private Wealth Management, a division of Morgan Stanley Smith Barney LLC.  
Member SIPC.*

**Your Private Wealth Advisor Team**

SCHATZ/MOYE/MARKEY/FINNEG  
212-296-6000

**Your Branch**

522 FIFTH AVENUE  
NEW YORK, NY 10036  
Telephone: 212-296-6000; Alt. Phone: 800-419-2861; Fax: 212-296-6320

#BWNJGWM

ROSEMONT SENECA BOHAI, LLC  
C/O DEVON ARCHER  
152 W 57TH ST  
47TH FL  
NEW YORK NY 10019-3480

**Client Service Center** (24 Hours a Day; 7 Days a Week) : 800-668-8168  
+1 801-617-9179 (Int'l Collect)

**Access Your Account Online:** [www.morganstanley.com/PWM](http://www.morganstanley.com/PWM)

876 - 018483 - 380 - 1 - 0



## Account Summary

Active Assets Account  
876-018483-380

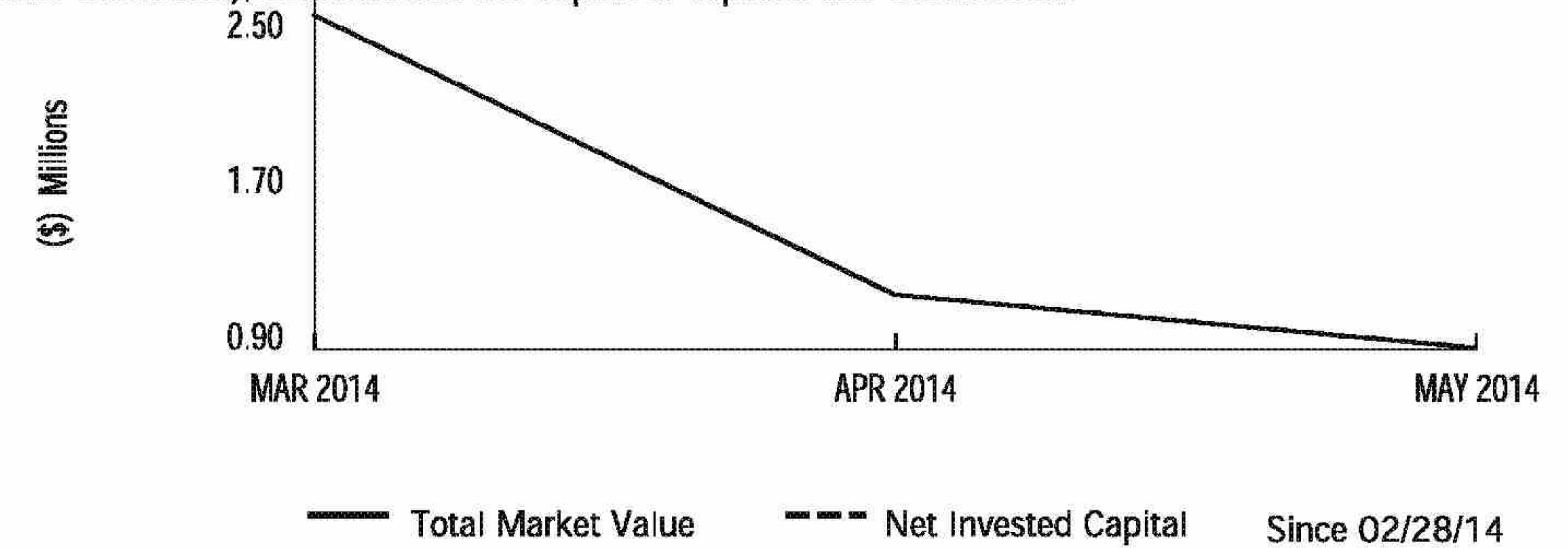
ROSEMONT SENECA BOHAI, LLC  
C/O DEVON ARCHER

### CHANGE IN VALUE OF YOUR ACCOUNTS (includes accrued interest)

	This Period (5/1/14-5/31/14)	This Year (1/1/14-5/31/14)
<b>TOTAL BEGINNING VALUE</b>	<b>\$1,151,171.14</b>	—
Credits	166,666.66	2,868,285.81
Debits	(411,201.26)	(1,961,682.35)
Security Transfers	—	—
<b>Net Credits/Debits/Transfers</b>	<b>\$(244,534.60)</b>	<b>\$906,603.46</b>
<b>Change in Value</b>	<b>17.03</b>	<b>50.11</b>
<b>TOTAL ENDING VALUE</b>	<b>\$906,653.57</b>	<b>\$906,653.57</b>

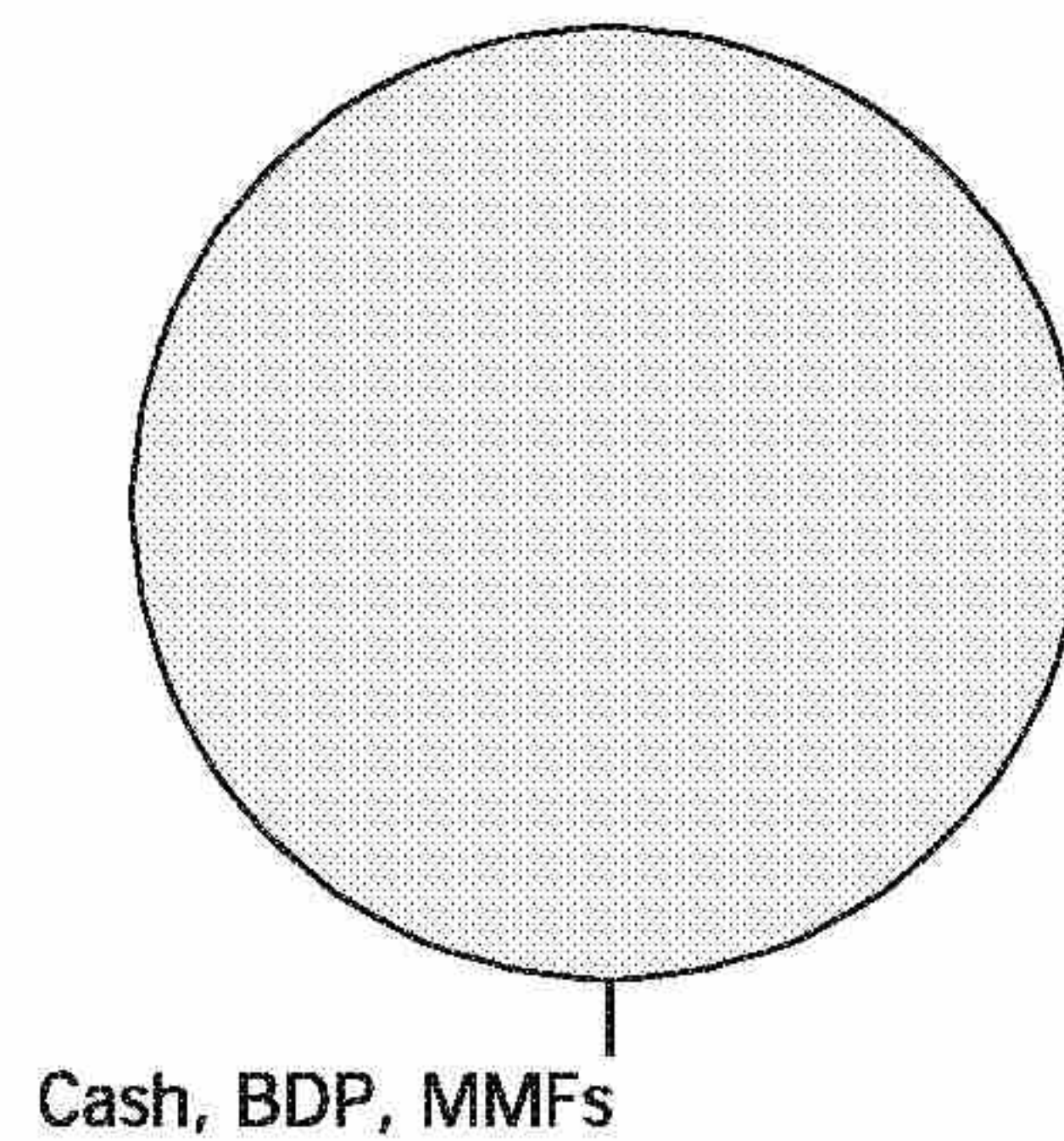
### CHANGE IN VALUE OVER TIME

The display of market value (total account value) and net invested capital (total amount invested minus total withdrawn), demonstrates the impact of deposits and withdrawals.



*This graph does not reflect corrections to Net Invested Capital or Market Value made subsequent to the dates depicted. It may also exclude transactions in Annuities or where we are not the custodian, which could delay the reporting of Market Value or affect the Net Invested Capital.*

### ALLOCATION OF HOLDINGS



	Market Value	Percentage %
Cash, BDP, MMFs*	\$906,653.57	100.0
<b>TOTAL VALUE</b>	<b>\$906,653.57</b>	<b>100.0%</b>

*This allocation represents holdings on a trade date basis, and projected settled Cash/BDP and MMF balances. These classifications are not intended to serve as a suitability analysis. \* FDIC rules apply and Bank Deposits are eligible for FDIC insurance but are not covered by SIPC. Cash and securities (including MMFs) are eligible for SIPC coverage. See Expanded Disclosures.*



Account Summary

Active Assets Account  
876-018483-380

ROSEMONT SENECA BOHAI, LLC  
C/O DEVON ARCHER

BALANCE SHEET (^ includes accrued interest)

	Last Period (as of 4/30/14)	This Period (as of 5/31/14)
Cash, BDP, MMFs	\$1,151,171.14	\$906,653.57
<b>Total Assets</b>	<b>\$1,151,171.14</b>	<b>\$906,653.57</b>
<b>Total Liabilities</b> (outstanding balance)	—	—
<b>TOTAL VALUE</b>	<b>\$1,151,171.14</b>	<b>\$906,653.57</b>

CASH FLOW

	This Period (5/1/14-5/31/14)	This Year (1/1/14-5/31/14)
<b>OPENING CASH, BDP, MMFs</b>	<b>\$1,151,171.14</b>	—
Income	17.03	50.11
<b>Total Investment Related Activity</b>	<b>\$17.03</b>	<b>\$50.11</b>
Electronic Transfers-Credits	166,666.66	2,868,285.81
Electronic Transfers-Debits	(399,040.00)	(1,891,340.00)
<b>Total Cash Related Activity</b>	<b>\$(232,373.34)</b>	<b>\$976,945.81</b>
Checks Written	—	(40,000.00)
Automated Payments	(12,161.26)	(30,342.35)
<b>Total Card/Check Activity</b>	<b>\$(12,161.26)</b>	<b>\$(70,342.35)</b>
<b>CLOSING CASH, BDP, MMFs</b>	<b>\$906,653.57</b>	<b>\$906,653.57</b>

INCOME SUMMARY

	This Period (5/1/14-5/31/14)	This Year (1/1/14-5/31/14)
Interest	\$17.03	\$50.11
<b>Total Taxable Income</b>	<b>\$17.03</b>	<b>\$50.11</b>
<b>Total Tax-Exempt Income</b>	—	—
<b>TOTAL INCOME</b>	<b>\$17.03</b>	<b>\$50.11</b>

Taxable and tax exempt income classifications are based on the characteristics of the underlying securities and not the taxable status of the account.

GAIN/(LOSS) SUMMARY

	Realized This Period (5/1/14-5/31/14)	Realized This Year (1/1/14-5/31/14)	Unrealized Inception to Date (as of 5/31/14)
<b>TOTAL GAIN/(LOSS)</b>	—	—	—

Gain/(Loss) Summary information is provided for informational purposes only and should not be used for tax preparation. This information may change due to basis adjustments. Refer to the Gain/(Loss) Information in the Expanded Disclosures for additional information.



Account Detail

Active Assets Account  
876-018483-380

ROSEMONT SENECA BOHAI, LLC  
C/O DEVON ARCHER

Investment Objectives†: Capital Appreciation, Aggressive Income

Brokerage Account

† See the Expanded Disclosures for more information about investment objectives. Please review for accuracy and inform us if your investment objectives change.

HOLDINGS

This section reflects positions purchased/sold on a trade date basis, and includes positions purchased and omits positions sold in the current month. "Market Value" and "Unrealized Gain/(Loss)" are representative values as of the last business day of the statement period and may not reflect the value that could be obtained in the market. Fixed Income securities are sorted by maturity or pre-refunding date, and alphabetically within date. Estimated Annual Income (EAI) is calculated on a pre-tax basis and does not include any reduction for applicable non-US withholding taxes, if any. EAI for certain securities may include return of principal or capital gains which could overstate such estimates. For securities that have a defined maturity date within the next 12 months, EAI is reflected only through maturity date. Actual income or yield may be lower or higher than the estimates. Estimated yield reflects only the income generated by an investment, and does not reflect changes in its price. Structured products, identified in the Security Description column, appear in various statement product categories. Accrued interest, annual income and yield for structured products with a contingent income feature (such as Range Accrual Notes or Contingent Income Notes) are estimates and assume specified accrual conditions are met during the relevant period and payment in full of all contingent interest. For Floating Rate Securities, the accrued interest, annual income and yield are estimates based on the current floating coupon rate and may not reflect historic rates within the accrual period. New Treasury regulations require that we report on Form 1099-B, after the close of the tax year, your adjusted cost basis on the sale of covered securities acquired on or after January 1, 2011, and classify the gain or loss as either long-term or short-term. These regulations also require that we make basis adjustments on covered securities due to wash sales, certain corporate actions and transfers by gift or inheritance, which will be reflected on your Form 1099-B. Cost basis is reflected on statements for informational purposes and should not be used in the preparation of your income tax returns. Refer to the Expanded Disclosures for additional information.

CASH, BANK DEPOSIT PROGRAM AND MONEY MARKET FUNDS

Cash, Bank Deposit Program, and Money Market Funds are generally displayed on a settlement date basis. You have the right to instruct us to liquidate your bank deposit balance(s) or shares of any money market fund balance(s) at any time and have the proceeds of such liquidation remitted to you. Estimated Annual Income, Accrued Interest, and APY% will only be displayed for fully settled positions.

Description	Value	Estimated Annual Income	7-Day Current Yield %	Annual Percentage Yield %
MORGAN STANLEY BANK N.A. #	\$661,653.57	\$66.00	—	0.010
MORGAN STANLEY PRIVATE BANK NA #	245,000.00	25.00	—	0.010

	Percentage of Assets %	Market Value	Estimated Annual Income Accrued Interest
CASH, BDP, AND MMFs	100.0%	\$906,653.57	\$91.00 \$0.00

# Bank Deposits are held at either: (1) Morgan Stanley Bank, N.A., and/or Morgan Stanley Private Bank, National Association, affiliates of Morgan Stanley Smith Barney LLC, or (2) Citibank, N.A., each a national bank and FDIC member.

	Percentage of Assets %	Total Cost	Market Value	Unrealized Gain/(Loss)	Estimated Annual Income Accrued Interest	Yield %
TOTAL MARKET VALUE	100.0%	\$0.00	\$906,653.57		\$91.00 \$0.00	0.01%

TOTAL VALUE (includes accrued interest)

\$906,653.57

Unrealized Gain/(Loss) totals only reflect positions that have cost basis and/or market value information available. Cash, MMF, Deposits and positions stating 'Please Provide' are not included.



Account Detail

Active Assets Account  
876-018483-380

ROSEMONT SENECA BOHAI, LLC  
C/O DEVON ARCHER

ACTIVITY

CASH FLOW ACTIVITY BY DATE

Transaction Settlement							
Date	Date	Activity Type	Description	Comments	Quantity	Price	Credits/(Debits)
5/5	5/5	Online Transfer	FUNDS TRANSFERRED	CONFIRMATION # 19292378 TO 876-018475			\$(50,000.00)
5/13	5/13	Funds Transferred	WIRED FUNDS SENT	BENE: AMERICAN WELL CORPORATIO ACCT: XXXXXXXX1545			(50,040.00)
5/15	5/15	Funds Received	WIRED FUNDS RECEIVED	AS PRIVATBANK BURISMA HOLDINGS LIMITED			83,333.33
5/15	5/15	Funds Received	WIRED FUNDS RECEIVED	AS PRIVATBANK BURISMA HOLDINGS LIMITED			83,333.33
5/20	5/20	Automated Payment	AMEX EPayment ACH PMT	AUTOMATIC BILL PAYMENT			(11,022.26)
5/20	5/20	Funds Transferred	WIRED FUNDS SENT	BENE: DEVON ARCHER ACCT: XXXXX2636			(99,000.00)
5/21	5/21	Automated Payment	Maritime Sea Ins Insurance	AUTOMATIC BILL PAYMENT			(1,139.00)
5/22	5/22	Funds Transferred	WIRED FUNDS SENT	BENE: DEVON ARCHER ACCT: XXXX3683			(200,000.00)
5/29	5/29	Interest Income	MORGAN STANLEY BANK N.A. (Period 04/30-05/29)				13.21
5/29	5/29	Interest Income	MORGAN STANLEY PRIVATE BANK NA (Period 04/30-05/29)				3.82
<b>NET CREDITS/(DEBITS)</b>							<b>\$(244,517.57)</b>

DEBIT CARD & CHECKING ACTIVITY

AUTOMATED PAYMENTS

Bill pay and other electronic activity, which may include checks you wrote that were processed by Automated Clearing House processing.

Date of Payment	Date Paid	Activity Type	Payee	Credits/(Debits)
5/20	5/20	Automated Payment	AMEX EPayment ACH PMT	\$(11,022.26)
5/21	5/21	Automated Payment	Maritime Sea Ins Insurance	(1,139.00)
<b>TOTAL AUTOMATED PAYMENTS</b>				<b>\$(12,161.26)</b>

MONEY MARKET FUND (MMF) AND BANK DEPOSIT PROGRAM ACTIVITY

Date	Activity Type	Description	Credits/(Debits)
5/6	Automatic Redemption	BANK DEPOSIT PROGRAM	\$(50,000.00)



Account Detail

Active Assets Account  
876-018483-380

ROSEMONT SENECA BOHAI, LLC  
C/O DEVON ARCHER

**MONEY MARKET FUND (MMF) AND BANK DEPOSIT PROGRAM ACTIVITY (CONTINUED)**

Date	Activity Type	Description	Credits/(Debits)
5/14	Automatic Redemption	BANK DEPOSIT PROGRAM	(50,040.00)
5/16	Automatic Investment	BANK DEPOSIT PROGRAM	166,666.66
5/20	Automatic Redemption	BANK DEPOSIT PROGRAM	(11,022.26)
5/21	Automatic Redemption	BANK DEPOSIT PROGRAM	(100,139.00)
5/23	Automatic Redemption	BANK DEPOSIT PROGRAM	(200,000.00)
5/29	Automatic Investment	BANK DEPOSIT PROGRAM	13.21
5/29	Automatic Investment	BANK DEPOSIT PROGRAM	3.82
<b>NET ACTIVITY FOR PERIOD</b>			<b>\$(244,517.57)</b>

**COPIES OF THIS STATEMENT HAVE ALSO BEEN SENT TO:**

LOUIS PLUNG AND COMPANY, LLP



## Standard Disclosures

The following Disclosures are applicable to the enclosed statement(s). Expanded Disclosures are attached to your most recent June and December statement (or your first Statement if you have not received a statement for those months). The Expanded Disclosures are also available by selecting Account Documents when you log on to [www.morganstanley.com/online](http://www.morganstanley.com/online) or, call 800-869-3326.

### Questions?

Questions regarding your account may be directed to your Financial Advisor or the Branch Manager for the branch office where you maintain your account. If you require further assistance, call Client Service at (800) 869-3326 or for account-related concerns call our Client Advocate at (866) 227-2256.

### Errors and Inquiries

It is your responsibility to review your statement promptly and to seek immediate clarification about entries that you do not understand or believe were made in error by contacting the Branch Manager of the office where you maintain your account. Oral communications regarding any inaccuracy or discrepancy in this statement should be re-confirmed in writing to further protect your rights, including rights under the Securities Investor Protection Act (SIPA). Except as provided in your account documentation, your statement will be deemed correct unless we receive your written inquiry of a suspected error within 10 calendar days from the day you received your statement. See your account documentation for special rules regarding your rights and responsibilities with respect to erroneous electronic fund transfers, including a description of the transfers covered.

### Availability of Free Credit Balances and Financial Statements

Under the customer protection rules of the SEC [17 CFR §240.15c3-2 & -3], we may use funds comprising free credit balances carried for customer accounts here, provided that these funds are payable to customers on demand (i.e., are free of a lien or right of set-off in our favor or on behalf of some third party to whom you have given control). A financial statement of this organization is available for your personal inspection at its offices, or a copy will be mailed to you upon your written request.

### Listed Options

Information with respect to commissions and other charges related to the execution of options transactions has been included in confirmations of such transactions previously furnished to you and such information will be made available to you promptly at your request. Promptly advise us of any material change in your investment objectives or financial situation.

**Margin Privileges** (not available for certain accounts such as IRAs or retirement accounts)

If you have margin privileges, you may borrow money from us in

exchange for pledging assets in your accounts as collateral for any outstanding margin loan. The amount you may borrow is based on the value of the eligible securities in your margin accounts. If a security has eligible shares, the number of shares pledged as collateral will be indicated below the position.

### Margin Interest Charges

We calculate interest charges on margin loans as follows: (1) Multiply the applicable margin interest rate by the daily close of business net settled debit balance, and (2) Divide by 360 (days). Margin interest accrues daily throughout the month and is added to your debit balance at month-end. The month-end interest charge is the sum of the daily accrued interest calculations for the month. We add the accrued interest to your debit balance and start a new calculation each time the applicable interest rate changes and at the close of every statement month. For current margin loan interest rates, go to [www.morganstanley.com/online/MIRates](http://www.morganstanley.com/online/MIRates)

### Information regarding Special Memorandum Account

If you have a Margin Account, this is a combined statement of your Margin Account and Special Memorandum Account maintained for you under Section 220.6 of Regulation T issued by the Board of Governors of the Federal Reserve System. The permanent record of the Special Memorandum Account as required by Regulation T is available for your inspection at your request.

### Structured Products

Structured Products are complex products and may be subject to special risks. Investors should consider the concentration risk of owning the related security and their total exposure to any underlying asset. Structured Products may not perform in a manner consistent with the statement product category where they appear and therefore may not satisfy portfolio asset allocation needs for that category.

### Important Information About Auction Rate Securities

Due to market conditions, certain Auction Rate Securities are experiencing no or limited liquidity. Therefore, the price(s) for any Auction Rate Securities shown on this statement may not reflect the price(s) you would receive upon a sale at auction or in a secondary market transaction, and are not an indication of any offer to purchase at such price.

### Security Measures

This statement features several embedded security elements to safeguard its authenticity. One is a unique security mark--a blue rectangle printed in heat-sensitive ink on the back side of every page. When exposed to warmth, the blue rectangle will disappear, and then reappear.

### SIPC Protection

Morgan Stanley Smith Barney LLC is a member of SIPC, which protects

securities of its customers up to \$500,000 (including \$250,000 for claims for cash). An explanatory brochure is available upon request or at [www.sipc.org](http://www.sipc.org). Losses due to market fluctuation are not protected by SIPC and assets not held at Morgan Stanley Smith Barney LLC may not be covered by SIPC protection. To obtain information about SIPC, including the SIPC Brochure, contact SIPC at 1-202-371-8300 or visit [www.sipc.org](http://www.sipc.org).

### Transaction Dates and Transaction Conditions

Upon written request, we will furnish the date and time of a transaction and the name of the other party to a transaction. We and/or our affiliates may accept benefits that constitute payment for order flow. Details regarding these benefits and the source and amount of any other remuneration received or to be received by us in connection with any transaction will be furnished upon written request.

### Equity Research Ratings Definitions and Consulting Group Investment Advisory Statuses


Some equity securities may have research ratings from Morgan Stanley & Co. LLC or Standard & Poor's. Research ratings are the research providers' opinions and not representations or guarantees of performance. For more information about each research providers' rating systems, see the expanded disclosures on your quarter-end statement, go to [www.morganstanley.com/online](http://www.morganstanley.com/online) or refer to the research provider's research report. Research reports contain more complete information concerning the analyst's views and you should read the entire research report and not infer its contents from the rating alone. If your account contains an advisory component or is an advisory account, CG IAR statuses apply.

### Credit Ratings from Moody's Investors Service and Standard & Poor's

The credit rating from Moody's Investors Service and Standard & Poor's may be shown for certain securities. All credit ratings represent the opinions of the provider and are not representations or guarantees of performance. Your Financial Advisor will be pleased to provide you with further information or assistance in interpreting these credit ratings.

Revised 3/2014





**This page intentionally left blank**



**CLIENT STATEMENT** | For the Period June 1-30, 2014

**STATEMENT FOR:**

ROSEMONT SENECA BOHAI, LLC  
C/O DEVON ARCHER

**TOTAL VALUE OF YOUR ACCOUNT** (as of 6/30/14)

**\$928,801.62**

*Includes Accrued Interest*

*Morgan Stanley Private Wealth Management, a division of Morgan Stanley Smith Barney LLC.  
Member SIPC.*

**Your Private Wealth Advisor Team**

SCHATZ/MOYE/MARKEY/FINNEG  
212-296-6000

**Your Branch**

522 FIFTH AVENUE  
NEW YORK, NY 10036  
Telephone: 212-296-6000; Alt. Phone: 800-419-2861; Fax: 212-296-6320

#BWNJGWM

ROSEMONT SENECA BOHAI, LLC  
C/O DEVON ARCHER  
152 W 57TH ST  
47TH FL  
NEW YORK NY 10019-3480

**Client Service Center** (24 Hours a Day; 7 Days a Week) : 800-668-8168  
+1 801-617-9179 (Int'l Collect)

**Access Your Account Online:** [www.morganstanley.com/PWM](http://www.morganstanley.com/PWM)

876 - 018483 - 380 - 1 - 0



## Account Summary

Active Assets Account  
876-018483-380

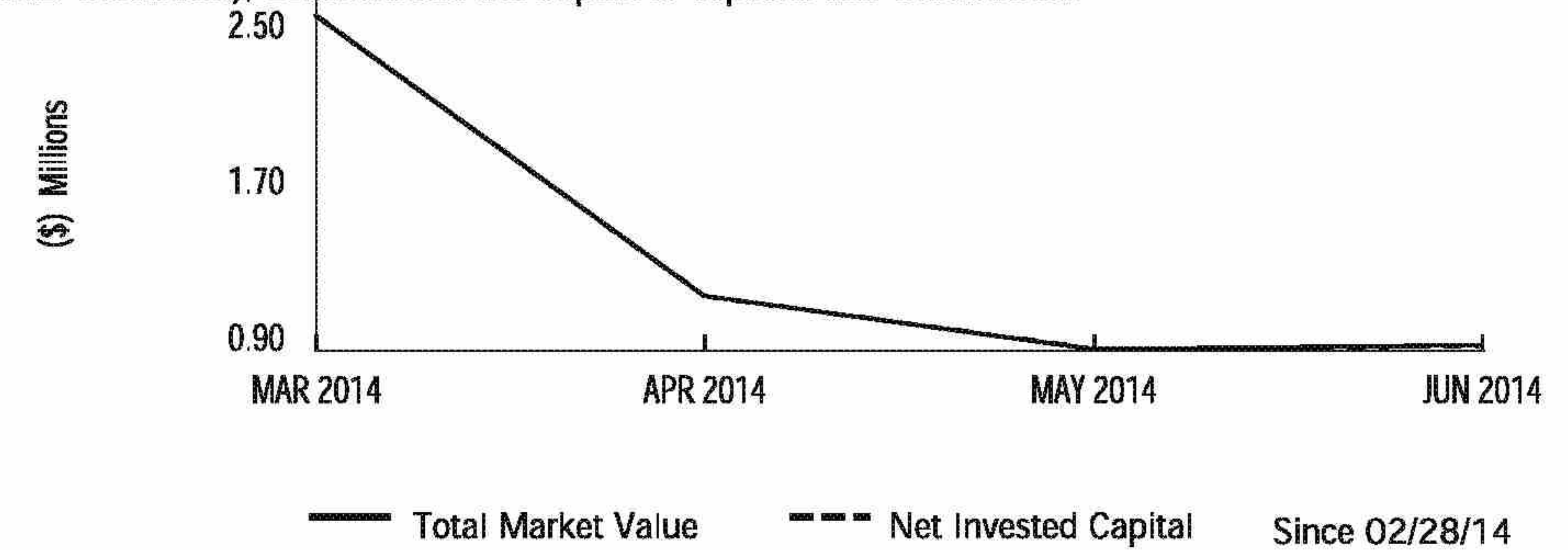
ROSEMONT SENECA BOHAI, LLC  
C/O DEVON ARCHER

### CHANGE IN VALUE OF YOUR ACCOUNTS (includes accrued interest)

	This Period (6/1/14-6/30/14)	This Year (1/1/14-6/30/14)
<b>TOTAL BEGINNING VALUE</b>	<b>\$906,653.57</b>	—
Credits	227,621.20	3,095,907.01
Debits	(205,480.15)	(2,167,162.50)
Security Transfers	—	—
<b>Net Credits/Debits/Transfers</b>	<b>\$22,141.05</b>	<b>\$928,744.51</b>
<b>Change in Value</b>	<b>7.00</b>	<b>57.11</b>
<b>TOTAL ENDING VALUE</b>	<b>\$928,801.62</b>	<b>\$928,801.62</b>

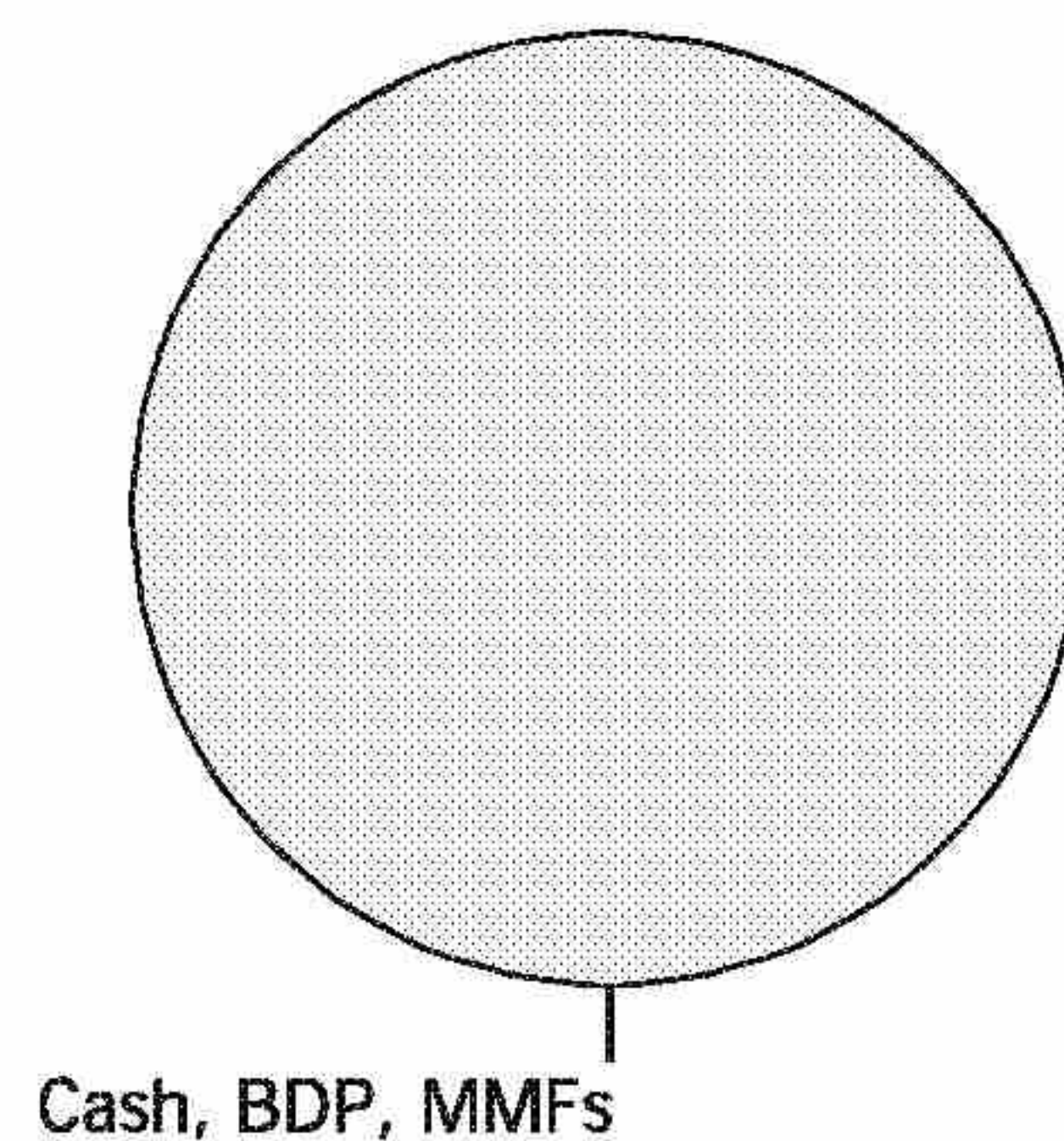
### CHANGE IN VALUE OVER TIME

The display of market value (total account value) and net invested capital (total amount invested minus total withdrawn), demonstrates the impact of deposits and withdrawals.



*This graph does not reflect corrections to Net Invested Capital or Market Value made subsequent to the dates depicted. It may also exclude transactions in Annuities or where we are not the custodian, which could delay the reporting of Market Value or affect the Net Invested Capital.*

### ALLOCATION OF HOLDINGS



	Market Value	Percentage %
Cash, BDP, MMFs*	\$928,801.62	100.0
<b>TOTAL VALUE</b>	<b>\$928,801.62</b>	<b>100.0%</b>

*This allocation represents holdings on a trade date basis, and projected settled Cash/BDP and MMF balances. These classifications are not intended to serve as a suitability analysis. \* FDIC rules apply and Bank Deposits are eligible for FDIC insurance but are not covered by SIPC. Cash and securities (including MMFs) are eligible for SIPC coverage. See Expanded Disclosures.*



Account Summary

Active Assets Account  
876-018483-380

ROSEMONT SENECA BOHAI, LLC  
C/O DEVON ARCHER

BALANCE SHEET (^ includes accrued interest)

	Last Period (as of 5/31/14)	This Period (as of 6/30/14)
Cash, BDP, MMFs	\$906,653.57	\$928,801.62
<b>Total Assets</b>	<b>\$906,653.57</b>	<b>\$928,801.62</b>
<b>Total Liabilities</b> (outstanding balance)	—	—
<b>TOTAL VALUE</b>	<b>\$906,653.57</b>	<b>\$928,801.62</b>

CASH FLOW

	This Period (6/1/14-6/30/14)	This Year (1/1/14-6/30/14)
<b>OPENING CASH, BDP, MMFs</b>	<b>\$906,653.57</b>	—
Income	7.00	57.11
<b>Total Investment Related Activity</b>	<b>\$7.00</b>	<b>\$57.11</b>
Electronic Transfers-Credits	227,621.20	3,095,907.01
Electronic Transfers-Debits	(161,000.00)	(2,052,340.00)
<b>Total Cash Related Activity</b>	<b>\$66,621.20</b>	<b>\$1,043,567.01</b>
Checks Written	(3,499.00)	(43,499.00)
Automated Payments	(40,981.15)	(71,323.50)
<b>Total Card/Check Activity</b>	<b>\$(44,480.15)</b>	<b>\$(114,822.50)</b>
<b>CLOSING CASH, BDP, MMFs</b>	<b>\$928,801.62</b>	<b>\$928,801.62</b>

INCOME SUMMARY

	This Period (6/1/14-6/30/14)	This Year (1/1/14-6/30/14)
Interest	\$7.00	\$57.11
<b>Total Taxable Income</b>	<b>\$7.00</b>	<b>\$57.11</b>
<b>Total Tax-Exempt Income</b>	—	—
<b>TOTAL INCOME</b>	<b>\$7.00</b>	<b>\$57.11</b>

Taxable and tax exempt income classifications are based on the characteristics of the underlying securities and not the taxable status of the account.

GAIN/(LOSS) SUMMARY

	Realized This Period (6/1/14-6/30/14)	Realized This Year (1/1/14-6/30/14)	Unrealized Inception to Date (as of 6/30/14)
<b>TOTAL GAIN/(LOSS)</b>	—	—	—

Gain/(Loss) Summary information is provided for informational purposes only and should not be used for tax preparation. This information may change due to basis adjustments. Refer to the Gain/(Loss) Information in the Expanded Disclosures for additional information.



Account Detail

Active Assets Account  
876-018483-380

ROSEMONT SENECA BOHAI, LLC  
C/O DEVON ARCHER

Investment Objectives†: Capital Appreciation, Aggressive Income

Brokerage Account

† See the Expanded Disclosures for more information about investment objectives. Please review for accuracy and inform us if your investment objectives change.

HOLDINGS

This section reflects positions purchased/sold on a trade date basis, and includes positions purchased and omits positions sold in the current month. "Market Value" and "Unrealized Gain/(Loss)" are representative values as of the last business day of the statement period and may not reflect the value that could be obtained in the market. Fixed Income securities are sorted by maturity or pre-refunding date, and alphabetically within date. Estimated Annual Income (EAI) is calculated on a pre-tax basis and does not include any reduction for applicable non-US withholding taxes, if any. EAI for certain securities may include return of principal or capital gains which could overstate such estimates. For securities that have a defined maturity date within the next 12 months, EAI is reflected only through maturity date. Actual income or yield may be lower or higher than the estimates. Estimated yield reflects only the income generated by an investment, and does not reflect changes in its price. Structured products, identified in the Security Description column, appear in various statement product categories. Accrued interest, annual income and yield for structured products with a contingent income feature (such as Range Accrual Notes or Contingent Income Notes) are estimates and assume specified accrual conditions are met during the relevant period and payment in full of all contingent interest. For Floating Rate Securities, the accrued interest, annual income and yield are estimates based on the current floating coupon rate and may not reflect historic rates within the accrual period. New Treasury regulations require that we report on Form 1099-B, after the close of the tax year, your adjusted cost basis on the sale of covered securities acquired on or after January 1, 2011, and classify the gain or loss as either long-term or short-term. These regulations also require that we make basis adjustments on covered securities due to wash sales, certain corporate actions and transfers by gift or inheritance, which will be reflected on your Form 1099-B. Cost basis is reflected on statements for informational purposes and should not be used in the preparation of your income tax returns. Refer to the Expanded Disclosures for additional information.

CASH, BANK DEPOSIT PROGRAM AND MONEY MARKET FUNDS

Cash, Bank Deposit Program, and Money Market Funds are generally displayed on a settlement date basis. You have the right to instruct us to liquidate your bank deposit balance(s) or shares of any money market fund balance(s) at any time and have the proceeds of such liquidation remitted to you. Estimated Annual Income, Accrued Interest, and APY% will only be displayed for fully settled positions.

Description	Value	Estimated Annual Income	7-Day Current Yield %	Annual Percentage Yield %
MORGAN STANLEY BANK N.A. #	\$683,801.62	\$68.00	—	0.010
MORGAN STANLEY PRIVATE BANK NA #	245,000.00	25.00	—	0.010

	Percentage of Assets %	Market Value	Estimated Annual Income Accrued Interest
CASH, BDP, AND MMFs	100.0%	\$928,801.62	\$93.00 \$0.00

# Bank Deposits are held at either: (1) Morgan Stanley Bank, N.A., and/or Morgan Stanley Private Bank, National Association, affiliates of Morgan Stanley Smith Barney LLC, or (2) Citibank, N.A., each a national bank and FDIC member.

	Percentage of Assets %	Total Cost	Market Value	Unrealized Gain/(Loss)	Estimated Annual Income Accrued Interest	Yield %
TOTAL MARKET VALUE	100.0%	\$0.00	\$928,801.62		\$93.00 \$0.00	0.01%

TOTAL VALUE (includes accrued interest)

\$928,801.62

Unrealized Gain/(Loss) totals only reflect positions that have cost basis and/or market value information available. Cash, MMF, Deposits and positions stating 'Please Provide' are not included.



Account Detail

Active Assets Account  
876-018483-380

ROSEMONT SENECA BOHAI, LLC  
C/O DEVON ARCHER

ACTIVITY

CASH FLOW ACTIVITY BY DATE

Transaction Settlement							
Date	Date	Activity Type	Description	Comments	Quantity	Price	Credits/(Debits)
6/2	6/2	Online Transfer	FUNDS TRANSFERRED	CONFIRMATION # 19961898 TO 876-018475			\$(6,000.00)
6/5	6/5	Funds Transferred	WIRED FUNDS SENT	BENE: ROBERT BIDEN ACCT: XXXXX0876			(15,000.00)
6/6	6/6	Automated Payment	BankoftheWest BOWLOANPAY	AUTOMATIC BILL PAYMENT			(1,335.48)
6/9	6/9	Funds Transferred	WIRED FUNDS SENT	BENE: MECUM AUCTION INC ACCT: XXXXX3448			(105,000.00)
6/10	6/16	Check	THE WOLFF LAW FIRM	Check # 1028			(3,499.00)
6/13	6/13	Funds Transferred	WIRED FUNDS SENT	BENE: ROBERT BIDEN ACCT: XXXXX0876			(10,000.00)
6/17	6/17	Funds Received	WIRED FUNDS RECEIVED	AS PRIVATBANK BURISMA HOLDINGS LIMITED			83,333.33
6/17	6/17	Funds Received	WIRED FUNDS RECEIVED	AS PRIVATBANK BURISMA HOLDINGS LIMITED			83,333.33
6/18	6/18	Funds Received	WIRED FUNDS RECEIVED	AS PRIVATBANK BURISMA HOLDINGS LIMITED			60,954.54
6/20	6/20	Automated Payment	AMEX EPayment ACH PMT	AUTOMATIC BILL PAYMENT			(39,645.67)
6/23	6/23	Funds Transferred	WIRED FUNDS SENT	BENE: ROBERT BIDEN ACCT: XXXXX0876			(25,000.00)
6/27	6/27	Interest Income	MORGAN STANLEY BANK N.A. (Period 05/30-06/27)				5.05
6/27	6/27	Interest Income	MORGAN STANLEY PRIVATE BANK NA (Period 05/30-06/27)				1.95
<b>NET CREDITS/(DEBITS)</b>							<b>\$22,148.05</b>

DEBIT CARD & CHECKING ACTIVITY

CHECKS WRITTEN

Date Written	Date Paid	Check Number	Activity Type	Payee	Expense Category	Credits/(Debits)
6/10	6/16	1028	Check	THE WOLFF LAW FIRM		\$(3,499.00)
<b>TOTAL CHECKS WRITTEN</b>						<b>\$(3,499.00)</b>



## Account Detail

Active Assets Account  
876-018483-380ROSEMONT SENECA BOHAI, LLC  
C/O DEVON ARCHER

## DEBIT CARD &amp; CHECKING ACTIVITY

## AUTOMATED PAYMENTS

*Bill pay and other electronic activity, which may include checks you wrote that were processed by Automated Clearing House processing.*

Date of Payment	Date Paid	Activity Type	Payee	Credits/(Debits)
6/6	6/6	Automated Payment	BankoftheWest BOWLOANPAY	\$(1,335.48)
6/20	6/20	Automated Payment	AMEX EPayment ACH PMT	(39,645.67)
<b>TOTAL AUTOMATED PAYMENTS</b>				<b>\$(40,981.15)</b>

## MONEY MARKET FUND (MMF) AND BANK DEPOSIT PROGRAM ACTIVITY

Date	Activity Type	Description	Credits/(Debits)
6/3	Automatic Redemption	BANK DEPOSIT PROGRAM	\$(6,000.00)
6/6	Automatic Redemption	BANK DEPOSIT PROGRAM	(16,335.48)
6/10	Automatic Redemption	BANK DEPOSIT PROGRAM	(105,000.00)
6/16	Automatic Redemption	BANK DEPOSIT PROGRAM	(13,499.00)
6/18	Automatic Investment	BANK DEPOSIT PROGRAM	166,666.66
6/19	Automatic Investment	BANK DEPOSIT PROGRAM	60,954.54
6/20	Automatic Redemption	BANK DEPOSIT PROGRAM	(39,645.67)
6/24	Automatic Redemption	BANK DEPOSIT PROGRAM	(25,000.00)
6/27	Automatic Investment	BANK DEPOSIT PROGRAM	5.05
6/27	Automatic Investment	BANK DEPOSIT PROGRAM	1.95
<b>NET ACTIVITY FOR PERIOD</b>			<b>\$22,148.05</b>

## COPIES OF THIS STATEMENT HAVE ALSO BEEN SENT TO:

LOUIS PLUNG AND COMPANY, LLP

## MESSAGES

**Important Information Regarding the Bank Deposit Program**

The Bank Deposit Program ("BDP") currently credits interest on the second to last business day of the month. Beginning in September 2014, interest will be credited on the last business day of the month. There will be no change to your current eligible credited interest rate or any of the other terms and conditions of the program. For more information regarding BDP, please refer to the BDP disclosure document at: [www.morganstanley.com/wealth/services/pdfs/BDP\\_disclosure.pdf](http://www.morganstanley.com/wealth/services/pdfs/BDP_disclosure.pdf)

**Sign up for eDelivery of your Statements Today**

Would you like to receive your Statements and other documents faster, more securely and with the added benefit of reducing paper mail? Simply visit [www.morganstanley.com/edelivery](http://www.morganstanley.com/edelivery) to set your eDelivery preferences today. Please note, if you have not already, you will first need to register for Morgan Stanley Online to make your eDelivery selections.



## Expanded Disclosures

Expanded Disclosures, which apply to all statements Morgan Stanley Smith Barney LLC (we/us) sends to you, are provided with your first statement and thereafter twice a year.

### Questions?

Questions regarding your account may be directed to either your Financial Advisor or the Branch Manager for the branch office where you maintain your account. If you require further assistance, call the Client Service Center at (800) 869-3326 or for account-related concerns contact our Client Advocate at (866) 227-2256 or via U.S. mail at P.O. Box 95002, South Jordan, Utah 84095.

### Errors and Inquiries

It is your responsibility to review your statement promptly and to seek immediate clarification about entries that you do not understand or believe were made in error by contacting the Branch Manager of the office where you maintain your account. Oral communications regarding any inaccuracy or discrepancy in this statement should be re-confirmed in writing to further protect your rights, including rights under the Securities Investor Protection Act (SIPA). Your statement will be deemed correct unless we receive a written inquiry of a suspected error. See your account documentation for special rules regarding your rights and responsibilities with respect to erroneous electronic fund transfers, including a description of the transfers covered.

### Account Valuation

Account values are computed by adding (1) the market value of all priced positions and (2) market values provided by pricing services and/or outside custodians, as applicable for other positions, and by adding any credit or subtracting any debit to your closing Cash, Money Market Funds and/or Deposit balance. Cash, Deposits and Money Market Funds are displayed on a settlement date basis, and other positions are displayed in your account on a trade date basis. The values of fixed income positions in summary displays include accrued interest in the totals. In the "Holdings" section, fixed income market value and accrued interest are also displayed in separate columns. Accrued interest is the interest earned but not yet paid on the bond since its last interest payment. In most cases, it is calculated from the date of the last coupon payment (or "dated date") through the closing date of the statement. Foreign Currency Deposits are reflected in U.S. dollars as of the statement end date. The Annual Percentage Yield (APY) for deposits represents the applicable rate in effect for your deposits at the statement ending date. This APY may be different than the APY that was in effect during the statement period. For current Bank Deposit or Money Market Fund yields, go to [www.morganstanleyindividual.com/AccountOptions/ActiveAssets/InvestmentFeatures](http://www.morganstanleyindividual.com/AccountOptions/ActiveAssets/InvestmentFeatures).

### Additional IRA Information

IRA contributions are subject to IRS eligibility rules and regulations. The "Max. Individual Contributions Allowed (by SSN)" reflects the annual limit on contributions that you can make to IRAs (Traditional, Roth, SEP, and SARSEP). The limit applies on a per person basis, not per account. The Contributions information included in this statement pertains to a particular account, without reference to any other IRA. You cannot make an individual contribution to a Traditional IRA for the year in which you reach age 70 1/2 or later. Other special rules may apply; e.g., in conversions or recharacterizations of Traditional to Roth, Roth to Traditional IRAs. Check with your tax advisor to verify how much you can contribute, whether or not the contribution will be tax deductible, and whether other special rules may apply. The categorization of any deductibility is based upon information provided by you and is included for your convenience. Contact your Financial Advisor if this information is incorrect. The account value used for your Required Minimum Distribution calculation is based on your account's prior December 31st Account Value, including accrued interest. This information is not intended to constitute tax, legal or accounting advice.

### Availability of Free Credit Balances and Financial Statements

Under the customer protection rules of the SEC [17 CFR §240.15c3-3], we may use funds comprising free credit balances carried for customer accounts here, provided that these funds are payable to customers on demand (i.e., are free of a lien or right of set-off in our favor or on behalf of some third party to whom you have given control). A financial statement of this organization is available for your personal inspection at its offices, or a copy will be mailed to you upon your written request.

### Gain/(Loss) Information

Gain/(Loss) is provided for informational purposes. It is not a substitute for Internal Revenue Service (IRS) Form 1099 (on which we report cost basis for covered securities) or any other IRS tax form. It is not intended to be, nor should it be used for tax preparation. Unrealized Gain/(Loss) provided on this statement is an estimate. Contact your own independent legal or tax advisor to determine the appropriate use of the Gain/(Loss) information on this statement. For more information, go to [www.morganstanley.com/wealth/disclosures/disclosures.asp](http://www.morganstanley.com/wealth/disclosures/disclosures.asp), or call Client Service Center.

### Tax Reporting

Under Federal Income Tax law, we are required to report the gross proceeds of sales transactions (including entering into short sales) to you on Form 1099-B by February 15 of the year following the calendar year of the transaction for reportable (i.e. non-retirement) accounts. For the sale of certain securities acquired on or after January 1, 2011 we are required to report additional transaction information on Form 1099-B. The information reported on your Form 1099-B for the

calendar year should be exclusively relied upon for the purpose of filing your tax return for the year. Under U.S. Internal Revenue Service regulations, if you have not provided us with a certification of either U.S. or foreign status on an appropriate Form W-9 or W-8, your accounts may be subject to either 28% back-up withholding or 30% nonresident alien withholding, as applicable, on payments made to your accounts.

### Investment Objectives

The following is an explanation of the investment objective alternatives applicable to your account(s): Income - for investors seeking regular income with low to moderate risk to principal; Capital Appreciation - for investors seeking capital appreciation with moderate to high risk to principal; Aggressive Income - for investors seeking higher returns either as growth or as income with greater risk to principal; Speculation - for investors seeking high profits or quick returns with considerable possibility of losing most or all of their investment.

### Listed Options

Information with respect to commissions and other charges related to the execution of options transactions has been included in confirmations of such transactions previously furnished to you and such information will be made available to you promptly at your request. Promptly advise us of any material change in your investment objectives or financial situation.

**Important Information if you are a Margin Customer**(not available for certain accounts such as IRAs or retirement accounts)

If you have margin privileges, you may borrow money from us in exchange for pledging assets in your accounts as collateral. The amount you may borrow is based on the value of eligible securities in your margin accounts. If a security has eligible shares the number of shares pledged as collateral is indicated below the position. If you have a margin account, as permitted by law, we may use certain securities in your account for, among other things, settling short sales or lending the securities for short sales, for which we may receive compensation.

### Margin Interest Charges

We calculate interest charges on margin loans as follows: (1) multiply the applicable margin interest rate by the daily close of business net settled debit balance, and (2) divide by 360 (days). Margin interest accrues daily throughout the month and is added to your debit balance at month-end. The month-end interest charge is the sum of the daily accrued interest calculations for the month. We add the accrued interest to your debit balance and start a new calculation each time the applicable interest rate changes and at the close of every statement month. For current margin loan interest rates, go to [www.morganstanley.com/online/MIRates](http://www.morganstanley.com/online/MIRates).

### Information regarding Special Memorandum Account

CONTINUED



## Expanded Disclosures (CONTINUED)

If you have a Margin Account, this is a combined statement of your Margin Account and Special Memorandum Account maintained for you under Section 220.5 of Regulation T issued by the Board of Governors of the Federal Reserve System. The permanent record of the Special Memorandum Account as required by Regulation T is available for your inspection at your request.

**Money Market Fund (MMF) Pricing**

An investment in a MMF is neither insured nor guaranteed by the Federal Deposit Insurance Corporation (FDIC) or any other government agency. Although MMFs seek to preserve the value of your investment at \$1.00 per share, there can be no assurance that will occur and it is possible to lose money should the fund value per share fall. In some circumstances MMFs may cease operations when the value of a fund drops below \$1.00 per share. In that event, the fund's holdings would be liquidated and distributed to the fund's shareholders. This process could take up to one month or more. During that time, these funds would not be available to you to support purchases, withdrawals, and if applicable, check writing or ATM debits from your account.

**Notice Regarding Investment Advisor Research**

Morgan Stanley's Consulting Group Investment Advisor Research conducts research on various mutual funds and exchange-traded funds for clients holding those funds in certain investment advisory programs. If you have invested in any of these funds in another type of account, such as a brokerage account, you will not receive the same research materials and status updates on the funds as we provide to investment advisory clients (including instructions on selling fund shares).

**Pricing of Securities**

The prices of securities are derived from various sources, and do not necessarily represent the prices at which those securities could have been bought or sold. Although we attempt to use reliable sources of information, we can offer no assurance as to their accuracy. Prices of securities not actively traded may not be available, and are indicated by N/A (not available). For additional information on how we price securities, go to

[www.morganstanley.com/wealth/disclosures/disclosures.asp](http://www.morganstanley.com/wealth/disclosures/disclosures.asp).

**Important Information About Auction Rate Securities**

For certain Auction Rate Securities there is no or limited liquidity. Therefore, the price(s) for any Auction Rate Securities shown may not reflect the price(s) you would receive upon a sale at auction or in a secondary market transaction, and is not an indication of any offer to purchase at such price. There can be no assurance that a successful auction will occur or that a secondary market exists or will develop for a particular security. The prices of any Auction Rate Securities in most cases reflect par value, but may be derived from various sources. These prices may differ from: prices provided to us or our affiliates by outside

pricing services; our affiliates' own internal bookkeeping valuations; prices of transactions executed in any secondary market that exists or may develop; and/or the prices at which issuer repurchases or redemptions may occur.

**Special Considerations Regarding Structured Investments**

Structured Investments are complex products and may be subject to special risks, which may include, but are not limited to: loss of initial investment; issuer credit risk and price volatility resulting from any actual or anticipated changes to issuer's and/or guarantor's credit ratings or credit spreads; limited or no appreciation and limits on participation in any appreciation of underlying asset(s); risks associated with the underlying reference asset(s); no periodic payments; call prior to maturity; early redemption fees for market linked deposits; lower interest rates and/or yield compared to conventional debt with comparable maturity; unique tax implications; limited or no secondary market; and conflicts of interest due to affiliation, compensation or other factors which could adversely affect market value or payout to investors. Investors also should consider the concentration risk of owning the related security and their total exposure to any underlying asset. Structured Investments may not perform in a manner consistent with the statement product category where they appear and therefore may not satisfy portfolio asset allocation needs for that category. Accrued interest, estimated annual income and estimated yield for Structured Investments with a contingent income feature, including Range Accrual Notes and Contingent Income Notes, assume optimal performance of the underlying asset(s) and payment in full of all contingent interest. However, contingent interest is only paid if the specified accrual conditions are met during the relevant observation period. Actual accrued interest, annual income and yield will be dependent upon the performance of the underlying asset(s) and may be significantly lower than the estimates shown. For more information about the risks specific to your Structured Investments, you should contact your Financial Advisor.

**Security Measures**

This statement features several embedded security elements to safeguard its authenticity. One is a unique security mark--a blue rectangle printed in heat-sensitive ink on the back side of every page. When exposed to warmth, the blue rectangle will disappear, and then reappear.

**SIPC Protection**

We are a member of Securities Investor Protection Corporation (SIPC), which protects securities of its customers up to \$500,000 (including \$250,000 for claims for cash). An explanatory brochure is available upon request or at [www.sipc.org](http://www.sipc.org). Losses due to market fluctuation are not protected by SIPC and assets not held with us may not be covered

by SIPC protection. To obtain information about SIPC, including an explanatory SIPC brochure, contact SIPC at 1-202-371-8300 or visit [www.sipc.org](http://www.sipc.org).

**Certain Assets Not Held at Morgan Stanley Smith Barney LLC**

You may purchase certain assets through us that may be held at another financial institution. Assets not held with us may not be covered by SIPC protection. We may include information about certain of these assets on this statement solely as a service to you and are not responsible for any information provided by external sources. Generally, any financial institution that holds securities is responsible for year-end reporting (1099s) and separate periodic statements, which may vary from our information due to different tax reporting periods. In the case of networked mutual funds, we perform all year-end tax reporting. Under certain circumstances, such as IRA accounts, we perform all tax reporting.

**Total Income**

Total income, as used in the income summaries, represents dividends and/or interest on securities we receive on your behalf and credit to your account(s) during the calendar year. We report dividend distributions and taxable bond interest credited to your account to the Internal Revenue Service. The totals we report may differ from those indicated as "This Year" figures on the last statement for the calendar year. In the case of Real Estate Investment Trusts (REITs), Master Limited Partnerships, Regulated Investment Companies and Unit Investment Trusts, some sponsors may reclassify the distribution to a different tax type for year-end reporting.

**Transaction Dates and Conditions**

Transactions display trade date and settlement date. Transactions are included on this statement on trade date basis (excluding BDP and MMFs). Trades that have not settled as of statement month end will also be displayed in the "Unsettled Purchases/Sales Activity" section. Upon written request, we will give you the date and time of a transaction and the name of the other party to a transaction. We and/or our affiliates may accept benefits that constitute payment for order flow. Details regarding these benefits and the source and amount of any other remuneration received or to be received by us in connection with any transaction will be furnished upon written request.

**U.S. Treasury Circular 230 Disclosure**

We do not render advice on tax and tax accounting matters to clients. The information provided herein was not intended or written to be used, and it cannot be used, by any taxpayer, for the purpose of avoiding penalties that may be imposed on the taxpayer under US federal tax laws.

Revised 06/2014



**CLIENT STATEMENT** | For the Period July 1-31, 2014

**STATEMENT FOR:**  
ROSEMONT SENECA BOHAI, LLC  
C/O DEVON ARCHER

**TOTAL VALUE OF YOUR ACCOUNT** (as of 7/31/14)  
*Includes Accrued Interest*

**\$882,357.71**

*Morgan Stanley Private Wealth Management, a division of Morgan Stanley Smith Barney LLC.  
Member SIPC.*

**Your Private Wealth Advisor Team**  
SCHATZ/MOYE/MARKEY/FINNEG  
212-296-6000

**Your Branch**  
522 FIFTH AVENUE  
NEW YORK, NY 10036  
Telephone: 212-296-6000; Alt. Phone: 800-419-2861; Fax: 212-296-6320

#BWNJGWM

ROSEMONT SENECA BOHAI, LLC  
C/O DEVON ARCHER  
152 W 57TH ST  
47TH FL  
NEW YORK NY 10019-3480

**Client Service Center** (24 Hours a Day; 7 Days a Week) : 800-668-8168  
+1 801-617-9179 (Int'l Collect)

**Access Your Account Online:** [www.morganstanley.com/PWM](http://www.morganstanley.com/PWM)

876 - 018483 - 380 - 1 - 0



Account Summary

Active Assets Account  
876-018483-380

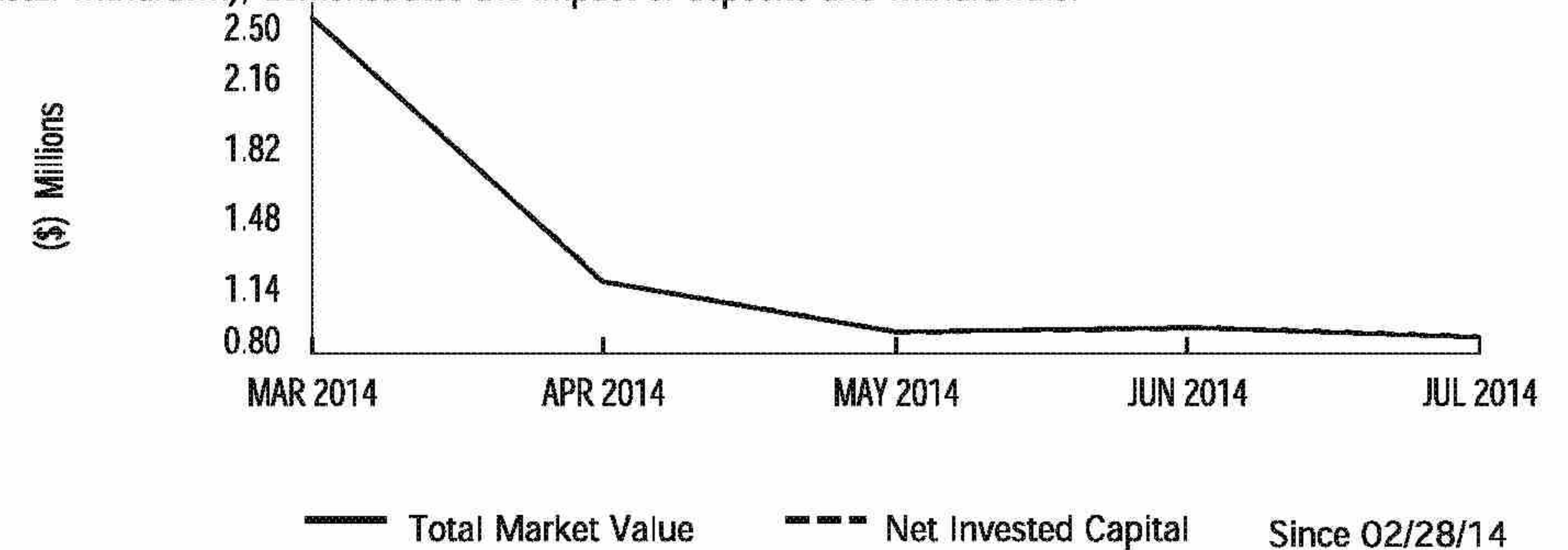
ROSEMONT SENECA BOHAI, LLC  
C/O DEVON ARCHER

CHANGE IN VALUE OF YOUR ACCOUNTS (includes accrued interest)

	This Period (7/1/14-7/31/14)	This Year (1/1/14-7/31/14)
<b>TOTAL BEGINNING VALUE</b>	<b>\$928,801.62</b>	—
Credits	166,667.07	3,262,574.08
Debits	(213,119.25)	(2,380,281.75)
Security Transfers	—	—
<b>Net Credits/Debits/Transfers</b>	<b>\$(46,452.18)</b>	<b>\$882,292.33</b>
<b>Change in Value</b>	<b>8.27</b>	<b>65.38</b>
<b>TOTAL ENDING VALUE</b>	<b>\$882,357.71</b>	<b>\$882,357.71</b>

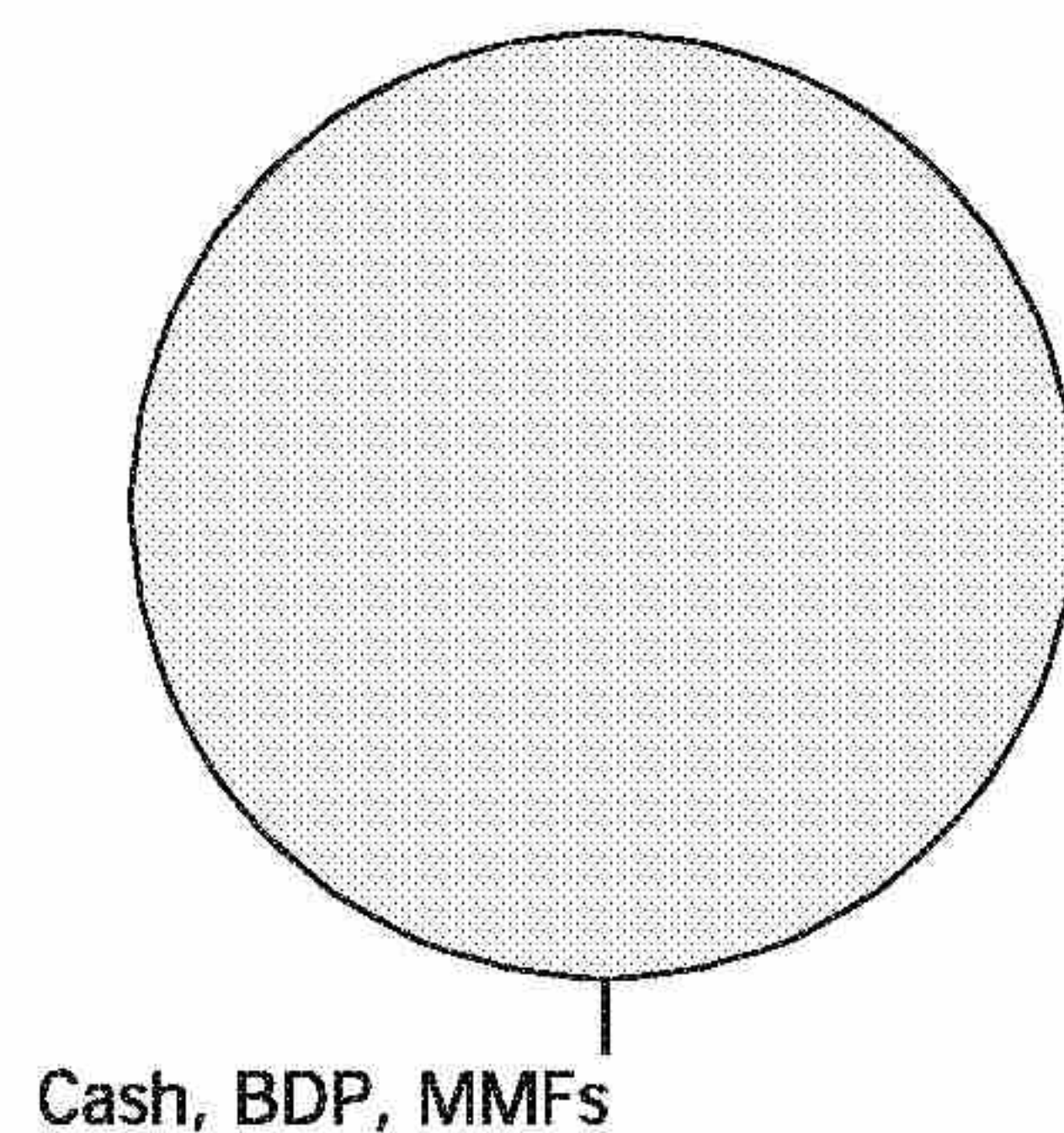
CHANGE IN VALUE OVER TIME

The display of market value (total account value) and net invested capital (total amount invested minus total withdrawn), demonstrates the impact of deposits and withdrawals.



This graph does not reflect corrections to Net Invested Capital or Market Value made subsequent to the dates depicted. It may exclude transactions in Annuities or positions where we are not the custodian, which could delay the reporting of Market Value or affect the Net Invested Capital.

ALLOCATION OF HOLDINGS



	Market Value	Percentage %
Cash, BDP, MMFs*	\$882,357.71	100.0
<b>TOTAL VALUE</b>	<b>\$882,357.71</b>	<b>100.0%</b>

This allocation represents holdings on a trade date basis, and projected settled Cash/BDP and MMF balances. These classifications are not intended to serve as a suitability analysis. \* FDIC rules apply and Bank Deposits are eligible for FDIC insurance but are not covered by SIPC. Cash and securities (including MMFs) are eligible for SIPC coverage. See Expanded Disclosures.



Account Summary

Active Assets Account  
876-018483-380

ROSEMONT SENECA BOHAI, LLC  
C/O DEVON ARCHER

BALANCE SHEET (^ includes accrued interest)

	Last Period (as of 6/30/14)	This Period (as of 7/31/14)
Cash, BDP, MMFs	\$928,801.62	\$882,357.71
<b>Total Assets</b>	<b>\$928,801.62</b>	<b>\$882,357.71</b>
<b>Total Liabilities</b> (outstanding balance)	—	—
<b>TOTAL VALUE</b>	<b>\$928,801.62</b>	<b>\$882,357.71</b>

CASH FLOW

	This Period (7/1/14-7/31/14)	This Year (1/1/14-7/31/14)
<b>OPENING CASH, BDP, MMFs</b>	<b>\$928,801.62</b>	—
Income	8.27	65.38
<b>Total Investment Related Activity</b>	<b>\$8.27</b>	<b>\$65.38</b>
Electronic Transfers-Credits	166,667.07	3,262,574.08
Electronic Transfers-Debits	(156,710.36)	(2,209,050.36)
<b>Total Cash Related Activity</b>	<b>\$9,956.71</b>	<b>\$1,053,523.72</b>
Checks Written	—	(43,499.00)
Automated Payments	(56,408.89)	(127,732.39)
<b>Total Card/Check Activity</b>	<b>\$(56,408.89)</b>	<b>\$(171,231.39)</b>
<b>CLOSING CASH, BDP, MMFs</b>	<b>\$882,357.71</b>	<b>\$882,357.71</b>

INCOME SUMMARY

	This Period (7/1/14-7/31/14)	This Year (1/1/14-7/31/14)
Interest	\$8.27	\$65.38
<b>Total Taxable Income</b>	<b>\$8.27</b>	<b>\$65.38</b>
<b>Total Tax-Exempt Income</b>	—	—
<b>TOTAL INCOME</b>	<b>\$8.27</b>	<b>\$65.38</b>

GAIN/(LOSS) SUMMARY

	Realized This Period (7/1/14-7/31/14)	Realized This Year (1/1/14-7/31/14)	Unrealized Inception to Date (as of 7/31/14)
<b>TOTAL GAIN/(LOSS)</b>	—	—	—

The Gain/(Loss) Summary, which may change due to basis adjustments, is provided for informational purposes and should not be used for tax preparation. Refer to Gain/(Loss) in the Expanded Disclosures.

Taxable and tax exempt income classifications are based on the characteristics of the underlying securities and not the taxable status of the account.



Account Detail

Active Assets Account  
876-018483-380

ROSEMONT SENECA BOHAI, LLC  
C/O DEVON ARCHER

Investment Objectives†: Capital Appreciation, Aggressive Income

Brokerage Account

† Inform us if your investment objectives, as defined in the Expanded Disclosures, change.

HOLDINGS

This section reflects positions purchased/sold on a trade date basis, and includes positions purchased and omits positions sold in the current month. "Market Value" and "Unrealized Gain/(Loss)" are representative values as of the last business day of the statement period and may not reflect the value that could be obtained in the market. Fixed Income securities are sorted by maturity or pre-refunding date, and alphabetically within date. Estimated Annual Income (EAI) is calculated on a pre-tax basis and does not include any reduction for applicable non-US withholding taxes, if any. EAI for certain securities may include return of principal or capital gains which could overstate such estimates. For securities that have a defined maturity date within the next 12 months, EAI is reflected only through maturity date. Actual income or yield may be lower or higher than the estimates. Estimated yield reflects only the income generated by an investment, and does not reflect changes in its price. Structured products, identified in the Security Description column, appear in various statement product categories. Accrued interest, annual income and yield for structured products with a contingent income feature (such as Range Accrual Notes or Contingent Income Notes) are estimates and assume specified accrual conditions are met during the relevant period and payment in full of all contingent interest. For Floating Rate Securities, the accrued interest, annual income and yield are estimates based on the current floating coupon rate and may not reflect historic rates within the accrual period. New Treasury regulations require that we report on Form 1099-B, after the close of the tax year, your adjusted cost basis on the sale of covered securities acquired on or after January 1, 2011, and classify the gain or loss as either long-term or short-term. These regulations also require that we make basis adjustments on covered securities due to wash sales, certain corporate actions and transfers by gift or inheritance, which will be reflected on your Form 1099-B. Cost basis is reflected on statements for informational purposes and should not be used in the preparation of your income tax returns. Refer to the Expanded Disclosures for additional information.

CASH, BANK DEPOSIT PROGRAM AND MONEY MARKET FUNDS

Cash, Bank Deposit Program, and Money Market Funds are generally displayed on a settlement date basis. You have the right to instruct us to liquidate your bank deposit balance(s) or shares of any money market fund balance(s) at any time and have the proceeds of such liquidation remitted to you. Estimated Annual Income, Accrued Interest, and APY% will only be displayed for fully settled positions.

Description	Value	Estimated Annual Income	7-Day Current Yield %	Annual Percentage Yield %
MORGAN STANLEY BANK N.A. #	\$637,357.71	\$64.00	—	0.010
MORGAN STANLEY PRIVATE BANK NA #	245,000.00	25.00	—	0.010

	Percentage of Assets %	Market Value	Estimated Annual Income Accrued Interest
CASH, BDP, AND MMFs	100.0%	\$882,357.71	\$89.00 \$0.00

# Bank Deposits are held at either: (1) Morgan Stanley Bank, N.A., and/or Morgan Stanley Private Bank, National Association, affiliates of Morgan Stanley Smith Barney LLC, or (2) Citibank, N.A., each a national bank and FDIC member.

	Percentage of Assets %	Total Cost	Market Value	Unrealized Gain/(Loss)	Estimated Annual Income Accrued Interest	Yield %
TOTAL MARKET VALUE	100.0%	\$0.00	\$882,357.71		\$89.00 \$0.00	0.01%

TOTAL VALUE (includes accrued interest)

\$882,357.71

Unrealized Gain/(Loss) totals only reflect positions that have cost basis and/or market value information available. Cash, MMF, Deposits and positions stating 'Please Provide' are not included.



Account Detail

Active Assets Account  
876-018483-380

ROSEMONT SENECA BOHAI, LLC  
C/O DEVON ARCHER

ACTIVITY

CASH FLOW ACTIVITY BY DATE

Transaction Settlement							
Date	Date	Activity Type	Description	Comments	Quantity	Price	Credits/(Debits)
7/8	7/8	Automated Payment	BankoftheWest BOWLOANPAY	AUTOMATIC BILL PAYMENT			\$(1,338.48)
7/10	7/10	Funds Transferred	WIRED FUNDS SENT	BENE: ROSEMONT SELECT OPPORTUN ACCT: XXXXXX7736			(83,500.00)
7/11	7/11	Funds Transferred	WIRED FUNDS SENT	BENE: THOMAS M KNOLES IV ACCT: XXXXXX2821			(6,000.00)
7/11	7/11	Funds Transferred	WIRED FUNDS SENT	BENE: ROBERT BIDEN ACCT: XXXXX5452			(5,000.00)
7/11	7/11	Funds Transferred	WIRED FUNDS SENT	BENE: DEANNE ADAMSON ACCT: XXXXXX2356			(4,500.00)
7/14	7/14	Funds Transferred	WIRED FUNDS SENT	BENE: KEVIN J PETERSON INC ACCT: XXXXXX1992			(17,710.36)
7/15	7/15	Funds Received	WIRED FUNDS RECEIVED	AS PRIVATBANK BURISMA HOLDINGS LIMITED			83,333.33
7/15	7/15	Funds Received	WIRED FUNDS RECEIVED	AS PRIVATBANK BURISMA HOLDINGS LIMITED			83,333.33
7/18	7/18	Funds Transferred	WIRED FUNDS SENT	BENE: ROBERT BIDEN ACCT: XXXXX0876			(20,000.00)
7/21	7/21	Automated Payment	AMEX EPayment ACH PMT	AUTOMATIC BILL PAYMENT			(49,481.26)
7/23	7/23	Funds Received	BANK OF AMERICA	ACCT CNFRM			0.27
7/23	7/23	Funds Received	BANK OF AMERICA	ACCT CNFRM			0.14
7/23	7/23	Automated Payment	BANK OF AMERICA ACCT CNFRM	AUTOMATIC BILL PAYMENT			(0.41)
7/24	7/24	Automated Payment	BANK OF AMERICA ONLINE PMT	AUTOMATIC BILL PAYMENT			(5,588.74)
7/29	7/29	Funds Transferred	WIRED FUNDS SENT	BENE: ROBERT BIDEN ACCT: XXXXX5452			(20,000.00)
7/30	7/30	Interest Income	MORGAN STANLEY BANK N.A. (Period 06/28-07/30)				6.05
7/30	7/30	Interest Income	MORGAN STANLEY PRIVATE BANK NA (Period 06/28-07/30)				2.22
<b>NET CREDITS/(DEBITS)</b>							<b>\$(46,443.91)</b>



Account Detail

Active Assets Account  
876-018483-380

ROSEMONT SENECA BOHAI, LLC  
C/O DEVON ARCHER

DEBIT CARD & CHECKING ACTIVITY

AUTOMATED PAYMENTS

Bill pay and other electronic activity, which may include checks you wrote that were processed by Automated Clearing House processing.

Date of Payment	Date Paid	Activity Type	Payee	Credits/(Debits)
7/8	7/8	Automated Payment	BankoftheWest BOWLOANPAY	\$(1,338.48)
7/21	7/21	Automated Payment	AMEX EPayment ACH PMT	(49,481.26)
7/23	7/23	Automated Payment	BANK OF AMERICA ACCT CNFRM	(0.41)
7/24	7/24	Automated Payment	BANK OF AMERICA ONLINE PMT	(5,588.74)
<b>TOTAL AUTOMATED PAYMENTS</b>				<b>\$(56,408.89)</b>

MONEY MARKET FUND (MMF) AND BANK DEPOSIT PROGRAM ACTIVITY

Date	Activity Type	Description	Credits/(Debits)
7/8	Automatic Redemption	BANK DEPOSIT PROGRAM	\$(1,338.48)
7/11	Automatic Redemption	BANK DEPOSIT PROGRAM	(83,500.00)
7/14	Automatic Redemption	BANK DEPOSIT PROGRAM	(15,500.00)
7/15	Automatic Redemption	BANK DEPOSIT PROGRAM	(17,710.36)
7/16	Automatic Investment	BANK DEPOSIT PROGRAM	166,666.66
7/21	Automatic Redemption	BANK DEPOSIT PROGRAM	(69,481.26)
7/24	Automatic Redemption	BANK DEPOSIT PROGRAM	(5,588.74)
7/30	Automatic Investment	BANK DEPOSIT PROGRAM	6.05
7/30	Automatic Investment	BANK DEPOSIT PROGRAM	2.22
7/30	Automatic Redemption	BANK DEPOSIT PROGRAM	(20,000.00)
<b>NET ACTIVITY FOR PERIOD</b>			<b>\$(46,443.91)</b>

COPIES OF THIS STATEMENT HAVE ALSO BEEN SENT TO:

LOUIS PLUNG AND COMPANY, LLP

MESSAGES

Morgan Stanley Debit Card Transactions Now Itemized by Individual Cardholder on Statement

Beginning with this statement, you will see Morgan Stanley Debit Card transaction activity itemized by individual Cardholders under the "Debit Card Activity" section. Soon, transactions itemized by individual Cardholder will also be available to view on Morgan Stanley Online at [www.morganstanley.com/online](http://www.morganstanley.com/online). Please contact your Financial Advisor or Private Wealth Advisor if you have any questions regarding this update.



## Standard Disclosures

The following Disclosures are applicable to the enclosed statement(s). Expanded Disclosures are attached to your most recent June and December statement (or your first Statement if you have not received a statement for those months). The Expanded Disclosures are also available by selecting Account Documents when you log on to [www.morganstanley.com/online](http://www.morganstanley.com/online) or, call 800-869-3326.

### Questions?

Questions regarding your account may be directed to your Financial Advisor or the Branch Manager for the branch office where you maintain your account. If you require further assistance, call Client Service Center at (800) 869-3326 or for account-related concerns call our Client Advocate at (866) 227-2256.

### Errors and Inquiries

It is your responsibility to review your statement promptly and to seek immediate clarification about entries that you do not understand or believe were made in error by contacting the Branch Manager of the office where you maintain your account. Oral communications regarding any inaccuracy or discrepancy in this statement should be re-confirmed in writing to further protect your rights, including rights under the Securities Investor Protection Act (SIPA). Your statement will be deemed correct unless we receive a written inquiry of a suspected error. See your account documentation for special rules regarding your rights and responsibilities with respect to erroneous electronic fund transfers, including a description of the transfers covered.

### Availability of Free Credit Balances and Financial Statements

Under the customer protection rules of the SEC [17 CFR §240.15c3-3], we may use funds comprising free credit balances carried for customer accounts here, provided that these funds are payable to customers on demand (i.e., are free of a lien or right of set-off in our favor or on behalf of some third party to whom you have given control). A financial statement of this organization is available for your personal inspection at its offices, or a copy will be mailed to you upon your written request.

### Listed Options

Information with respect to commissions and other charges related to the execution of options transactions has been included in confirmations of such transactions previously furnished to you and such information will be made available to you promptly at your request. Promptly advise us of any material change in your investment objectives or financial situation.

**Important Information if you are a Margin Customer**(not available for certain accounts such as IRAs or retirement accounts)

If you have margin privileges, you may borrow money from us in exchange for pledging assets in your accounts as collateral for any outstanding margin loan. The amount you may borrow is based on the

value of the eligible securities in your margin accounts. If a security has eligible shares, the number of shares pledged as collateral will be indicated below the position.

### Margin Interest Charges

We calculate interest charges on margin loans as follows: (1) multiply the applicable margin interest rate by the daily close of business net settled debit balance, and (2) divide by 360 (days). Margin interest accrues daily throughout the month and is added to your debit balance at month-end. The month-end interest charge is the sum of the daily accrued interest calculations for the month. We add the accrued interest to your debit balance and start a new calculation each time the applicable interest rate changes and at the close of every statement month. For current margin loan interest rates, go to [www.morganstanley.com/online/MIRates](http://www.morganstanley.com/online/MIRates).

### Information regarding Special Memorandum Account

If you have a Margin Account, this is a combined statement of your Margin Account and Special Memorandum Account maintained for you under Section 220.5 of Regulation T issued by the Board of Governors of the Federal Reserve System. The permanent record of the Special Memorandum Account as required by Regulation T is available for your inspection at your request.

### Important Information About Auction Rate Securities

Due to market conditions, certain Auction Rate Securities are experiencing no or limited liquidity. Therefore, the price(s) for any Auction Rate Securities shown on this statement may not reflect the price(s) you would receive upon a sale at auction or in a secondary market transaction, and are not an indication of any offer to purchase at such price.

### Structured Products

Structured Products are complex products and may be subject to special risks. Investors should consider the concentration risk of owning the related security and their total exposure to any underlying asset. Structured Products may not perform in a manner consistent with the statement product category where they appear and therefore may not satisfy portfolio asset allocation needs for that category.

### Security Measures

This statement features several embedded security elements to safeguard its authenticity. One is a unique security mark--a blue rectangle printed in heat-sensitive ink on the back side of every page. When exposed to warmth, the blue rectangle will disappear, and then reappear.

### SIPC Protection

We are a member of Securities Investor Protection Corporation (SIPC), which protects securities of its customers up to \$500,000 (including \$250,000 for claims for cash). An explanatory brochure is available

upon request or at [www.sipc.org](http://www.sipc.org). Losses due to market fluctuation are not protected by SIPC and assets not held with us may not be covered by SIPC protection. To obtain information about SIPC, including an explanatory SIPC brochure, contact SIPC at 1-202-371-8300 or visit [www.sipc.org](http://www.sipc.org).

### Transaction Dates and Conditions

Upon written request, we will furnish the date and time of a transaction and the name of the other party to a transaction. We and/or our affiliates may accept benefits that constitute payment for order flow. Details regarding these benefits and the source and amount of any other remuneration received or to be received by us in connection with any transaction will be furnished upon written request.

### Equity Research Ratings Definitions and Consulting Group Investment Advisory Statuses


Some equity securities may have research ratings from Morgan Stanley & Co. LLC or Standard & Poor's. Research ratings are the research provider's opinions and not representations or guarantees of performance. For more information about each research provider's rating systems, see the Research Ratings and CG IAR Status Definitions on your most recent June or December statement (or your first statement if you have not received a statement for those months), go to [www.morganstanley.com/online](http://www.morganstanley.com/online) or refer to the research provider's research report. Research reports contain more complete information concerning the analyst's views and you should read the entire research report and not infer its contents from the rating alone. If your account contains an advisory component or is an advisory account, CG IAR statuses apply.

### Credit Ratings from Moody's Investors Service and Standard & Poor's

The credit rating from Moody's Investors Service and Standard & Poor's may be shown for certain securities. All credit ratings represent the opinions of the provider and are not representations or guarantees of performance. Your Financial Advisor will be pleased to provide you with further information or assistance in interpreting these credit ratings.

Revised 07/2014





**This page intentionally left blank**



**CLIENT STATEMENT** | For the Period August 1-31, 2014

**STATEMENT FOR:**

ROSEMONT SENECA BOHAI, LLC  
C/O DEVON ARCHER

**TOTAL VALUE OF YOUR ACCOUNT** (as of 8/31/14)

*Includes Accrued Interest*

**\$2,176,238.22**

*Morgan Stanley Private Wealth Management, a division of Morgan Stanley Smith Barney LLC.  
Member SIPC.*

**Your Private Wealth Advisor Team**

SCHATZ/MOYE/MARKEY/FINNEG  
212-296-6000

**Your Branch**

522 FIFTH AVENUE  
NEW YORK, NY 10036  
Telephone: 212-296-6000; Alt. Phone: 800-419-2861; Fax: 212-296-6320

#BWNJGWM

ROSEMONT SENECA BOHAI, LLC  
C/O DEVON ARCHER  
152 W 57TH ST  
47TH FL  
NEW YORK NY 10019-3480

**Client Service Center** (24 Hours a Day; 7 Days a Week) : 800-668-8168  
+1 801-617-9179 (Int'l Collect)

**Access Your Account Online:** [www.morganstanley.com/PWM](http://www.morganstanley.com/PWM)

876 - 018483 - 380 - 1 - 0



## Account Summary

Active Assets Account  
876-018483-380

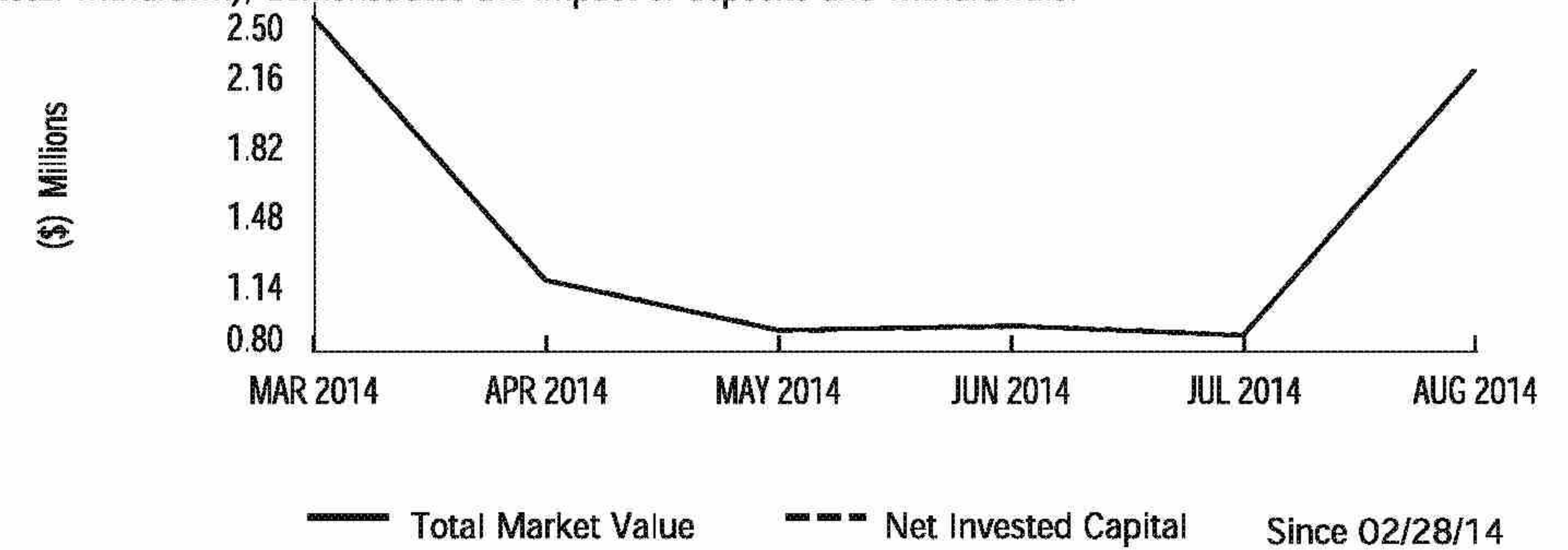
ROSEMONT SENECA BOHAI, LLC  
C/O DEVON ARCHER

### CHANGE IN VALUE OF YOUR ACCOUNTS (includes accrued interest)

	This Period (8/1/14-8/31/14)	This Year (1/1/14-8/31/14)
<b>TOTAL BEGINNING VALUE</b>	<b>\$882,357.71</b>	—
Credits	1,502,166.66	4,764,740.74
Debits	(208,301.04)	(2,588,582.79)
Security Transfers	—	—
<b>Net Credits/Debits/Transfers</b>	<b>\$1,293,865.62</b>	<b>\$2,176,157.95</b>
<b>Change in Value</b>	<b>14.89</b>	<b>80.27</b>
<b>TOTAL ENDING VALUE</b>	<b>\$2,176,238.22</b>	<b>\$2,176,238.22</b>

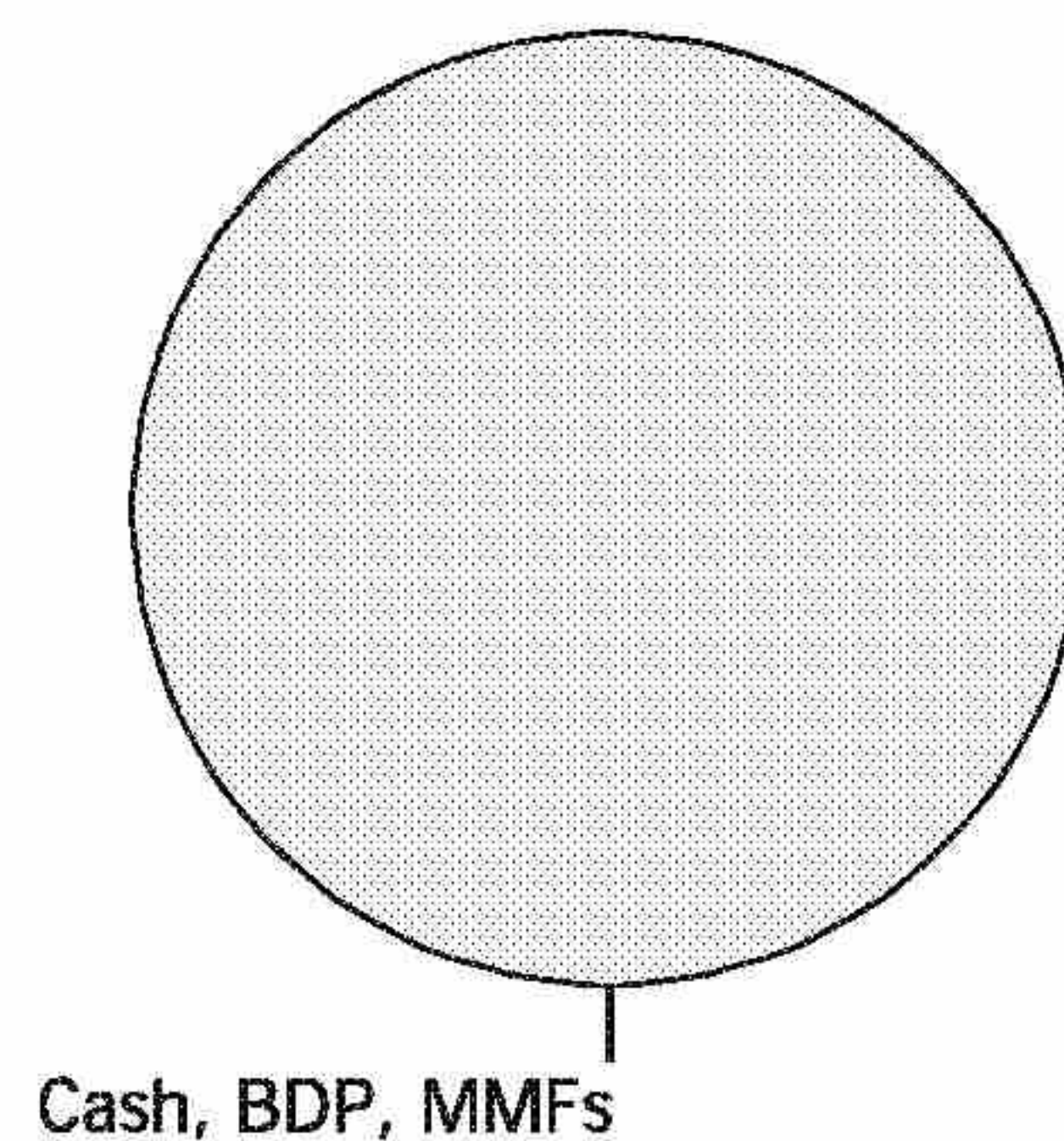
### CHANGE IN VALUE OVER TIME

The display of market value (total account value) and net invested capital (total amount invested minus total withdrawn), demonstrates the impact of deposits and withdrawals.



*This graph does not reflect corrections to Net Invested Capital or Market Value made subsequent to the dates depicted. It may exclude transactions in Annuities or positions where we are not the custodian, which could delay the reporting of Market Value or affect the Net Invested Capital.*

### ALLOCATION OF HOLDINGS



	Market Value	Percentage %
Cash, BDP, MMFs*	\$2,176,238.22	100.0
<b>TOTAL VALUE</b>	<b>\$2,176,238.22</b>	<b>100.0%</b>

*This allocation represents holdings on a trade date basis, and projected settled Cash/BDP and MMF balances. These classifications are not intended to serve as a suitability analysis. \* FDIC rules apply and Bank Deposits are eligible for FDIC insurance but are not covered by SIPC. Cash and securities (including MMFs) are eligible for SIPC coverage. See Expanded Disclosures.*



## Account Summary

Active Assets Account  
876-018483-380

ROSEMONT SENECA BOHAI, LLC  
C/O DEVON ARCHER

### BALANCE SHEET (^ includes accrued interest)

	Last Period (as of 7/31/14)	This Period (as of 8/31/14)
Cash, BDP, MMFs	\$882,357.71	\$2,176,238.22
<b>Total Assets</b>	<b>\$882,357.71</b>	<b>\$2,176,238.22</b>
<b>Total Liabilities</b> (outstanding balance)	—	—
<b>TOTAL VALUE</b>	<b>\$882,357.71</b>	<b>\$2,176,238.22</b>

### CASH FLOW

	This Period (8/1/14-8/31/14)	This Year (1/1/14-8/31/14)
<b>OPENING CASH, BDP, MMFs</b>	<b>\$882,357.71</b>	—
Income	14.89	80.27
<b>Total Investment Related Activity</b>	<b>\$14.89</b>	<b>\$80.27</b>
Electronic Transfers-Credits	1,502,166.66	4,764,740.74
Electronic Transfers-Debits	(190,500.00)	(2,399,550.36)
<b>Total Cash Related Activity</b>	<b>\$1,311,666.66</b>	<b>\$2,365,190.38</b>
Checks Written	—	(43,499.00)
Automated Payments	(17,801.04)	(145,533.43)
<b>Total Card/Check Activity</b>	<b>\$(17,801.04)</b>	<b>\$(189,032.43)</b>
<b>CLOSING CASH, BDP, MMFs</b>	<b>\$2,176,238.22</b>	<b>\$2,176,238.22</b>

### INCOME SUMMARY

	This Period (8/1/14-8/31/14)	This Year (1/1/14-8/31/14)
Interest	\$14.89	\$80.27
<b>Total Taxable Income</b>	<b>\$14.89</b>	<b>\$80.27</b>
<b>Total Tax-Exempt Income</b>	—	—
<b>TOTAL INCOME</b>	<b>\$14.89</b>	<b>\$80.27</b>

*Taxable and tax exempt income classifications are based on the characteristics of the underlying securities and not the taxable status of the account.*

### GAIN/(LOSS) SUMMARY

	Realized This Period (8/1/14-8/31/14)	Realized This Year (1/1/14-8/31/14)	Unrealized Inception to Date (as of 8/31/14)
<b>TOTAL GAIN/(LOSS)</b>	—	—	—

*The Gain/(Loss) Summary, which may change due to basis adjustments, is provided for informational purposes and should not be used for tax preparation. Refer to Gain/(Loss) in the Expanded Disclosures.*



Account Detail

Active Assets Account  
876-018483-380

ROSEMONT SENECA BOHAI, LLC  
C/O DEVON ARCHER

Investment Objectives†: Capital Appreciation, Aggressive Income

Brokerage Account

† Inform us if your investment objectives, as defined in the Expanded Disclosures, change.

HOLDINGS

This section reflects positions purchased/sold on a trade date basis, and includes positions purchased and omits positions sold in the current month. "Market Value" and "Unrealized Gain/(Loss)" are representative values as of the last business day of the statement period and may not reflect the value that could be obtained in the market. Fixed Income securities are sorted by maturity or pre-refunding date, and alphabetically within date. Estimated Annual Income (EAI) is calculated on a pre-tax basis and does not include any reduction for applicable non-US withholding taxes, if any. EAI for certain securities may include return of principal or capital gains which could overstate such estimates. For securities that have a defined maturity date within the next 12 months, EAI is reflected only through maturity date. Actual income or yield may be lower or higher than the estimates. Estimated yield reflects only the income generated by an investment, and does not reflect changes in its price. Structured products, identified in the Security Description column, appear in various statement product categories. Accrued interest, annual income and yield for structured products with a contingent income feature (such as Range Accrual Notes or Contingent Income Notes) are estimates and assume specified accrual conditions are met during the relevant period and payment in full of all contingent interest. For Floating Rate Securities, the accrued interest, annual income and yield are estimates based on the current floating coupon rate and may not reflect historic rates within the accrual period. Treasury regulations require that we report on Form 1099-B, after the close of the tax year, your adjusted cost basis on the sale of covered securities acquired on or after January 1, 2011, and classify the gain or loss as either long-term or short-term. These regulations also require that we make basis adjustments on covered securities due to wash sales, certain corporate actions and transfers by gift or inheritance, which will be reflected on your Form 1099-B. Cost basis is reflected on statements for informational purposes and should not be used in the preparation of your income tax returns. Refer to the Expanded Disclosures for additional information.

CASH, BANK DEPOSIT PROGRAM AND MONEY MARKET FUNDS

Cash, Bank Deposit Program, and Money Market Funds are generally displayed on a settlement date basis. You have the right to instruct us to liquidate your bank deposit balance(s) or shares of any money market fund balance(s) at any time and have the proceeds of such liquidation remitted to you. Estimated Annual Income, Accrued Interest, and APY% will only be displayed for fully settled positions.

Description	Value	Estimated Annual Income	7-Day Current Yield %	Annual Percentage Yield %
MORGAN STANLEY BANK N.A. #	\$1,931,238.22	\$386.00	—	0.020
MORGAN STANLEY PRIVATE BANK NA #	245,000.00	49.00	—	0.020

	Percentage of Assets %	Market Value	Estimated Annual Income Accrued Interest
CASH, BDP, AND MMFs	100.0%	\$2,176,238.22	\$435.00 \$0.00

# Bank Deposits are held at either: (1) Morgan Stanley Bank, N.A., and/or Morgan Stanley Private Bank, National Association, affiliates of Morgan Stanley Smith Barney LLC, or (2) Citibank, N.A., each a national bank and FDIC member.

	Percentage of Assets %	Total Cost	Market Value	Unrealized Gain/(Loss)	Estimated Annual Income Accrued Interest	Yield %
TOTAL MARKET VALUE	100.0%	\$0.00	\$2,176,238.22		\$435.00 \$0.00	0.02%

TOTAL VALUE (includes accrued interest) \$2,176,238.22

Unrealized Gain/(Loss) totals only reflect positions that have cost basis and/or market value information available. Cash, MMF, Deposits and positions stating 'Please Provide' are not included.



Account Detail

Active Assets Account  
876-018483-380

ROSEMONT SENECA BOHAI, LLC  
C/O DEVON ARCHER

ACTIVITY

CASH FLOW ACTIVITY BY DATE

Transaction Settlement							
Date	Date	Activity Type	Description	Comments	Quantity	Price	Credits/(Debits)
8/6	8/6	Funds Transferred	WIRED FUNDS SENT	BENE: LAW OFFICES OF IGOR DODI ACCT: XXXX9670			\$(135,500.00)
8/6	8/6	Funds Transferred	WIRED FUNDS SENT	BENE: ROBERT BIDEN ACCT: XXXXX0876			(15,000.00)
8/11	8/11	Automated Payment	BANK OF THE WEST IC PAYMENT	AUTOMATIC BILL PAYMENT			(1,326.48)
8/13	8/13	Funds Transferred	WIRED FUNDS SENT	BENE: ROBERT BIDEN ACCT: XXXXX5452			(20,000.00)
8/14	8/14	Funds Received	WIRED FUNDS RECEIVED	IGOR DODIN ATTNY ESCROW IGOR DODIN			135,500.00
8/18	8/18	Funds Received	WIRED FUNDS RECEIVED	AS PRIVATBANK BURISMA HOLDINGS LIMITED			83,333.33
8/18	8/18	Funds Received	WIRED FUNDS RECEIVED	AS PRIVATBANK BURISMA HOLDINGS LIMITED			83,333.33
8/19	8/19	Automated Payment	AMEX EPayment ACH PMT	AUTOMATIC BILL PAYMENT			(16,474.56)
8/20	8/20	Funds Received	WIRED FUNDS RECEIVED	BSI S.A. IBERICO INVEST + FINANCE INC.			1,200,000.00
8/25	8/25	Funds Transferred	WIRED FUNDS SENT	BENE: ROBERT BIDEN ACCT: XXXXX5452			(20,000.00)
8/28	8/28	Interest Income	MORGAN STANLEY BANK N.A. (Period 07/31-08/28)				12.28
8/28	8/28	Interest Income	MORGAN STANLEY PRIVATE BANK NA (Period 07/31-08/28)				2.61
<b>NET CREDITS/(DEBITS)</b>							<b>\$1,293,880.51</b>

DEBIT CARD & CHECKING ACTIVITY

AUTOMATED PAYMENTS

Bill pay and other electronic activity, which may include checks you wrote that were processed by Automated Clearing House processing.

Date of Payment	Date Paid	Activity Type	Payee	Credits/(Debits)
8/11	8/11	Automated Payment	BANK OF THE WEST IC PAYMENT	\$(1,326.48)
8/19	8/19	Automated Payment	AMEX EPayment ACH PMT	(16,474.56)
<b>TOTAL AUTOMATED PAYMENTS</b>				<b>\$(17,801.04)</b>



Account Detail

Active Assets Account  
876-018483-380

ROSEMONT SENECA BOHAI, LLC  
C/O DEVON ARCHER

**MONEY MARKET FUND (MMF) AND BANK DEPOSIT PROGRAM ACTIVITY**

Date	Activity Type	Description	Credits/(Debits)
8/7	Automatic Redemption	BANK DEPOSIT PROGRAM	\$(150,500.00)
8/11	Automatic Redemption	BANK DEPOSIT PROGRAM	(1,326.48)
8/14	Automatic Redemption	BANK DEPOSIT PROGRAM	(20,000.00)
8/15	Automatic Investment	BANK DEPOSIT PROGRAM	135,500.00
8/19	Automatic Investment	BANK DEPOSIT PROGRAM	150,192.10
8/21	Automatic Investment	BANK DEPOSIT PROGRAM	1,200,000.00
8/26	Automatic Redemption	BANK DEPOSIT PROGRAM	(20,000.00)
8/28	Automatic Investment	BANK DEPOSIT PROGRAM	12.28
8/28	Automatic Investment	BANK DEPOSIT PROGRAM	2.61
<b>NET ACTIVITY FOR PERIOD</b>			<b>\$1,293,880.51</b>

**COPIES OF THIS STATEMENT HAVE ALSO BEEN SENT TO:**

LOUIS PLUNG AND COMPANY, LLP



## Standard Disclosures

The following Disclosures are applicable to the enclosed statement(s). Expanded Disclosures are attached to your most recent June and December statement (or your first Statement if you have not received a statement for those months). The Expanded Disclosures are also available by selecting Account Documents when you log on to [www.morganstanley.com/online](http://www.morganstanley.com/online) or, call 800-869-3326.

### Questions?

Questions regarding your account may be directed to your Financial Advisor or the Branch Manager for the branch office where you maintain your account. If you require further assistance, call Client Service Center at (800) 869-3326 or for account-related concerns call our Client Advocate at (866) 227-2256.

### Errors and Inquiries

It is your responsibility to review your statement promptly and to seek immediate clarification about entries that you do not understand or believe were made in error by contacting the Branch Manager of the office where you maintain your account. Oral communications regarding any inaccuracy or discrepancy in this statement should be re-confirmed in writing to further protect your rights, including rights under the Securities Investor Protection Act (SIPA). Your statement will be deemed correct unless we receive a written inquiry of a suspected error. See your account documentation for special rules regarding your rights and responsibilities with respect to erroneous electronic fund transfers, including a description of the transfers covered.

### Availability of Free Credit Balances and Financial Statements

Under the customer protection rules of the SEC [17 CFR §240.15c3-3], we may use funds comprising free credit balances carried for customer accounts here, provided that these funds are payable to customers on demand (i.e., are free of a lien or right of set-off in our favor or on behalf of some third party to whom you have given control). A financial statement of this organization is available for your personal inspection at its offices, or a copy will be mailed to you upon your written request.

### Listed Options

Information with respect to commissions and other charges related to the execution of options transactions has been included in confirmations of such transactions previously furnished to you and such information will be made available to you promptly at your request. Promptly advise us of any material change in your investment objectives or financial situation.

**Important Information if you are a Margin Customer**(not available for certain retirement accounts)

If you have margin privileges, you may borrow money from us in exchange for pledging assets in your accounts as collateral for any outstanding margin loan. The amount you may borrow is based on the

value of the eligible securities in your margin accounts. If a security has eligible shares, the number of shares pledged as collateral will be indicated below the position.

### Margin Interest Charges

We calculate interest charges on margin loans as follows: (1) multiply the applicable margin interest rate by the daily close of business net settled debit balance, and (2) divide by 360 (days). Margin interest accrues daily throughout the month and is added to your debit balance at month-end. The month-end interest charge is the sum of the daily accrued interest calculations for the month. We add the accrued interest to your debit balance and start a new calculation each time the applicable interest rate changes and at the close of every statement month. For current margin loan interest rates, go to [www.morganstanley.com/online/MIRates](http://www.morganstanley.com/online/MIRates).

### Information regarding Special Memorandum Account

If you have a Margin Account, this is a combined statement of your Margin Account and Special Memorandum Account maintained for you under Section 220.5 of Regulation T issued by the Board of Governors of the Federal Reserve System. The permanent record of the Special Memorandum Account as required by Regulation T is available for your inspection at your request.

### Important Information About Auction Rate Securities

Due to market conditions, certain Auction Rate Securities experience no or limited liquidity. Therefore, the price(s) for any Auction Rate Securities shown on this statement may not reflect the price(s) you would receive upon a sale at auction or in a secondary market transaction, and are not an indication of any offer to purchase at such price.

### Structured Products

Structured Products are complex products and may be subject to special risks. Investors should consider the concentration risk of owning the related security and their total exposure to any underlying asset. Structured Products may not perform in a manner consistent with the statement product category in which they appear and therefore may not satisfy portfolio asset allocation needs for that category.

### Security Measures

This statement features several embedded security elements to safeguard its authenticity. One is a unique security mark--a blue rectangle printed in heat-sensitive ink on the back of every page. When exposed to warmth, the blue rectangle will disappear, and then reappear.

### SIPC Protection

We are a member of Securities Investor Protection Corporation (SIPC), which protects securities of its customers up to \$500,000 (including \$250,000 for claims for cash). An explanatory brochure is available

upon request or at [www.sipc.org](http://www.sipc.org). Losses due to market fluctuation are not protected by SIPC and assets not held with us may not be covered by SIPC protection. To obtain information about SIPC, including an explanatory SIPC brochure, contact SIPC at 1-202-371-8300 or visit [www.sipc.org](http://www.sipc.org).

### Transaction Dates and Conditions

Upon written request, we will furnish the date and time of a transaction and the name of the other party to a transaction. We and/or our affiliates may accept benefits that constitute payment for order flow. Details regarding these benefits and the source and amount of any other remuneration received or to be received by us in connection with any transaction will be furnished upon written request.

### Equity Research Ratings Definitions and Consulting Group Investment Advisory Statuses


Some equity securities may have research ratings from Morgan Stanley & Co. LLC or Standard & Poor's. Research ratings are the research providers' opinions and not representations or guarantees of performance. For more information about each research provider's rating system, see the Research Ratings and CG IAR Status Definitions on your most recent June or December statement (or your first statement if you have not received a statement for those months), go to [www.morganstanley.com/online](http://www.morganstanley.com/online) or refer to the research provider's research report. Research reports contain more complete information concerning the analyst's views and you should read the entire research report and not infer its contents from the rating alone. If your account contains an advisory component or is an advisory account, CG IAR statuses apply.

### Credit Ratings from Moody's Investors Service and Standard & Poor's

The credit rating from Moody's Investors Service and Standard & Poor's may be shown for certain securities. All credit ratings represent the opinions of the provider and are not representations or guarantees of performance. Your Financial Advisor will be pleased to provide you with further information or assistance in interpreting these credit ratings.

Revised 08/2014





**This page intentionally left blank**



**CLIENT STATEMENT** | For the Period September 1-30, 2014

**STATEMENT FOR:**  
ROSEMONT SENECA BOHAI, LLC  
C/O DEVON ARCHER

**TOTAL VALUE OF YOUR ACCOUNT** (as of 9/30/14)  
*Includes Accrued Interest*

**\$17,206,369.21**

*Morgan Stanley Private Wealth Management, a division of Morgan Stanley Smith Barney LLC.  
Member SIPC.*

**Your Private Wealth Advisor Team**  
SCHATZ/MOYE/MARKEY/FINNEG  
212-296-6000

**Your Branch**  
522 FIFTH AVENUE  
NEW YORK, NY 10036  
Telephone: 212-296-6000; Alt. Phone: 800-419-2861; Fax: 212-296-6320

#BWNJGWM

ROSEMONT SENECA BOHAI, LLC  
C/O DEVON ARCHER  
152 W 57TH ST  
47TH FL  
NEW YORK NY 10019-3480

**Client Service Center** (24 Hours a Day; 7 Days a Week) : 800-668-8168  
+1 801-617-9179 (Int'l Collect)

**Access Your Account Online:** [www.morganstanley.com/PWM](http://www.morganstanley.com/PWM)

876 - 018483 - 380 - 1 - 0



Account Summary

Active Assets Account  
876-018483-380

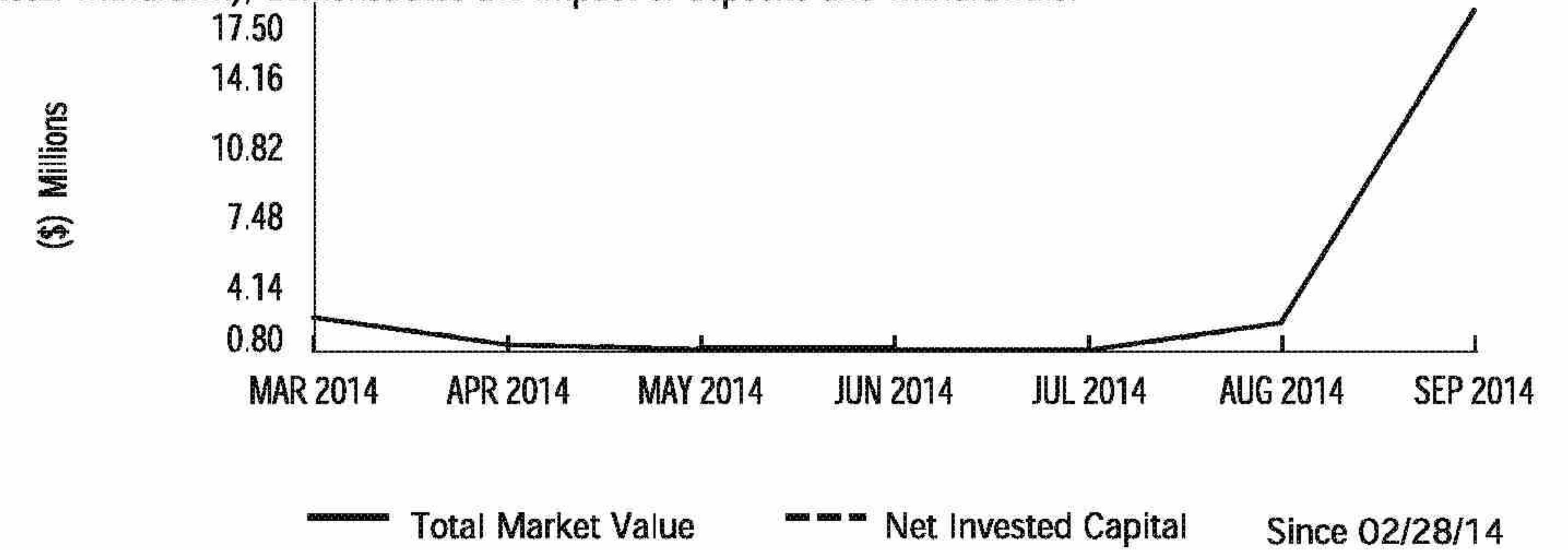
ROSEMONT SENECA BOHAI, LLC  
C/O DEVON ARCHER

CHANGE IN VALUE OF YOUR ACCOUNTS (includes accrued interest)

	This Period (9/1/14-9/30/14)	This Year (1/1/14-9/30/14)
<b>TOTAL BEGINNING VALUE</b>	<b>\$2,176,238.22</b>	—
Credits	15,166,666.66	19,931,407.40
Debits	(136,632.78)	(2,725,215.57)
Security Transfers	—	—
<b>Net Credits/Debits/Transfers</b>	<b>\$15,030,033.88</b>	<b>\$17,206,191.83</b>
<b>Change in Value</b>	<b>97.11</b>	<b>177.38</b>
<b>TOTAL ENDING VALUE</b>	<b>\$17,206,369.21</b>	<b>\$17,206,369.21</b>

CHANGE IN VALUE OVER TIME

The display of market value (total account value) and net invested capital (total amount invested minus total withdrawn), demonstrates the impact of deposits and withdrawals.



*This graph does not reflect corrections to Net Invested Capital or Market Value made subsequent to the dates depicted. It may exclude transactions in Annuities or positions where we are not the custodian, which could delay the reporting of Market Value or affect the Net Invested Capital.*

ALLOCATION OF HOLDINGS



	Market Value	Percentage %
Cash, BDP, MMFs*	\$17,218,869.21	100.1
Cash, BDP, MMFs (Debit)	(12,500.00)	-0.1
<b>TOTAL VALUE</b>	<b>\$17,206,369.21</b>	<b>100.0%</b>

*This allocation represents holdings on a trade date basis, and projected settled Cash/ BDP and MMF balances. These classifications are not intended to serve as a suitability analysis. \* FDIC rules apply and Bank Deposits are eligible for FDIC insurance but are not covered by SIPC. Cash and securities (including MMFs) are eligible for SIPC coverage. See Expanded Disclosures.*



Account Summary

Active Assets Account  
876-018483-380

ROSEMONT SENECA BOHAI, LLC  
C/O DEVON ARCHER

BALANCE SHEET (^ includes accrued interest)

	Last Period (as of 8/31/14)	This Period (as of 9/30/14)
Cash, BDP, MMFs	\$2,176,238.22	\$17,218,869.21
<b>Total Assets</b>	<b>\$2,176,238.22</b>	<b>\$17,218,869.21</b>
Cash, BDP, MMFs (Debit)	—	(12,500.00)
<b>Total Liabilities (outstanding balance)</b>	<b>—</b>	<b>\$(12,500.00)</b>
<b>TOTAL VALUE</b>	<b>\$2,176,238.22</b>	<b>\$17,206,369.21</b>

CASH FLOW

	This Period (9/1/14-9/30/14)	This Year (1/1/14-9/30/14)
<b>OPENING CASH, BDP, MMFs</b>	<b>\$2,176,238.22</b>	<b>—</b>
Income	97.11	177.38
<b>Total Investment Related Activity</b>	<b>\$97.11</b>	<b>\$177.38</b>
Electronic Transfers-Credits	15,166,666.66	19,931,407.40
Electronic Transfers-Debits	(67,500.00)	(2,467,050.36)
Other Debits	(25.00)	(25.00)
<b>Total Cash Related Activity</b>	<b>\$15,099,141.66</b>	<b>\$17,464,332.04</b>
Debit Card	(32.45)	(32.45)
Checks Written	(15,945.50)	(59,444.50)
Automated Payments	(53,129.83)	(198,663.26)
<b>Total Card/Check Activity</b>	<b>\$(69,107.78)</b>	<b>\$(258,140.21)</b>
<b>CLOSING CASH, BDP, MMFs</b>	<b>\$17,206,369.21</b>	<b>\$17,206,369.21</b>

INCOME AND DISTRIBUTION SUMMARY

	This Period (9/1/14-9/30/14)	This Year (1/1/14-9/30/14)
Interest	\$97.11	\$177.38
<b>Total Taxable Income And Distributions</b>	<b>\$97.11</b>	<b>\$177.38</b>
<b>Total Tax-Exempt Income</b>	<b>—</b>	<b>—</b>
<b>TOTAL INCOME AND DISTRIBUTIONS</b>	<b>\$97.11</b>	<b>\$177.38</b>

Taxable and tax exempt income classifications are based on the characteristics of the underlying securities and not the taxable status of the account.

GAIN/(LOSS) SUMMARY

	Realized This Period (9/1/14-9/30/14)	Realized This Year (1/1/14-9/30/14)	Unrealized Inception to Date (as of 9/30/14)
<b>TOTAL GAIN/(LOSS)</b>	<b>—</b>	<b>—</b>	<b>—</b>

The Gain/(Loss) Summary, which may change due to basis adjustments, is provided for informational purposes and should not be used for tax preparation. Refer to Gain/(Loss) in the Expanded Disclosures.



Account Detail

Active Assets Account  
876-018483-380

ROSEMONT SENECA BOHAI, LLC  
C/O DEVON ARCHER

Investment Objectives†: Capital Appreciation, Aggressive Income

Brokerage Account

† Inform us if your investment objectives, as defined in the Expanded Disclosures, change.

HOLDINGS

This section reflects positions purchased/sold on a trade date basis, and includes positions purchased and omits positions sold in the current month. "Market Value" and "Unrealized Gain/(Loss)" are representative values as of the last business day of the statement period and may not reflect the value that could be obtained in the market. Fixed Income securities are sorted by maturity or pre-refunding date, and alphabetically within date. Estimated Annual Income (EAI) is calculated on a pre-tax basis and does not include any reduction for applicable non-US withholding taxes, if any. EAI for certain securities may include return of principal or capital gains which could overstate such estimates. For securities that have a defined maturity date within the next 12 months, EAI is reflected only through maturity date. Actual income or yield may be lower or higher than the estimates. Estimated yield reflects only the income generated by an investment, and does not reflect changes in its price. Structured products, identified in the Security Description column, appear in various statement product categories. When displayed, accrued interest, annual income and yield for structured products with a contingent income feature (such as Range Accrual Notes or Contingent Income Notes) are estimates and assume specified accrual conditions are met during the relevant period and payment in full of all contingent interest. For Floating Rate Securities, the accrued interest, annual income and yield are estimates based on the current floating coupon rate and may not reflect historic rates within the accrual period. Treasury regulations require that we report on Form 1099-B, after the close of the tax year, your adjusted cost basis on the sale of covered securities acquired on or after January 1, 2011, and classify the gain or loss as either long-term or short-term. These regulations also require that we make basis adjustments on covered securities due to wash sales, certain corporate actions and transfers by gift or inheritance, which will be reflected on your Form 1099-B. Cost basis is reflected on statements for informational purposes and should not be used in the preparation of your income tax returns. Refer to the Expanded Disclosures for additional information.

CASH, BANK DEPOSIT PROGRAM AND MONEY MARKET FUNDS

Cash, Bank Deposit Program, and Money Market Funds are generally displayed on a settlement date basis. You have the right to instruct us to liquidate your bank deposit balance(s) or shares of any money market fund balance(s) at any time and have the proceeds of such liquidation remitted to you. Estimated Annual Income, Accrued Interest, and APY% will only be displayed for fully settled positions.

Description	Value	Estimated Annual Income	7-Day Current Yield %	Annual Percentage Yield %
<b>CASH</b>	<b>\$(12,500.00)</b>			
<b>MORGAN STANLEY BANK N.A. #</b>	<b>16,973,864.58</b>	8,487.00	—	0.050
<b>MORGAN STANLEY PRIVATE BANK NA #</b>	<b>245,004.63</b>	123.00	—	0.050
<b>BANK DEPOSITS</b>	<b>\$17,218,869.21</b>	<b>\$8,610.00</b>		
	<b>Percentage of Assets %</b>	<b>Market Value</b>		<b>Estimated Annual Income Accrued Interest</b>
CASH, BDP, AND MMFS	100.0%	\$17,206,369.21		\$8,610.00 \$0.00
TOTAL CASH, BDP, MMFS		\$17,218,869.21		
TOTAL CASH, BDP, MMFS (DEBIT)		\$(12,500.00)		

# Bank Deposits are held at either: (1) Morgan Stanley Bank, N.A., and/or Morgan Stanley Private Bank, National Association, affiliates of Morgan Stanley Smith Barney LLC, or (2) Citibank, N.A., each a national bank and FDIC member.



Account Detail

Active Assets Account  
876-018483-380

ROSEMONT SENECA BOHAI, LLC  
C/O DEVON ARCHER

	Percentage of Assets %	Total Cost	Market Value	Unrealized Gain/(Loss)	Estimated Annual Income Accrued Interest	Yield %
TOTAL MARKET VALUE	100.0%	\$0.00	\$17,206,369.21		\$8,610.00 \$0.00	0.05%

TOTAL VALUE (includes accrued interest)

\$17,206,369.21

Unrealized Gain/(Loss) totals only reflect positions that have cost basis and/or market value information available. Cash, MMF, Deposits and positions stating 'Please Provide' are not included.

ACTIVITY

CASH FLOW ACTIVITY BY DATE

Transaction Date	Settlement Date	Activity Type	Description	Comments	Quantity	Price	Credits/(Debits)
9/2	9/2	Online Transfer	FUNDS TRANSFERRED	CONFIRMATION # 22624169 TO 876-018475			\$(20,000.00)
9/4	9/4	Automated Payment	WU:Caliber WUCaliber	AUTOMATIC BILL PAYMENT			(11,510.25)
9/4	9/4	Funds Transferred	WIRED FUNDS SENT	BENE: ROBERT BIDEN ACCT: XXXXX5452			(20,000.00)
9/5	9/8	Check	FINE FARE EXPRESS INC	Check # 1031			(3,500.00)
9/5	9/8	Check	DIMITRIY DOROGAN	Check # 1033			(1,600.00)
9/5	9/12	Check	CLINT LARUE	Check # 1032			(845.50)
9/9	9/9	Automated Payment	BANK OF THE WEST IC PAYMENT	AUTOMATIC BILL PAYMENT			(1,326.48)
9/9	9/10	Debit Card	GCL079R	Restaurants GCL GB			(31.81)
9/9	9/10	Debit Card	FOREIGN TRANSACTION FEE	Restaurants			(0.64)
9/12	9/12	Funds Transferred	WIRED FUNDS SENT	BENE: ROBERT BIDEN ACCT: XXXXX5452			(15,000.00)
9/16	9/16	Funds Received	WIRED FUNDS RECEIVED	AS PRIVATBANK BURISMA HOLDINGS LIMITED			83,333.33
9/16	9/16	Funds Received	WIRED FUNDS RECEIVED	AS PRIVATBANK BURISMA HOLDINGS LIMITED			83,333.33
9/16	9/22	Check	NEIL CALLAHAN	Check # 1034			(10,000.00)
9/18	9/18	Automated Payment	AMEX EPayment ACH PMT	AUTOMATIC BILL PAYMENT			(32,293.10)
9/23	9/23	Check Deposit	FUNDS RECEIVED				900,000.00
9/25	9/25	Funds Received	WIRE FUNDS RCVD AS OF 09-24-14	CITIBANK FLORIDA FSB CLIFFORD A WOLFF, P.A.			15,000,000.00
9/29	9/29	Check Deposit-Adjustment	FUNDS RECEIVED	RETURNED BY BANK AS OF 09-23-14			(900,000.00)
9/29	9/29	Service Fee	RETURNED CHECK FEE				(25.00)
9/30	9/30	Interest Income	MORGAN STANLEY BANK N.A. (Period 08/29-09/30)				92.48
9/30	9/30	Interest Income	MORGAN STANLEY PRIVATE BANK NA (Period 08/29-09/30)				4.63



Account Detail

Active Assets Account  
876-018483-380

ROSEMONT SENECA BOHAI, LLC  
C/O DEVON ARCHER

CASH FLOW ACTIVITY BY DATE (CONTINUED)

Transaction Settlement							
Date	Date	Activity Type	Description	Comments	Quantity	Price	Credits/(Debits)
9/30	9/30	Automated Payment	BANK OF AMERICA ONLINE PMT	AUTOMATIC BILL PAYMENT			(5,000.00)
9/30	9/30	Automated Payment	BANK OF AMERICA ONLINE PMT	AUTOMATIC BILL PAYMENT			(3,000.00)
9/30	9/30	Online Transfer	FUNDS TRANSFERRED	CONFIRMATION # 24951651 TO 876-018475			(12,500.00)
<b>NET CREDITS/(DEBITS)</b>							<b>\$15,030,130.99</b>

DEBIT CARD & CHECKING ACTIVITY

DEBIT CARD

DEVON ARCHER Card Ending in 9447

Date of Activity	Date Paid	Description	Location/Phone	Expense Category	Credits/(Debits)
9/9	9/10	GCL079R	GCL GB	Restaurants	\$(31.81)
9/9	9/10	FOREIGN TRANSACTION FEE		Restaurants	(0.64)
<b>TOTAL DEBIT CARD - DEVON ARCHER</b>				<b>THIS PERIOD</b>	<b>\$(32.45)</b>
<b>TOTAL DEBIT CARD</b>					<b>\$(32.45)</b>

CHECKS WRITTEN

Date Written	Date Paid	Check Number	Activity Type	Payee	Expense Category	Credits/(Debits)
9/5	9/8	1031	Check	FINE FARE EXPRESS INC		\$(3,500.00)
9/5	9/12	1032	Check	CLINT LARUE		(845.50)
9/5	9/8	1033	Check	DIMITRIY DOROGAN		(1,600.00)
9/16	9/22	1034	Check	NEIL CALLAHAN		(10,000.00)
<b>TOTAL CHECKS WRITTEN</b>						<b>\$(15,945.50)</b>

AUTOMATED PAYMENTS

Bill pay and other electronic activity, which may include checks you wrote that were processed by Automated Clearing House processing.

Date of Payment	Date Paid	Activity Type	Payee	Credits/(Debits)
9/4	9/4	Automated Payment	WU:Caliber WUCaliber	\$(11,510.25)
9/9	9/9	Automated Payment	BANK OF THE WEST IC PAYMENT	(1,326.48)
9/18	9/18	Automated Payment	AMEX EPayment ACH PMT	(32,293.10)
9/30	9/30	Automated Payment	BANK OF AMERICA ONLINE PMT	(5,000.00)



## Account Detail

Active Assets Account  
876-018483-380ROSEMONT SENECA BOHAI, LLC  
C/O DEVON ARCHER

## DEBIT CARD &amp; CHECKING ACTIVITY

## AUTOMATED PAYMENTS (CONTINUED)

Date of Payment	Date Paid	Activity Type	Payee	Credits/(Debits)
9/30	9/30	Automated Payment	BANK OF AMERICA ONLINE PMT	(3,000.00)
<b>TOTAL AUTOMATED PAYMENTS</b>				<b>\$(53,129.83)</b>

## MONEY MARKET FUND (MMF) AND BANK DEPOSIT PROGRAM ACTIVITY

Date	Activity Type	Description	Credits/(Debits)
9/2	Automatic Redemption	BANK DEPOSIT PROGRAM	\$(20,000.00)
9/4	Automatic Redemption	BANK DEPOSIT PROGRAM	(31,510.25)
9/8	Automatic Redemption	BANK DEPOSIT PROGRAM	(5,100.00)
9/9	Automatic Redemption	BANK DEPOSIT PROGRAM	(1,326.48)
9/10	Automatic Redemption	BANK DEPOSIT PROGRAM	(32.45)
9/12	Automatic Redemption	BANK DEPOSIT PROGRAM	(15,845.50)
9/16	Automatic Investment	BANK DEPOSIT PROGRAM	166,666.66
9/18	Automatic Redemption	BANK DEPOSIT PROGRAM	(32,293.10)
9/22	Automatic Redemption	BANK DEPOSIT PROGRAM	(10,000.00)
9/24	Automatic Investment	BANK DEPOSIT PROGRAM	900,000.00
9/26	Automatic Investment	BANK DEPOSIT PROGRAM	15,000,000.00
9/29	Automatic Redemption	BANK DEPOSIT PROGRAM	(900,000.00)
9/30	Automatic Investment	BANK DEPOSIT PROGRAM	92.48
9/30	Automatic Investment	BANK DEPOSIT PROGRAM	4.63
9/30	Automatic Redemption	BANK DEPOSIT PROGRAM	(8,025.00)
<b>NET ACTIVITY FOR PERIOD</b>			<b>\$15,042,630.99</b>

## COPIES OF THIS STATEMENT HAVE ALSO BEEN SENT TO:

LOUIS PLUNG AND COMPANY, LLP

## MESSAGES

## Consolidated Statement of Financial Condition (In Millions of Dollars)

At June 30, 2014 Morgan Stanley Smith Barney LLC had net capital of \$4,511 which exceeded the Securities and Exchange Commission's minimum requirement by \$4,336. A copy of the Morgan Stanley Smith Barney LLC Consolidated Statement of Financial Condition at June 30, 2014 can be viewed online at: [http://www.morganstanley.com/about/ir/shareholder/morganstanley\\_smithbarney\\_llc.pdf](http://www.morganstanley.com/about/ir/shareholder/morganstanley_smithbarney_llc.pdf) or may be mailed to you at no cost by calling 1 (866) 825-1675, after September 15, 2014.



## Account Detail

Active Assets Account  
876-018483-380

ROSEMONT SENECA BOHAI, LLC  
C/O DEVON ARCHER

### Sign up for eDelivery of your Statements Today

Would you like to receive your Statements and other documents faster, more securely and with the added benefit of reducing paper mail? Simply visit [www.morganstanley.com/edelivery](http://www.morganstanley.com/edelivery) to set your eDelivery preferences today. Please note, if you have not already, you will first need to register for Morgan Stanley Online to make your eDelivery selections.



## Standard Disclosures

The following Disclosures are applicable to the enclosed statement(s). Expanded Disclosures are attached to your most recent June and December statement (or your first Statement if you have not received a statement for those months). The Expanded Disclosures are also available by selecting Account Documents when you log on to [www.morganstanley.com/online](http://www.morganstanley.com/online) or, call 800-869-3326.

### Questions?

Questions regarding your account may be directed to your Financial Advisor or the Branch Manager for the branch office where you maintain your account. If you require further assistance, call Client Service Center at (800) 869-3326 or for account-related concerns call our Client Advocate at (866) 227-2256.

### Errors and Inquiries

It is your responsibility to review your statement promptly and to seek immediate clarification about entries that you do not understand or believe were made in error by contacting the Branch Manager of the office where you maintain your account. Oral communications regarding any inaccuracy or discrepancy in this statement should be re-confirmed in writing to further protect your rights, including rights under the Securities Investor Protection Act (SIPA). Your statement will be deemed correct unless we receive a written inquiry of a suspected error. See your account documentation for special rules regarding your rights and responsibilities with respect to erroneous electronic fund transfers, including a description of the transfers covered.

### Availability of Free Credit Balances and Financial Statements

Under the customer protection rules of the SEC [17 CFR §240.15c3-3], we may use funds comprising free credit balances carried for customer accounts here, provided that these funds are payable to customers on demand (i.e., are free of a lien or right of set-off in our favor or on behalf of some third party to whom you have given control). A financial statement of this organization is available for your personal inspection at its offices, or a copy will be mailed to you upon your written request.

### Listed Options

Information with respect to commissions and other charges related to the execution of options transactions has been included in confirmations of such transactions previously furnished to you and such information will be made available to you promptly at your request. Promptly advise us of any material change in your investment objectives or financial situation.

**Important Information if you are a Margin Customer**(not available for certain retirement accounts)

If you have margin privileges, you may borrow money from us in exchange for pledging assets in your accounts as collateral for any outstanding margin loan. The amount you may borrow is based on the

value of the eligible securities in your margin accounts. If a security has eligible shares, the number of shares pledged as collateral will be indicated below the position.

### Margin Interest Charges

We calculate interest charges on margin loans as follows: (1) multiply the applicable margin interest rate by the daily close of business net settled debit balance, and (2) divide by 360 (days). Margin interest accrues daily throughout the month and is added to your debit balance at month-end. The month-end interest charge is the sum of the daily accrued interest calculations for the month. We add the accrued interest to your debit balance and start a new calculation each time the applicable interest rate changes and at the close of every statement month. For current margin loan interest rates, go to [www.morganstanley.com/online/MIRates](http://www.morganstanley.com/online/MIRates).

### Information regarding Special Memorandum Account

If you have a Margin Account, this is a combined statement of your Margin Account and Special Memorandum Account maintained for you under Section 220.5 of Regulation T issued by the Board of Governors of the Federal Reserve System. The permanent record of the Special Memorandum Account as required by Regulation T is available for your inspection at your request.

### Important Information About Auction Rate Securities

Due to market conditions, certain Auction Rate Securities experience no or limited liquidity. Therefore, the price(s) for any Auction Rate Securities shown on this statement may not reflect the price(s) you would receive upon a sale at auction or in a secondary market transaction, and are not an indication of any offer to purchase at such price.

### Structured Products

Structured Products are complex products and may be subject to special risks. Investors should consider the concentration risk of owning the related security and their total exposure to any underlying asset. Structured Products may not perform in a manner consistent with the statement product category in which they appear and therefore may not satisfy portfolio asset allocation needs for that category.

### Security Measures

This statement features several embedded security elements to safeguard its authenticity. One is a unique security mark--a blue rectangle printed in heat-sensitive ink on the back of every page. When exposed to warmth, the blue rectangle will disappear, and then reappear.

### SIPC Protection

We are a member of Securities Investor Protection Corporation (SIPC), which protects securities of its customers up to \$500,000 (including \$250,000 for claims for cash). An explanatory brochure is available

upon request or at [www.sipc.org](http://www.sipc.org). Losses due to market fluctuation are not protected by SIPC and assets not held with us may not be covered by SIPC protection. To obtain information about SIPC, including an explanatory SIPC brochure, contact SIPC at 1-202-371-8300 or visit [www.sipc.org](http://www.sipc.org).

### Transaction Dates and Conditions

Upon written request, we will furnish the date and time of a transaction and the name of the other party to a transaction. We and/or our affiliates may accept benefits that constitute payment for order flow. Details regarding these benefits and the source and amount of any other remuneration received or to be received by us in connection with any transaction will be furnished upon written request.

### Equity Research Ratings Definitions and Consulting Group Investment Advisory Statuses


Some equity securities may have research ratings from Morgan Stanley & Co. LLC or Standard & Poor's. Research ratings are the research providers' opinions and not representations or guarantees of performance. For more information about each research provider's rating system, see the Research Ratings and CG IAR Status Definitions on your most recent June or December statement (or your first statement if you have not received a statement for those months), go to [www.morganstanley.com/online](http://www.morganstanley.com/online) or refer to the research provider's research report. Research reports contain more complete information concerning the analyst's views and you should read the entire research report and not infer its contents from the rating alone. If your account contains an advisory component or is an advisory account, CG IAR statuses apply.

### Credit Ratings from Moody's Investors Service and Standard & Poor's

The credit rating from Moody's Investors Service and Standard & Poor's may be shown for certain securities. All credit ratings represent the opinions of the provider and are not representations or guarantees of performance. Your Financial Advisor will be pleased to provide you with further information or assistance in interpreting these credit ratings.

Revised 08/2014





**This page intentionally left blank**



**CLIENT STATEMENT** | For the Period October 1-31, 2014

**STATEMENT FOR:**

ROSEMONT SENECA BOHAI, LLC  
C/O DEVON ARCHER

**TOTAL VALUE OF YOUR ACCOUNT** (as of 10/31/14)

**\$2,241,632.85**

*Includes Accrued Interest*

*Morgan Stanley Private Wealth Management, a division of Morgan Stanley Smith Barney LLC.  
Member SIPC.*

**Your Private Wealth Advisor Team**

SCHATZ/MOYE/MARKEY/FINNEG  
212-296-6000

**Your Branch**

522 FIFTH AVENUE  
NEW YORK, NY 10036  
Telephone: 212-296-6000; Alt. Phone: 800-419-2861; Fax: 212-296-6320

#BWNJGWM

ROSEMONT SENECA BOHAI, LLC  
C/O DEVON ARCHER  
152 W 57TH ST  
47TH FL  
NEW YORK NY 10019-3480

**Client Service Center** (24 Hours a Day; 7 Days a Week) : 800-668-8168  
+1 801-617-9179 (Int'l Collect)

**Access Your Account Online:** [www.morganstanley.com/PWM](http://www.morganstanley.com/PWM)

876 - 018483 - 380 - 1 - 0



Account Summary

Active Assets Account  
876-018483-380

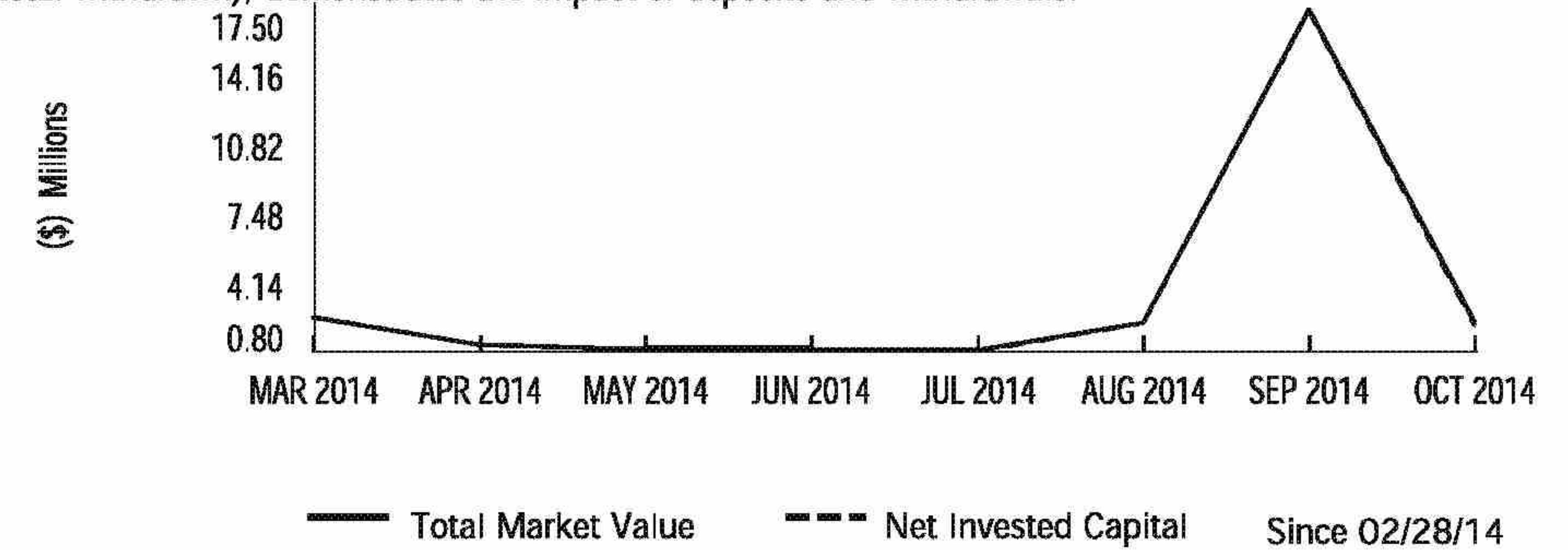
ROSEMONT SENECA BOHAI, LLC  
C/O DEVON ARCHER

CHANGE IN VALUE OF YOUR ACCOUNTS (includes accrued interest)

	This Period (10/1/14-10/31/14)	This Year (1/1/14-10/31/14)
<b>TOTAL BEGINNING VALUE</b>	<b>\$17,206,369.21</b>	—
Credits	198,123.93	20,129,531.33
Debits	(15,285,837.80)	(18,011,053.37)
Security Transfers	—	—
<b>Net Credits/Debits/Transfers</b>	<b>\$(15,087,713.87)</b>	<b>\$2,118,477.96</b>
<b>Change in Value</b>	<b>122,977.51</b>	<b>123,154.89</b>
<b>TOTAL ENDING VALUE</b>	<b>\$2,241,632.85</b>	<b>\$2,241,632.85</b>

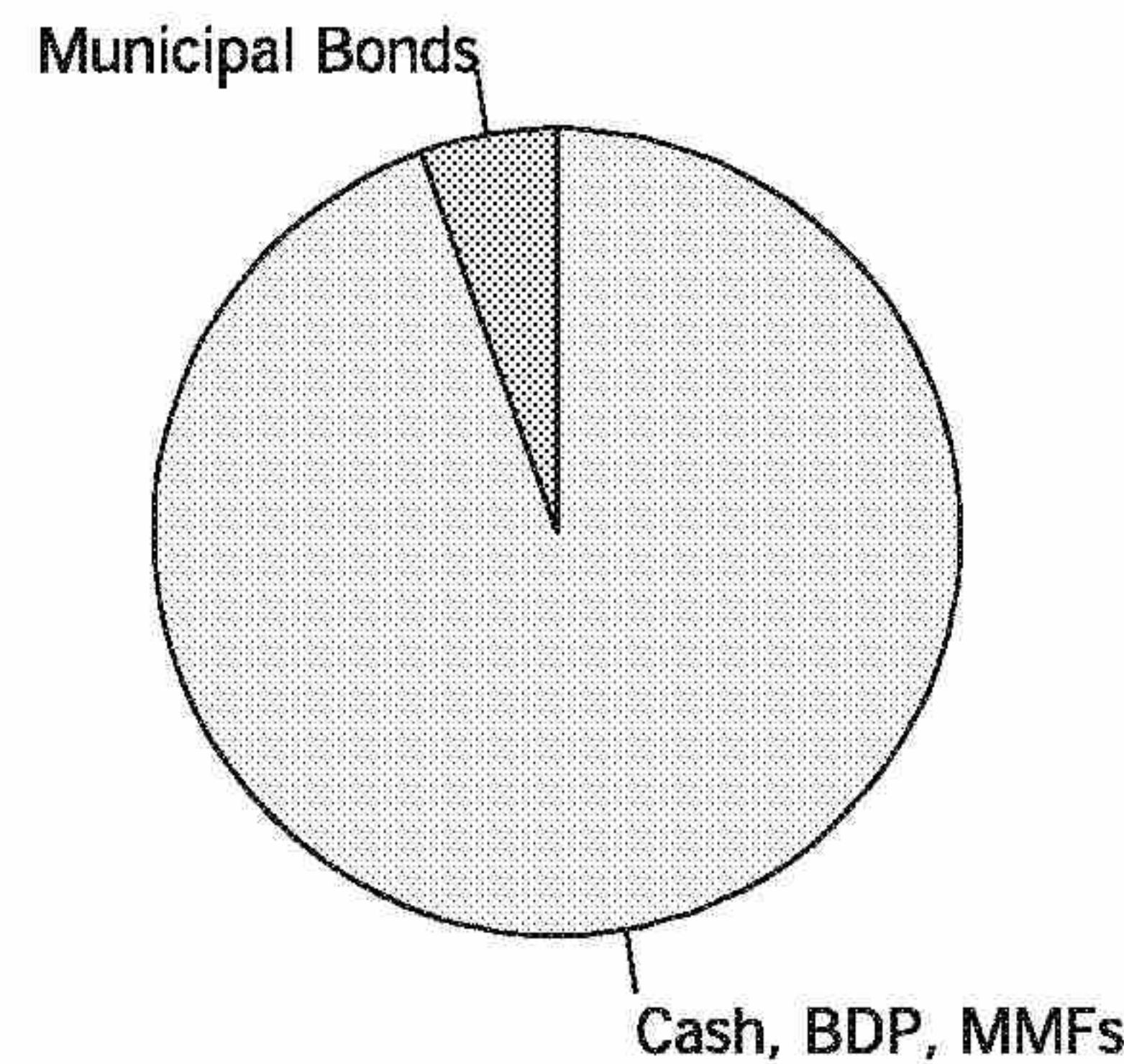
CHANGE IN VALUE OVER TIME

The display of market value (total account value) and net invested capital (total amount invested minus total withdrawn), demonstrates the impact of deposits and withdrawals.



This graph does not reflect corrections to Net Invested Capital or Market Value made subsequent to the dates depicted. It may exclude transactions in Annuities or positions where we are not the custodian, which could delay the reporting of Market Value or affect the Net Invested Capital.

ALLOCATION OF HOLDINGS



	Market Value	Percentage %
Cash, BDP, MMFs*	\$2,118,724.53	94.5
Municipal Bonds ^	122,908.32	5.5
<b>TOTAL VALUE^</b>	<b>\$2,241,632.85</b>	<b>100.0%</b>

This allocation represents holdings on a trade date basis, and projected settled Cash/BDP and MMF balances. These classifications are not intended to serve as a suitability analysis. \* FDIC rules apply and Bank Deposits are eligible for FDIC insurance but are not covered by SIPC. Cash and securities (including MMFs) are eligible for SIPC coverage. See Expanded Disclosures. ^ Includes Estimated Accrued Interest.



Account Summary

Active Assets Account  
876-018483-380

ROSEMONT SENECA BOHAI, LLC  
C/O DEVON ARCHER

BALANCE SHEET (^ includes accrued interest)

	Last Period (as of 9/30/14)	This Period (as of 10/31/14)
Cash, BDP, MMFs	\$17,218,869.21	\$2,118,724.53
Municipal Bonds ^	—	122,908.32
<b>Total Assets</b>	<b>\$17,218,869.21</b>	<b>\$2,241,632.85</b>
Cash, BDP, MMFs (Debit)	(12,500.00)	—
<b>Total Liabilities (outstanding balance)</b>	<b>\$(12,500.00)</b>	<b>—</b>
<b>TOTAL VALUE</b>	<b>\$17,206,369.21</b>	<b>\$2,241,632.85</b>

CASH FLOW

	This Period (10/1/14-10/31/14)	This Year (1/1/14-10/31/14)
<b>OPENING CASH, BDP, MMFs</b>	<b>\$17,206,369.21</b>	<b>—</b>
Income	69.19	246.57
<b>Total Investment Related Activity</b>	<b>\$69.19</b>	<b>\$246.57</b>
Electronic Transfers-Credits	198,123.93	20,129,531.33
Electronic Transfers-Debits	(15,214,500.00)	(17,681,550.36)
Other Debits	—	(25.00)
<b>Total Cash Related Activity</b>	<b>\$(15,016,376.07)</b>	<b>\$2,447,955.97</b>
Debit Card	—	(32.45)
Checks Written	(6,850.00)	(66,294.50)
Automated Payments	(64,487.80)	(263,151.06)
<b>Total Card/Check Activity</b>	<b>\$(71,337.80)</b>	<b>\$(329,478.01)</b>
<b>CLOSING CASH, BDP, MMFs</b>	<b>\$2,118,724.53</b>	<b>\$2,118,724.53</b>

INCOME AND DISTRIBUTION SUMMARY

	This Period (10/1/14-10/31/14)	This Year (1/1/14-10/31/14)
Interest	\$69.19	\$246.57
<b>Total Taxable Income And Distributions</b>	<b>\$69.19</b>	<b>\$246.57</b>
<b>Total Tax-Exempt Income</b>	<b>—</b>	<b>—</b>
<b>TOTAL INCOME AND DISTRIBUTIONS</b>	<b>\$69.19</b>	<b>\$246.57</b>

GAIN/(LOSS) SUMMARY

	Realized This Period (10/1/14-10/31/14)	Realized This Year (1/1/14-10/31/14)	Unrealized Inception to Date (as of 10/31/14)
<b>TOTAL GAIN/(LOSS)</b>	<b>—</b>	<b>—</b>	<b>—</b>

The Gain/(Loss) Summary, which may change due to basis adjustments, is provided for informational purposes and should not be used for tax preparation. Refer to Gain/(Loss) in the Expanded Disclosures.

Taxable and tax exempt income classifications are based on the characteristics of the underlying securities and not the taxable status of the account.



Account Detail

Active Assets Account  
876-018483-380

ROSEMONT SENECA BOHAI, LLC  
C/O DEVON ARCHER

Investment Objectives†: Capital Appreciation, Aggressive Income

Brokerage Account

† Inform us if your investment objectives, as defined in the Expanded Disclosures, change.

HOLDINGS

This section reflects positions purchased/sold on a trade date basis, and includes positions purchased and omits positions sold in the current month. "Market Value" and "Unrealized Gain/(Loss)" are representative values as of the last business day of the statement period and may not reflect the value that could be obtained in the market. Fixed Income securities are sorted by maturity or pre-refunding date, and alphabetically within date. Estimated Annual Income (EAI) is calculated on a pre-tax basis and does not include any reduction for applicable non-US withholding taxes, if any. EAI for certain securities may include return of principal or capital gains which could overstate such estimates. For securities that have a defined maturity date within the next 12 months, EAI is reflected only through maturity date. Actual income or yield may be lower or higher than the estimates. Estimated yield reflects only the income generated by an investment, and does not reflect changes in its price. Structured products, identified in the Security Description column, appear in various statement product categories. When displayed, accrued interest, annual income and yield for structured products with a contingent income feature (such as Range Accrual Notes or Contingent Income Notes) are estimates and assume specified accrual conditions are met during the relevant period and payment in full of all contingent interest. For Floating Rate Securities, the accrued interest, annual income and yield are estimates based on the current floating coupon rate and may not reflect historic rates within the accrual period. Treasury regulations require that we report on Form 1099-B, after the close of the tax year, your adjusted cost basis on the sale of covered securities acquired on or after January 1, 2011, and classify the gain or loss as either long-term or short-term. These regulations also require that we make basis adjustments on covered securities due to wash sales, certain corporate actions and transfers by gift or inheritance, which will be reflected on your Form 1099-B. Cost basis is reflected on statements for informational purposes and should not be used in the preparation of your income tax returns. Refer to the Expanded Disclosures for additional information.

CASH, BANK DEPOSIT PROGRAM AND MONEY MARKET FUNDS

Cash, Bank Deposit Program, and Money Market Funds are generally displayed on a settlement date basis. You have the right to instruct us to liquidate your bank deposit balance(s) or shares of any money market fund balance(s) at any time and have the proceeds of such liquidation remitted to you. Estimated Annual Income, Accrued Interest, and APY% will only be displayed for fully settled positions.

Description	Value	Estimated Annual Income	7-Day Current Yield %	Annual Percentage Yield %
MORGAN STANLEY BANK N.A. #	\$1,873,719.16	\$375.00	—	0.020
MORGAN STANLEY PRIVATE BANK NA #	245,005.37	49.00	—	0.020

	Percentage of Assets %	Market Value	Estimated Annual Income Accrued Interest
CASH, BDP, AND MMFs	94.5%	\$2,118,724.53	\$424.00 \$0.00

# Bank Deposits are held at either: (1) Morgan Stanley Bank, N.A., and/or Morgan Stanley Private Bank, National Association, affiliates of Morgan Stanley Smith Barney LLC, or (2) Citibank, N.A., each a national bank and FDIC member.

MUNICIPAL BONDS

Security Description	Trade Date	Face Value	Orig. Unit Cost Adj. Unit Cost	Orig. Total Cost Adj. Total Cost	Market Value	Unrealized Gain/(Loss)	Estimated Annual Income Accrued Interest	Yield %
WAKPAMNI LAKE SD CMNTY CORP SPL LIMITED REVENUE CUSIP 931130AC2	—	15,000,000.000	—	Please Provide	N/A	N/A	\$122,908.32	—

Unit Price: N/A; Coupon Rate 6.020%; Matures 10/01/2021; Interest Paid Annually Oct 01; First Coupon 10/01/15; Subject to Federal Tax; Issued 09/12/14; In Safekeeping: 15,000,000.000



Account Detail

Active Assets Account  
876-018483-380

ROSEMONT SENECA BOHAI, LLC  
C/O DEVON ARCHER

	Face Value Percentage of Assets %	Orig. Total Cost Adj. Total Cost	Market Value	Unrealized Gain/(Loss)	Estimated Annual Income Accrued Interest	Yield %
MUNICIPAL BONDS	15,000,000.000	\$0.00 \$0.00	\$0.00	\$0.00 ST	\$0.00 \$122,908.32	—
TOTAL MUNICIPAL BONDS (incl. accr. int.)	5.5%		\$122,908.32			
	Percentage of Assets %	Total Cost	Market Value	Unrealized Gain/(Loss)	Estimated Annual Income Accrued Interest	Yield %
TOTAL MARKET VALUE	100.0%	\$0.00	\$2,118,724.53	\$0.00 ST	\$424.00 \$122,908.32	0.02%

TOTAL VALUE (includes accrued interest) **\$2,241,632.85**

Unrealized Gain/(Loss) totals only reflect positions that have cost basis and/or market value information available. Cash, MMF, Deposits and positions stating 'Please Provide' are not included.

ACTIVITY

CASH FLOW ACTIVITY BY DATE

Transaction Settlement							
Date	Date	Activity Type	Description	Comments	Quantity	Price	Credits/(Debits)
2/10	10/6	Check	DIMITRIY DOROGAN	Check # 1004			\$(850.00)
10/1	10/6	Check	GG REALTY INC	Check # 1003			(6,000.00)
10/1	10/1	Funds Transferred	WIRED FUNDS SENT	BENE: WAKPAMNI TOWN CENTER 211 ACCT: XXXXXXXX7365			(15,000,000.00)
10/7	10/7	Funds Received	WIRED FUNDS RECEIVED	AS PRIVATBANK BURISMA HOLDINGS LIMITED			28,913.89
10/7	10/7	Funds Received	WIRED FUNDS RECEIVED	AS PRIVATBANK BURISMA HOLDINGS LIMITED			2,543.38
10/7	10/7	Funds Transferred	WIRED FUNDS SENT	BENE: ROBERT BIDEN ACCT: XXXXX5452			(20,000.00)
10/9	10/9	Automated Payment	BANK OF THE WEST IC PAYMENT	AUTOMATIC BILL PAYMENT			(1,326.48)
10/10	10/10	Funds Transferred	WIRED FUNDS SENT	BENE: ROBERT BIDEN ACCT: XXXXX5452			(20,000.00)
10/15	10/15	Funds Received	WIRED FUNDS RECEIVED	AS PRIVATBANK BURISMA HOLDINGS LIMITED			83,333.33
10/15	10/15	Funds Received	WIRED FUNDS RECEIVED	AS PRIVATBANK BURISMA HOLDINGS LIMITED			83,333.33
10/15	10/15	Online Transfer	FUNDS TRANSFERRED	CONFIRMATION # 26521708 TO 876-019755			(18,000.00)
10/17	10/17	Online Transfer	FUNDS TRANSFERRED	CONFIRMATION # 26750982 TO 876-019755			(5,000.00)



Account Detail

Active Assets Account  
876-018483-380

ROSEMONT SENECA BOHAI, LLC  
C/O DEVON ARCHER

CASH FLOW ACTIVITY BY DATE (CONTINUED)

Transaction Settlement							
Date	Date	Activity Type	Description	Comments	Quantity	Price	Credits/(Debits)
10/20	10/20	Funds Transferred	WIRED FUNDS SENT	BENE: MATTHEW AND KERRY SHIMAI ACCT: XXXXX8124			(50,000.00)
10/20	10/20	Online Transfer	FUNDS TRANSFERRED	CONFIRMATION # 26866655 TO 876-019755			(1,500.00)
10/22	10/22	Automated Payment	AMEX EPayment ACH PMT	AUTOMATIC BILL PAYMENT			(60,161.32)
10/22	10/22	Funds Transferred	WIRED FUNDS SENT	BENE: ROBERT BIDEN ACCT: XXXXX0876			(10,000.00)
10/24	10/24	Transfer into Account	WAKPAMNI LAKE BE 6020 210C01		15,000,000.000		0.00
10/24	10/24	Funds Transferred	WIRED FUNDS SENT	BENE: AMERICAN OFFROAD LLC ACCT: XXXXXXXX2080			(10,000.00)
10/27	10/27	Funds Transferred	WIRED FUNDS SENT	BENE: ROSEMONT CAPITAL LLC ACCT: XXX9349			(50,000.00)
10/27	10/27	Funds Transferred	WIRED FUNDS SENT	BENE: ROBERT BIDEN ACCT: XXXXX5452			(20,000.00)
10/28	10/28	Online Transfer	FUNDS TRANSFERRED	CONFIRMATION # 27562915 TO 876-019755			(10,000.00)
10/30	10/30	Automated Payment	BANK OF AMERICA ONLINE PMT	AUTOMATIC BILL PAYMENT			(3,000.00)
10/31	10/31	Interest Income	MORGAN STANLEY BANK N.A. (Period 10/01-10/31)				63.82
10/31	10/31	Interest Income	MORGAN STANLEY PRIVATE BANK NA (Period 10/01-10/31)				5.37
<b>NET CREDITS/(DEBITS)</b>							<b>\$(15,087,644.68)</b>

DEBIT CARD & CHECKING ACTIVITY

CHECKS WRITTEN

Date Written	Date Paid	Check Number	Activity Type	Payee	Expense Category	Credits/(Debits)
10/1	10/6	1003	Check	GG REALTY INC		\$(6,000.00)
2/10	10/6	1004	Check	DIMITRIY DOROGAN		(850.00)
<b>TOTAL CHECKS WRITTEN</b>						<b>\$(6,850.00)</b>



## Account Detail

Active Assets Account  
876-018483-380ROSEMONT SENECA BOHAI, LLC  
C/O DEVON ARCHER

## DEBIT CARD &amp; CHECKING ACTIVITY

## AUTOMATED PAYMENTS

*Bill pay and other electronic activity, which may include checks you wrote that were processed by Automated Clearing House processing.*

Date of Payment	Date Paid	Activity Type	Payee	Credits/(Debits)
10/9	10/9	Automated Payment	BANK OF THE WEST IC PAYMENT	\$(1,326.48)
10/22	10/22	Automated Payment	AMEX EPayment ACH PMT	(60,161.32)
10/30	10/30	Automated Payment	BANK OF AMERICA ONLINE PMT	(3,000.00)
<b>TOTAL AUTOMATED PAYMENTS</b>				<b>\$(64,487.80)</b>

## MONEY MARKET FUND (MMF) AND BANK DEPOSIT PROGRAM ACTIVITY

Date	Activity Type	Description	Credits/(Debits)
10/1	Automatic Redemption	BANK DEPOSIT PROGRAM	\$(12,500.00)
10/2	Automatic Redemption	BANK DEPOSIT PROGRAM	(15,000,000.00)
10/6	Automatic Redemption	BANK DEPOSIT PROGRAM	(6,850.00)
10/7	Automatic Investment	BANK DEPOSIT PROGRAM	31,457.27
10/8	Automatic Redemption	BANK DEPOSIT PROGRAM	(20,000.00)
10/9	Automatic Redemption	BANK DEPOSIT PROGRAM	(1,326.48)
10/14	Automatic Redemption	BANK DEPOSIT PROGRAM	(20,000.00)
10/15	Automatic Investment	BANK DEPOSIT PROGRAM	148,666.66
10/17	Automatic Redemption	BANK DEPOSIT PROGRAM	(5,000.00)
10/20	Automatic Redemption	BANK DEPOSIT PROGRAM	(1,500.00)
10/21	Automatic Redemption	BANK DEPOSIT PROGRAM	(50,000.00)
10/22	Automatic Redemption	BANK DEPOSIT PROGRAM	(60,161.32)
10/23	Automatic Redemption	BANK DEPOSIT PROGRAM	(10,000.00)
10/27	Automatic Redemption	BANK DEPOSIT PROGRAM	(10,000.00)
10/28	Automatic Redemption	BANK DEPOSIT PROGRAM	(70,000.00)
10/29	Automatic Redemption	BANK DEPOSIT PROGRAM	(10,000.00)
10/30	Automatic Redemption	BANK DEPOSIT PROGRAM	(3,000.00)
10/31	Automatic Investment	BANK DEPOSIT PROGRAM	63.82
10/31	Automatic Investment	BANK DEPOSIT PROGRAM	5.37
<b>NET ACTIVITY FOR PERIOD</b>			<b>\$(15,100,144.68)</b>



Account Detail

Active Assets Account  
876-018483-380

ROSEMONT SENECA BOHAI, LLC  
C/O DEVON ARCHER

**COPIES OF THIS STATEMENT HAVE ALSO BEEN SENT TO:**

LOUIS PLUNG AND COMPANY, LLP



## Standard Disclosures

The following Disclosures are applicable to the enclosed statement(s). Expanded Disclosures are attached to your most recent June and December statement (or your first Statement if you have not received a statement for those months). The Expanded Disclosures are also available by selecting Account Documents when you log on to [www.morganstanley.com/online](http://www.morganstanley.com/online) or, call 800-869-3326.

### Questions?

Questions regarding your account may be directed to your Financial Advisor or the Branch Manager for the branch office where you maintain your account. If you require further assistance, call Client Service Center at (800) 869-3326 or for account-related concerns call our Client Advocate at (866) 227-2256.

### Errors and Inquiries

It is your responsibility to review your statement promptly and to seek immediate clarification about entries that you do not understand or believe were made in error by contacting the Branch Manager of the office where you maintain your account. Oral communications regarding any inaccuracy or discrepancy in this statement should be re-confirmed in writing to further protect your rights, including rights under the Securities Investor Protection Act (SIPA). Your statement will be deemed correct unless we receive a written inquiry of a suspected error. See your account documentation for special rules regarding your rights and responsibilities with respect to erroneous electronic fund transfers, including a description of the transfers covered.

### Availability of Free Credit Balances and Financial Statements

Under the customer protection rules of the SEC [17 CFR §240.15c3-3], we may use funds comprising free credit balances carried for customer accounts here, provided that these funds are payable to customers on demand (i.e., are free of a lien or right of set-off in our favor or on behalf of some third party to whom you have given control). A financial statement of this organization is available for your personal inspection at its offices, or a copy will be mailed to you upon your written request.

### Listed Options

Information with respect to commissions and other charges related to the execution of options transactions has been included in confirmations of such transactions previously furnished to you and such information will be made available to you promptly at your request. Promptly advise us of any material change in your investment objectives or financial situation.

### Important Information if you are a Margin Customer (not available for certain retirement accounts)

If you have margin privileges, you may borrow money from us in exchange for pledging assets in your accounts as collateral for any outstanding margin loan. The amount you may borrow is based on the

value of the eligible securities in your margin accounts. If a security has eligible shares, the number of shares pledged as collateral will be indicated below the position.

### Margin Interest Charges

We calculate interest charges on margin loans as follows: (1) multiply the applicable margin interest rate by the daily close of business net settled debit balance, and (2) divide by 360 (days). Margin interest accrues daily throughout the month and is added to your debit balance at month-end. The month-end interest charge is the sum of the daily accrued interest calculations for the month. We add the accrued interest to your debit balance and start a new calculation each time the applicable interest rate changes and at the close of every statement month. For current margin loan interest rates, go to [www.morganstanley.com/online/MIRates](http://www.morganstanley.com/online/MIRates).

### Information regarding Special Memorandum Account

If you have a Margin Account, this is a combined statement of your Margin Account and Special Memorandum Account maintained for you under Section 220.5 of Regulation T issued by the Board of Governors of the Federal Reserve System. The permanent record of the Special Memorandum Account as required by Regulation T is available for your inspection at your request.

### Important Information About Auction Rate Securities

Due to market conditions, certain Auction Rate Securities experience no or limited liquidity. Therefore, the price(s) for any Auction Rate Securities shown on this statement may not reflect the price(s) you would receive upon a sale at auction or in a secondary market transaction, and are not an indication of any offer to purchase at such price.

### Structured Products

Structured Products are complex products and may be subject to special risks. Investors should consider the concentration risk of owning the related security and their total exposure to any underlying asset. Structured Products may not perform in a manner consistent with the statement product category in which they appear and therefore may not satisfy portfolio asset allocation needs for that category.

### Security Measures

This statement features several embedded security elements to safeguard its authenticity. One is a unique security mark--a blue rectangle printed in heat-sensitive ink on the back of every page. When exposed to warmth, the blue rectangle will disappear, and then reappear.

### SIPC Protection

We are a member of Securities Investor Protection Corporation (SIPC), which protects securities of its customers up to \$500,000 (including \$250,000 for claims for cash). An explanatory brochure is available

upon request or at [www.sipc.org](http://www.sipc.org). Losses due to market fluctuation are not protected by SIPC and assets not held with us may not be covered by SIPC protection. To obtain information about SIPC, including an explanatory SIPC brochure, contact SIPC at 1-202-371-8300 or visit [www.sipc.org](http://www.sipc.org).

### Transaction Dates and Conditions

Upon written request, we will furnish the date and time of a transaction and the name of the other party to a transaction. We and/or our affiliates may accept benefits that constitute payment for order flow. Details regarding these benefits and the source and amount of any other remuneration received or to be received by us in connection with any transaction will be furnished upon written request.

### Equity Research Ratings Definitions and Consulting Group Investment Advisory Statuses


Some equity securities may have research ratings from Morgan Stanley & Co. LLC or Standard & Poor's. Research ratings are the research providers' opinions and not representations or guarantees of performance. For more information about each research provider's rating system, see the Research Ratings and CG IAR Status Definitions on your most recent June or December statement (or your first statement if you have not received a statement for those months), go to [www.morganstanley.com/online](http://www.morganstanley.com/online) or refer to the research provider's research report. Research reports contain more complete information concerning the analyst's views and you should read the entire research report and not infer its contents from the rating alone. If your account contains an advisory component or is an advisory account, CG IAR statuses apply.

### Credit Ratings from Moody's Investors Service and Standard & Poor's

The credit rating from Moody's Investors Service and Standard & Poor's may be shown for certain securities. All credit ratings represent the opinions of the provider and are not representations or guarantees of performance. Your Financial Advisor will be pleased to provide you with further information or assistance in interpreting these credit ratings.

Revised 08/2014





**This page intentionally left blank**



**CLIENT STATEMENT** | For the Period November 1-30, 2014

**STATEMENT FOR:**

ROSEMONT SENECA BOHAI, LLC  
C/O DEVON ARCHER

**TOTAL VALUE OF YOUR ACCOUNT** (as of 11/30/14)

*Includes Accrued Interest*

**\$19,005,807.99**

*Morgan Stanley Private Wealth Management, a division of Morgan Stanley Smith Barney LLC.  
Member SIPC.*

**Your Private Wealth Advisor Team**

WOOL/NILES  
212-893-6507

**Your Branch**

399 PARK AVE 12TH FL  
NEW YORK, NY 10022  
Telephone: 212-893-6300; Alt. Phone: 800-223-0270; Fax: 212-893-6301

#BWNJGWM

ROSEMONT SENECA BOHAI, LLC  
C/O DEVON ARCHER  
152 W 57TH ST  
47TH FL  
NEW YORK NY 10019-3480

**Client Service Center** (24 Hours a Day; 7 Days a Week) : 800-668-8168  
+1 801-617-9179 (Int'l Collect)

**Access Your Account Online:** [www.morganstanley.com/PWM](http://www.morganstanley.com/PWM)

654 - 028319 - 041 - 1 - 0



## Account Summary

Active Assets Account  
654-028319-041

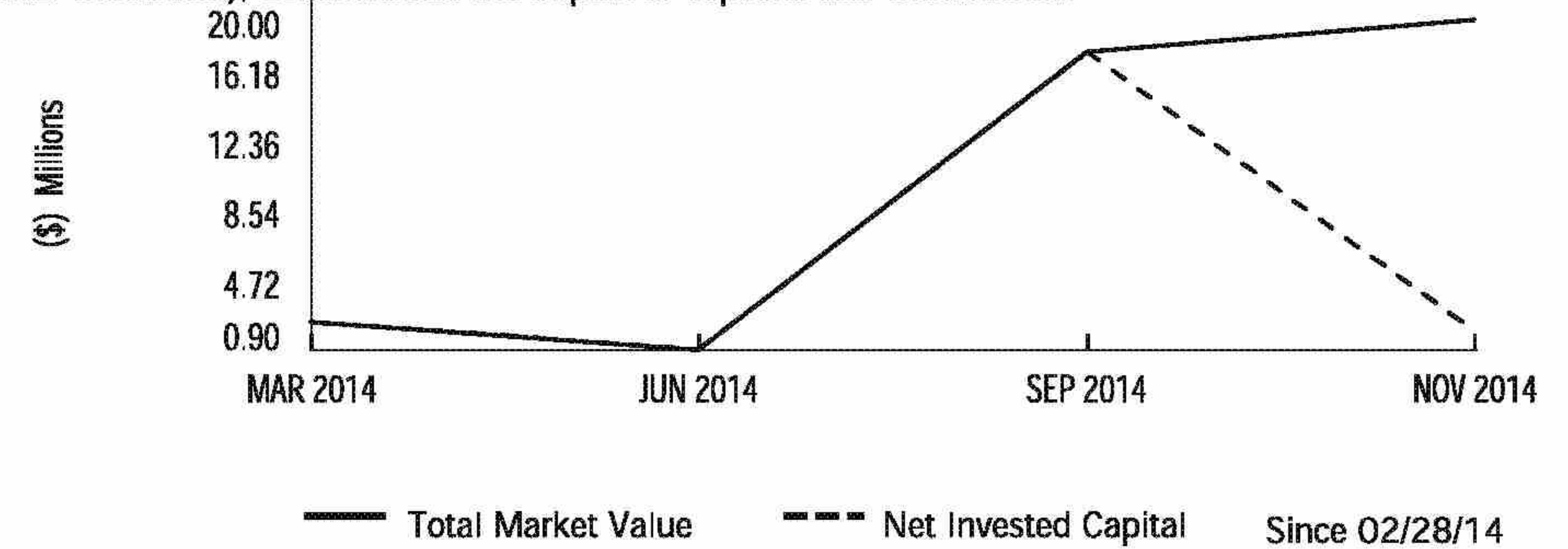
ROSEMONT SENECA BOHAI, LLC  
C/O DEVON ARCHER

### CHANGE IN VALUE OF YOUR ACCOUNTS (includes accrued interest)

	This Period (11/1/14-11/30/14)	This Year (1/1/14-11/30/14)
<b>TOTAL BEGINNING VALUE</b>	<b>\$2,241,632.85</b>	—
Credits	2,764,078.98	22,893,610.31
Debits	(2,877,070.44)	(20,888,123.81)
Security Transfers	—	—
<b>Net Credits/Debits/Transfers</b>	<b>\$(112,991.46)</b>	<b>\$2,005,486.50</b>
<b>Change in Value</b>	<b>16,877,166.60</b>	<b>17,000,321.49</b>
<b>TOTAL ENDING VALUE</b>	<b>\$19,005,807.99</b>	<b>\$19,005,807.99</b>

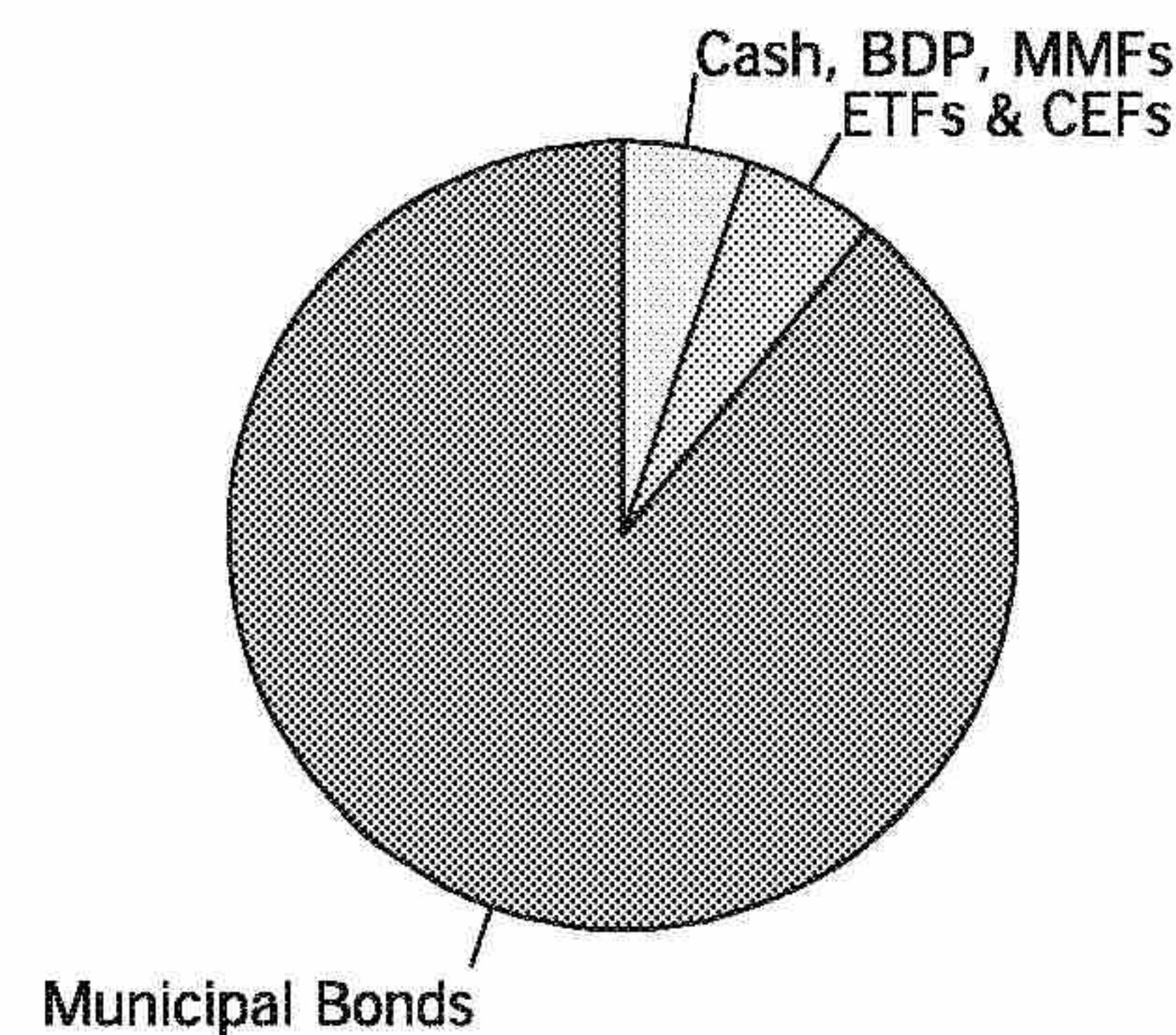
### CHANGE IN VALUE OVER TIME

The display of market value (total account value) and net invested capital (total amount invested minus total withdrawn), demonstrates the impact of deposits and withdrawals.



This graph does not reflect corrections to Net Invested Capital or Market Value made subsequent to the dates depicted. It may exclude transactions in Annuities or positions where we are not the custodian, which could delay the reporting of Market Value or affect the Net Invested Capital.

### ALLOCATION OF HOLDINGS



	Market Value	Percentage %
Cash, BDP, MMFs*	\$981,041.97	5.2
ETFs & CEFs	1,041,266.00	5.5
Municipal Bonds ^	16,983,500.02	89.4
<b>TOTAL VALUE^</b>	<b>\$19,005,807.99</b>	<b>100.0%</b>

This allocation represents holdings on a trade date basis, and projected settled Cash/BDP and MMF balances. These classifications are not intended to serve as a suitability analysis. \* FDIC rules apply and Bank Deposits are eligible for FDIC insurance but are not covered by SIPC. Cash and securities (including MMFs) are eligible for SIPC coverage. See Expanded Disclosures. ^ Includes Estimated Accrued Interest.



Account Summary

Active Assets Account  
654-028319-041

ROSEMONT SENECA BOHAI, LLC  
C/O DEVON ARCHER

BALANCE SHEET (^ includes accrued interest)

	Last Period (as of 10/31/14)	This Period (as of 11/30/14)
Cash, BDP, MMFs	\$2,118,724.53	\$981,041.97
ETFs & CEFs	—	1,041,266.00
Municipal Bonds ^	122,908.32	16,983,500.02
<b>Total Assets</b>	<b>\$2,241,632.85</b>	<b>\$19,005,807.99</b>
<b>Total Liabilities</b> (outstanding balance)	—	—
<b>TOTAL VALUE</b>	<b>\$2,241,632.85</b>	<b>\$19,005,807.99</b>

CASH FLOW

	This Period (11/1/14-11/30/14)	This Year (1/1/14-11/30/14)
<b>OPENING CASH, BDP, MMFs</b>	<b>\$2,118,724.53</b>	—
Purchases	(1,024,761.25)	(1,024,761.25)
Income	70.15	316.72
<b>Total Investment Related Activity</b>	<b>\$(1,024,691.10)</b>	<b>\$(1,024,444.53)</b>
Electronic Transfers-Credits	767,179.66	20,896,710.99
Electronic Transfers-Debits	(724,227.61)	(18,405,777.97)
Other Credits	1,996,899.32	1,996,899.32
Other Debits	(1,996,899.32)	(1,996,924.32)
<b>Total Cash Related Activity</b>	<b>\$42,952.05</b>	<b>\$2,490,908.02</b>
Debit Card	—	(32.45)
Checks Written	(33,030.32)	(99,324.82)
Automated Payments	(122,913.19)	(386,064.25)
<b>Total Card/Check Activity</b>	<b>\$(155,943.51)</b>	<b>\$(485,421.52)</b>
<b>CLOSING CASH, BDP, MMFs</b>	<b>\$981,041.97</b>	<b>\$981,041.97</b>

INCOME AND DISTRIBUTION SUMMARY

	This Period (11/1/14-11/30/14)	This Year (1/1/14-11/30/14)
Interest	\$70.15	\$316.72
<b>Total Taxable Income And Distributions</b>	<b>\$70.15</b>	<b>\$316.72</b>
<b>Total Tax-Exempt Income</b>	—	—
<b>TOTAL INCOME AND DISTRIBUTIONS</b>	<b>\$70.15</b>	<b>\$316.72</b>

Taxable and tax exempt income classifications are based on the characteristics of the underlying securities and not the taxable status of the account.

GAIN/(LOSS) SUMMARY

	Realized This Period (11/1/14-11/30/14)	Realized This Year (1/1/14-11/30/14)	Unrealized Inception to Date (as of 11/30/14)
Short-Term Gain	—	—	\$16,504.75

The Gain/(Loss) Summary, which may change due to basis adjustments, is provided for informational purposes and should not be used for tax preparation. Refer to Gain/(Loss) in the Expanded Disclosures.



Account Detail

Active Assets Account  
654-028319-041

ROSEMONT SENECA BOHAI, LLC  
C/O DEVON ARCHER

Investment Objectives†: Capital Appreciation, Aggressive Income

Brokerage Account

† Inform us if your investment objectives, as defined in the Expanded Disclosures, change.

HOLDINGS

This section reflects positions purchased/sold on a trade date basis, and includes positions purchased and omits positions sold in the current month. "Market Value" and "Unrealized Gain/(Loss)" are representative values as of the last business day of the statement period and may not reflect the value that could be obtained in the market. Fixed Income securities are sorted by maturity or pre-refunding date, and alphabetically within date. Estimated Annual Income (EAI) is calculated on a pre-tax basis and does not include any reduction for applicable non-US withholding taxes, if any. EAI for certain securities may include return of principal or capital gains which could overstate such estimates. For securities that have a defined maturity date within the next 12 months, EAI is reflected only through maturity date. Actual income or yield may be lower or higher than the estimates. Estimated yield reflects only the income generated by an investment, and does not reflect changes in its price. Structured products, identified in the Security Description column, appear in various statement product categories. When displayed, accrued interest, annual income and yield for structured products with a contingent income feature (such as Range Accrual Notes or Contingent Income Notes) are estimates and assume specified accrual conditions are met during the relevant period and payment in full of all contingent interest. For Floating Rate Securities, the accrued interest, annual income and yield are estimates based on the current floating coupon rate and may not reflect historic rates within the accrual period. Treasury regulations require that we report on Form 1099-B, after the close of the tax year, your adjusted cost basis on the sale of covered securities acquired on or after January 1, 2011, and classify the gain or loss as either long-term or short-term. These regulations also require that we make basis adjustments on covered securities due to wash sales, certain corporate actions and transfers by gift or inheritance, which will be reflected on your Form 1099-B. Cost basis is reflected on statements for informational purposes and should not be used in the preparation of your income tax returns. Refer to the Expanded Disclosures for additional information.

CASH, BANK DEPOSIT PROGRAM AND MONEY MARKET FUNDS

Cash, Bank Deposit Program, and Money Market Funds are generally displayed on a settlement date basis. You have the right to instruct us to liquidate your bank deposit balance(s) or shares of any money market fund balance(s) at any time and have the proceeds of such liquidation remitted to you. Estimated Annual Income, Accrued Interest, and APY% will only be displayed for fully settled positions.

Description	Value	Estimated Annual Income	7-Day Current Yield %	Annual Percentage Yield %
MORGAN STANLEY BANK N.A. #	\$736,032.50	\$368.00	—	0.050
MORGAN STANLEY PRIVATE BANK NA #	245,009.47	123.00	—	0.050

	Percentage of Assets %	Market Value	Estimated Annual Income Accrued Interest
CASH, BDP, AND MMFs	5.2%	\$981,041.97	\$491.00 \$0.00

# Bank Deposits are held at either: (1) Morgan Stanley Bank, N.A., and/or Morgan Stanley Private Bank, National Association, affiliates of Morgan Stanley Smith Barney LLC, or (2) Citibank, N.A., each a national bank and FDIC member.

EXCHANGE-TRADED & CLOSED-END FUNDS

Security Description	Trade Date	Quantity	Unit Cost	Total Cost	Market Value	Unrealized Gain/(Loss)	Estimated Annual Income	Dividend Yield %
CONS DISCRET SEL SECT SPDR FD (XLY)	11/19/14	4,850.000	\$70.241	\$340,667.19	\$348,278.50	\$7,611.31 ST	\$4,414.00	1.26
Share Price: \$71.810; Next Dividend Payable 12/2014								
HEALTH CARE SEL SECT SPDR FD (XLV)	11/19/14	4,950.000	69.000	341,550.17	344,569.50	3,019.33 ST	4,391.00	1.27
Share Price: \$69.610; Next Dividend Payable 12/2014								



Account Detail

Active Assets Account  
654-028319-041

ROSEMONT SENECA BOHAI, LLC  
C/O DEVON ARCHER

EXCHANGE-TRADED & CLOSED-END FUNDS (CONTINUED)

Security Description	Trade Date	Quantity	Unit Cost	Total Cost	Market Value	Unrealized Gain/(Loss)	Estimated Annual Income	Dividend Yield %
THE TECHNOLOGY SEL SEC SPDR FD (XLK)	11/19/14	8,200.000	41.774	342,543.89	348,418.00	5,874.11 ST	5,560.00	1.59
<i>Share Price: \$42.490; Next Dividend Payable 12/2014</i>								
		Percentage of Assets %		Total Cost	Market Value	Unrealized Gain/(Loss)	Estimated Annual Income Accrued Interest	Yield %
EXCHANGE-TRADED & CLOSED-END FUNDS		5.5%		\$1,024,761.25	\$1,041,266.00	\$16,504.75 ST	\$14,365.00 \$0.00	1.38%

MUNICIPAL BONDS

Security Description	Trade Date	Face Value	Orig. Unit Cost Adj. Unit Cost	Orig. Total Cost Adj. Total Cost	Market Value	Unrealized Gain/(Loss)	Estimated Annual Income Accrued Interest	Yield %
WAKPAMNI LAKE SD CMNTY CORP SPL LIMITED REVENUE CUSIP 931130AC2	—	15,000,000.000	—	Please Provide	\$16,787,850.00	N/A	\$903,000.00 \$195,650.02	5.37
<i>Unit Price: \$111.919; Coupon Rate 6.020%; Matures 10/01/2021; Interest Paid Annually Oct 01; Yield to Maturity 4.008%; First Coupon 10/01/15; Subject to Federal Tax; Issued 09/12/14; In Safekeeping: 15,000,000.000</i>								
		Face Value Percentage of Assets %		Orig. Total Cost Adj. Total Cost	Market Value	Unrealized Gain/(Loss)	Estimated Annual Income Accrued Interest	Yield %
MUNICIPAL BONDS		15,000,000.000		\$0.00 \$0.00	\$16,787,850.00	\$0.00 ST	\$903,000.00 \$195,650.02	5.38%
TOTAL MUNICIPAL BONDS (incl. accr. int.)		89.4%			\$16,983,500.02			
		Percentage of Assets %		Total Cost	Market Value	Unrealized Gain/(Loss)	Estimated Annual Income Accrued Interest	Yield %
TOTAL MARKET VALUE		100.0%		\$1,024,761.25	\$18,810,157.97	\$16,504.75 ST	\$917,856.00 \$195,650.02	4.83%

TOTAL VALUE (includes accrued interest)

\$19,005,807.99

*Unrealized Gain/(Loss) totals only reflect positions that have cost basis and/or market value information available. Cash, MMF, Deposits and positions stating 'Please Provide' are not included.*



Account Detail

Active Assets Account  
654-028319-041

ROSEMONT SENECA BOHAI, LLC  
C/O DEVON ARCHER

ACTIVITY

CASH FLOW ACTIVITY BY DATE

Transaction Settlement							
Date	Date	Activity Type	Description	Comments	Quantity	Price	Credits/(Debits)
10/22	11/17	Check	THE WOLFF LAW FIRM	Check # 1005			\$(3,779.38)
11/3	11/6	Check - Adjustment	AU PAIR IN AMERICA				78.30
11/3	11/5	Check	AU PAIR IN AMERICA	Check # 1007			(78.30)
11/4	11/4	Funds Transferred	WIRED FUNDS SENT	BENE: HEARTLAND BUSINESS CREDI ACCT: XXXXX9395			(7,914.61)
11/6	11/6	Check	AU PAIR IN AMERICA ENB1106	Check # 1007			(7,830.00)
11/10	11/10	Funds Received	WIRED FUNDS RECEIVED	JPMORGAN CHASE BANK THORSDALE FIDUCIARY AND GUARAN			600,513.00
11/10	11/10	Funds Transferred	WIRED FUNDS SENT	BENE: ANDREW GODFREY ACCT: XXXXXXXX6365			(50,000.00)
11/10	11/10	Funds Transferred	WIRED FUNDS SENT	BENE: ROBERT BIDEN ACCT: XXXXX5452			(20,000.00)
11/10	11/10	Funds Transferred	WIRED FUNDS SENT	BENE: ELEVATIONS URBAN LANDSCA ACCT: XXXXX0260			(1,300.00)
11/12	11/12	Automated Payment	BANK OF THE WEST IC PAYMENT	AUTOMATIC BILL PAYMENT			(1,326.48)
11/12	11/18	Check	SMART TUITION	Check # 1008			(6,420.94)
11/12	11/12	Funds Transferred	WIRED FUNDS SENT	BENE: CRONE KLINE RINDE LLP ACCT: XXXXXX5785			(600,513.00)
11/12	11/12	Funds Transferred	WIRED FUNDS SENT	BENE: BGW CONSULTING CORP ACCT: XXXXXXXX2981			(10,500.00)
11/12	11/12	Funds Transferred	WIRED FUNDS SENT	BENE: BGW CONSULTING CORP INC ACCT: XXXXXXXX2981			(8,000.00)
11/13	11/13	Automated Payment	WU:Caliber WU:Caliber	AUTOMATIC BILL PAYMENT			(14,954.12)
11/17	11/17	Other Credits	BANK DEPOSIT PROGRAM		1,996,899.320		1,996,899.32
11/17	11/17	Other Debits	BANK DEPOSIT PROGRAM		1,996,899.320		(1,996,899.32)
11/18	11/18	Funds Received	WIRED FUNDS RECEIVED	AS PRIVATBANK BURISMA HOLDINGS LIMITED			83,333.33
11/18	11/18	Funds Received	WIRED FUNDS RECEIVED	AS PRIVATBANK BURISMA HOLDINGS LIMITED			83,333.33
11/19	11/19	Automated Payment	AMEX EPayment ACH PMT	AUTOMATIC BILL PAYMENT			(106,632.59)
11/19	11/20	Check	NEIL CALLAHAN	Check # 1009			(15,000.00)
11/19	11/24	Bought	THE TECHNOLOGY SEL SEC SPDR FD	ACTED AS AGENT	8,200.000	41.3657	(342,543.89)
11/19	11/24	Bought	HEALTH CARE SEL SECT SPDR FD	ACTED AS AGENT	4,950.000	68.3262	(341,550.17)
11/19	11/24	Bought	CONS DISCRET SEL SECT SPDR FD	ACTED AS AGENT	4,850.000	69.5547	(340,667.19)
11/21	11/21	Funds Transferred	WIRED FUNDS SENT	BENE: DEVON ARCHER ACCT: XXXXXXXX6898			(1,000.00)
11/25	11/25	Funds Transferred	WIRED FUNDS SENT	BENE: ROBERT BIDEN ACCT: XXXXX5452			(25,000.00)



## Account Detail

Active Assets Account  
654-028319-041

ROSEMONT SENECA BOHAI, LLC  
C/O DEVON ARCHER

### CASH FLOW ACTIVITY BY DATE (CONTINUED)

Transaction Date	Settlement Date	Activity Type	Description	Comments	Quantity	Price	Credits/(Debits)
11/28	11/28	Interest Income	MORGAN STANLEY BANK N.A. (Period 11/01-11/30)				60.68
11/28	11/28	Interest Income	MORGAN STANLEY PRIVATE BANK NA (Period 11/01-11/30)				9.47
<b>NET CREDITS/(DEBITS)</b>							<b>\$(1,137,682.56)</b>

Purchase and Sale transactions above may have received an average price execution. Details regarding the actual prices are available upon request.

### DEBIT CARD & CHECKING ACTIVITY

#### CHECKS WRITTEN

Date Written	Date Paid	Check Number	Activity Type	Payee	Expense Category	Credits/(Debits)
10/22	11/17	1005	Check	THE WOLFF LAW FIRM		\$(3,779.38)
11/3	11/5	1007	Check	AU PAIR IN AMERICA		(78.30)
11/3	11/6	1007	Check - Adjustment	AU PAIR IN AMERICA		78.30
11/6	11/6	1007	Check	AU PAIR IN AMERICA ENB1106		(7,830.00)
11/12	11/18	1008	Check	SMART TUITION		(6,420.94)
11/19	11/20	1009	Check	NEIL CALLAHAN		(15,000.00)
<b>TOTAL CHECKS WRITTEN</b>						<b>\$(33,030.32)</b>

#### AUTOMATED PAYMENTS

Bill pay and other electronic activity, which may include checks you wrote that were processed by Automated Clearing House processing.

Date of Payment	Date Paid	Activity Type	Payee	Credits/(Debits)
11/12	11/12	Automated Payment	BANK OF THE WEST IC PAYMENT	\$(1,326.48)
11/13	11/13	Automated Payment	WU:Caliber WUCaliber	(14,954.12)
11/19	11/19	Automated Payment	AMEX EPayment ACH PMT	(106,632.59)
<b>TOTAL AUTOMATED PAYMENTS</b>				<b>\$(122,913.19)</b>

### MONEY MARKET FUND (MMF) AND BANK DEPOSIT PROGRAM ACTIVITY

Date	Activity Type	Description	Credits/(Debits)
11/5	Automatic Redemption	BANK DEPOSIT PROGRAM	\$(7,992.91)
11/7	Automatic Redemption	BANK DEPOSIT PROGRAM	(7,751.70)



Account Detail

Active Assets Account  
654-028319-041

ROSEMONT SENECA BOHAI, LLC  
C/O DEVON ARCHER

**MONEY MARKET FUND (MMF) AND BANK DEPOSIT PROGRAM ACTIVITY (CONTINUED)**

Date	Activity Type	Description	Credits/(Debits)
11/10	Automatic Redemption	BANK DEPOSIT PROGRAM	(20,000.00)
11/12	Automatic Investment	BANK DEPOSIT PROGRAM	547,886.52
11/13	Automatic Redemption	BANK DEPOSIT PROGRAM	(633,967.12)
11/17	Automatic Investment	BANK DEPOSIT PROGRAM	1,996,899.32
11/17	Automatic Redemption	BANK DEPOSIT PROGRAM	(1,996,899.32)
11/17	Automatic Redemption	BANK DEPOSIT PROGRAM	(3,779.38)
11/18	Automatic Investment	BANK DEPOSIT PROGRAM	160,245.72
11/19	Automatic Redemption	BANK DEPOSIT PROGRAM	(106,632.59)
11/20	Automatic Redemption	BANK DEPOSIT PROGRAM	(15,000.00)
11/24	Automatic Redemption	BANK DEPOSIT PROGRAM	(1,025,761.25)
11/26	Automatic Redemption	BANK DEPOSIT PROGRAM	(25,000.00)
11/28	Automatic Investment	BANK DEPOSIT PROGRAM	60.68
11/28	Automatic Investment	BANK DEPOSIT PROGRAM	9.47
<b>NET ACTIVITY FOR PERIOD</b>			<b>\$(1,137,682.56)</b>

**COPIES OF THIS STATEMENT HAVE ALSO BEEN SENT TO:**

LOUIS PLUNG AND COMPANY, LLP



## Standard Disclosures

The following Disclosures are applicable to the enclosed statement(s). Expanded Disclosures are attached to your most recent June and December statement (or your first Statement if you have not received a statement for those months). The Expanded Disclosures are also available by selecting Account Documents when you log on to [www.morganstanley.com/online](http://www.morganstanley.com/online) or, call 800-869-3326.

### Questions?

Questions regarding your account may be directed to your Financial Advisor or the Branch Manager for the branch office where you maintain your account. If you require further assistance, call Client Service Center at (800) 869-3326 or for account-related concerns call our Client Advocate at (866) 227-2256.

### Errors and Inquiries

It is your responsibility to review your statement promptly and to seek immediate clarification about entries that you do not understand or believe were made in error by contacting the Branch Manager of the office where you maintain your account. Oral communications regarding any inaccuracy or discrepancy in this statement should be re-confirmed in writing to further protect your rights, including rights under the Securities Investor Protection Act (SIPA). Your statement will be deemed correct unless we receive a written inquiry of a suspected error. See your account documentation for special rules regarding your rights and responsibilities with respect to erroneous electronic fund transfers, including a description of the transfers covered.

### Availability of Free Credit Balances and Financial Statements

Under the customer protection rules of the SEC [17 CFR §240.15c3-3], we may use funds comprising free credit balances carried for customer accounts here, provided that these funds are payable to customers on demand (i.e., are free of a lien or right of set-off in our favor or on behalf of some third party to whom you have given control). A financial statement of this organization is available for your personal inspection at its offices, or a copy will be mailed to you upon your written request.

### Listed Options

Information with respect to commissions and other charges related to the execution of options transactions has been included in confirmations of such transactions previously furnished to you and such information will be made available to you promptly at your request. Promptly advise us of any material change in your investment objectives or financial situation.

**Important Information if you are a Margin Customer**(not available for certain retirement accounts)

If you have margin privileges, you may borrow money from us in exchange for pledging assets in your accounts as collateral for any outstanding margin loan. The amount you may borrow is based on the

value of the eligible securities in your margin accounts. If a security has eligible shares, the number of shares pledged as collateral will be indicated below the position.

### Margin Interest Charges

We calculate interest charges on margin loans as follows: (1) multiply the applicable margin interest rate by the daily close of business net settled debit balance, and (2) divide by 360 (days). Margin interest accrues daily throughout the month and is added to your debit balance at month-end. The month-end interest charge is the sum of the daily accrued interest calculations for the month. We add the accrued interest to your debit balance and start a new calculation each time the applicable interest rate changes and at the close of every statement month. For current margin loan interest rates, go to [www.morganstanley.com/online/MIRates](http://www.morganstanley.com/online/MIRates).

### Information regarding Special Memorandum Account

If you have a Margin Account, this is a combined statement of your Margin Account and Special Memorandum Account maintained for you under Section 220.5 of Regulation T issued by the Board of Governors of the Federal Reserve System. The permanent record of the Special Memorandum Account as required by Regulation T is available for your inspection at your request.

### Important Information About Auction Rate Securities

Due to market conditions, certain Auction Rate Securities experience no or limited liquidity. Therefore, the price(s) for any Auction Rate Securities shown on this statement may not reflect the price(s) you would receive upon a sale at auction or in a secondary market transaction, and are not an indication of any offer to purchase at such price.

### Structured Products

Structured Products are complex products and may be subject to special risks. Investors should consider the concentration risk of owning the related security and their total exposure to any underlying asset. Structured Products may not perform in a manner consistent with the statement product category in which they appear and therefore may not satisfy portfolio asset allocation needs for that category.

### Security Measures

This statement features several embedded security elements to safeguard its authenticity. One is a unique security mark--a blue rectangle printed in heat-sensitive ink on the back of every page. When exposed to warmth, the blue rectangle will disappear, and then reappear.

### SIPC Protection

We are a member of Securities Investor Protection Corporation (SIPC), which protects securities of its customers up to \$500,000 (including \$250,000 for claims for cash). An explanatory brochure is available

upon request or at [www.sipc.org](http://www.sipc.org). Losses due to market fluctuation are not protected by SIPC and assets not held with us may not be covered by SIPC protection. To obtain information about SIPC, including an explanatory SIPC brochure, contact SIPC at 1-202-371-8300 or visit [www.sipc.org](http://www.sipc.org).

### Transaction Dates and Conditions

Upon written request, we will furnish the date and time of a transaction and the name of the other party to a transaction. We and/or our affiliates may accept benefits that constitute payment for order flow. Details regarding these benefits and the source and amount of any other remuneration received or to be received by us in connection with any transaction will be furnished upon written request.

### Equity Research Ratings Definitions and Consulting Group Investment Advisory Statuses


Some equity securities may have research ratings from Morgan Stanley & Co. LLC or Standard & Poor's. Research ratings are the research providers' opinions and not representations or guarantees of performance. For more information about each research provider's rating system, see the Research Ratings and CG IAR Status Definitions on your most recent June or December statement (or your first statement if you have not received a statement for those months), go to [www.morganstanley.com/online](http://www.morganstanley.com/online) or refer to the research provider's research report. Research reports contain more complete information concerning the analyst's views and you should read the entire research report and not infer its contents from the rating alone. If your account contains an advisory component or is an advisory account, CG IAR statuses apply.

### Credit Ratings from Moody's Investors Service and Standard & Poor's

The credit rating from Moody's Investors Service and Standard & Poor's may be shown for certain securities. All credit ratings represent the opinions of the provider and are not representations or guarantees of performance. Your Financial Advisor will be pleased to provide you with further information or assistance in interpreting these credit ratings.

Revised 08/2014





**This page intentionally left blank**



**CLIENT STATEMENT** | For the Period December 1-31, 2014

**STATEMENT FOR:**

ROSEMONT SENECA BOHAI, LLC  
C/O DEVON ARCHER

**TOTAL VALUE OF YOUR ACCOUNT** (as of 12/31/14)

*Includes Accrued Interest*

**\$18,436,429.61**

*Morgan Stanley Private Wealth Management, a division of Morgan Stanley Smith Barney LLC.  
Member SIPC.*

**Your Private Wealth Advisor Team**

WOOL/NILES  
212-893-6507

**Your Branch**

399 PARK AVE 12TH FL  
NEW YORK, NY 10022  
Telephone: 212-893-6300; Alt. Phone: 800-223-0270; Fax: 212-893-6301

#BWNJGWM

ROSEMONT SENECA BOHAI, LLC  
C/O DEVON ARCHER  
152 W 57TH ST  
47TH FL  
NEW YORK NY 10019-3480

**Client Service Center** (24 Hours a Day; 7 Days a Week) : 800-668-8168  
+1 801-617-9179 (Int'l Collect)

**Access Your Account Online:** [www.morganstanley.com/PWM](http://www.morganstanley.com/PWM)

654 - 028319 - 041 - 1 - 0



## Account Summary

Active Assets Account  
654-028319-041

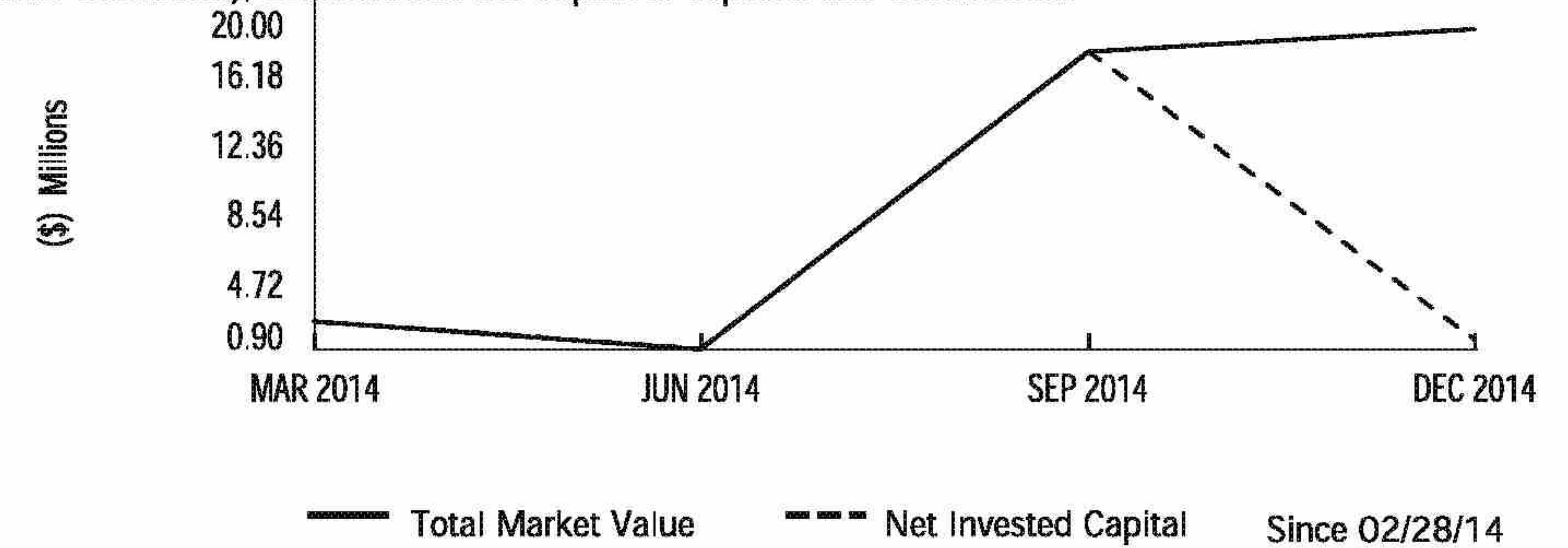
ROSEMONT SENECA BOHAI, LLC  
C/O DEVON ARCHER

### CHANGE IN VALUE OF YOUR ACCOUNTS (includes accrued interest)

	This Period (12/1/14-12/31/14)	This Year (1/1/14-12/31/14)
<b>TOTAL BEGINNING VALUE</b>	<b>\$19,005,807.99</b>	—
Credits	290,393.99	23,184,004.30
Debits	(815,301.78)	(21,703,425.59)
Security Transfers	—	—
<b>Net Credits/Debits/Transfers</b>	<b>\$(524,907.79)</b>	<b>\$1,480,578.71</b>
<b>Change in Value</b>	<b>(44,470.59)</b>	<b>16,955,850.90</b>
<b>TOTAL ENDING VALUE</b>	<b>\$18,436,429.61</b>	<b>\$18,436,429.61</b>

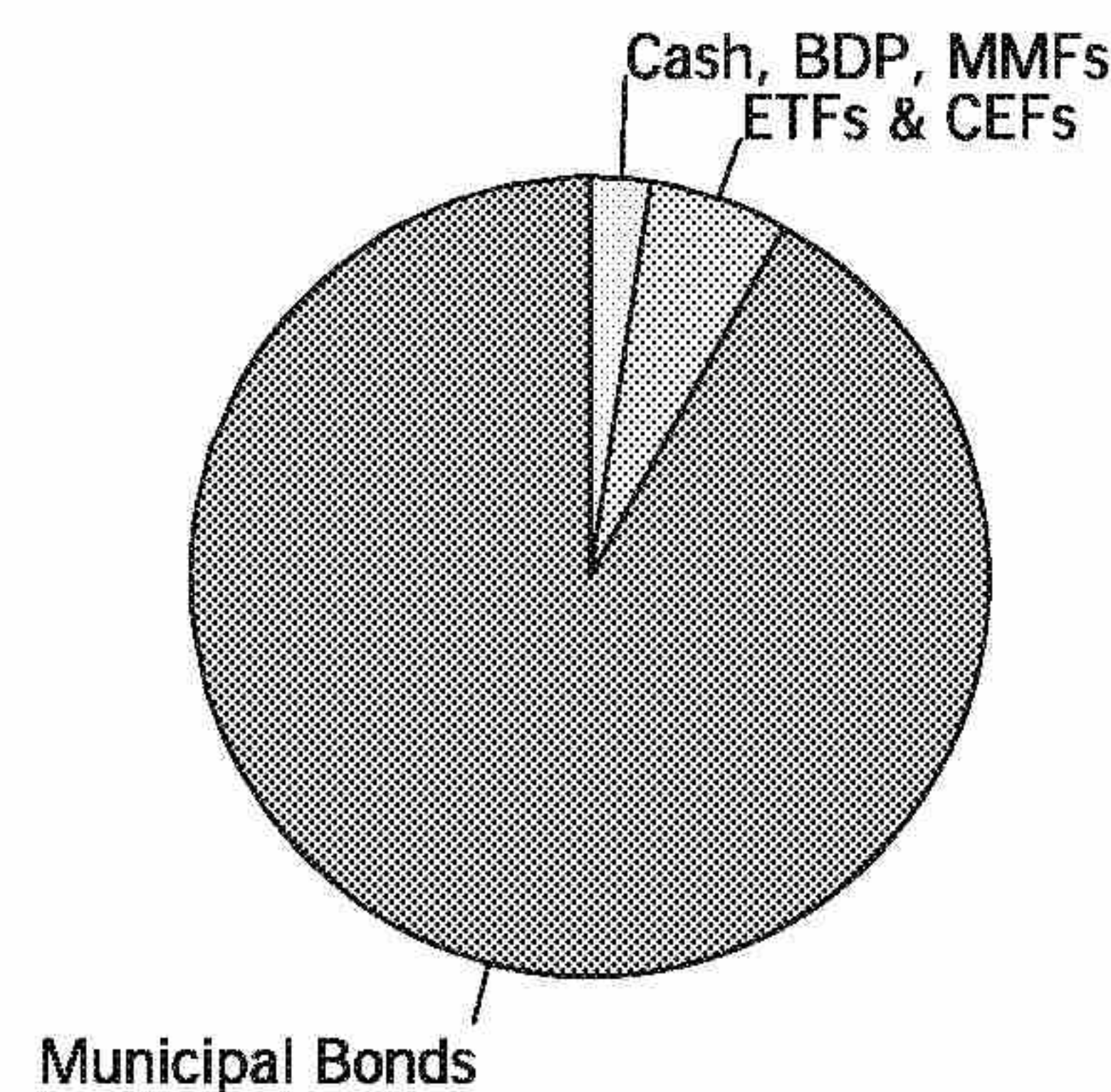
### CHANGE IN VALUE OVER TIME

The display of market value (total account value) and net invested capital (total amount invested minus total withdrawn), demonstrates the impact of deposits and withdrawals.



*This graph does not reflect corrections to Net Invested Capital or Market Value made subsequent to the dates depicted. It may exclude transactions in Annuities or positions where we are not the custodian, which could delay the reporting of Market Value or affect the Net Invested Capital.*

### ALLOCATION OF HOLDINGS



	Market Value	Percentage %
Cash, BDP, MMFs*	\$460,642.76	2.5
ETFs & CEFs	1,027,478.50	5.6
Municipal Bonds ^	16,948,308.35	91.9
<b>TOTAL VALUE^</b>	<b>\$18,436,429.61</b>	<b>100.0%</b>

*This allocation represents holdings on a trade date basis, and projected settled Cash/BDP and MMF balances. These classifications are not intended to serve as a suitability analysis. \* FDIC rules apply and Bank Deposits are eligible for FDIC insurance but are not covered by SIPC. Cash and securities (including MMFs) are eligible for SIPC coverage. See Expanded Disclosures. ^ Includes Estimated Accrued Interest.*



Account Summary

Active Assets Account  
654-028319-041

ROSEMONT SENECA BOHAI, LLC  
C/O DEVON ARCHER

BALANCE SHEET (^ includes accrued interest)

	Last Period (as of 11/30/14)	This Period (as of 12/31/14)
Cash, BDP, MMFs	\$981,041.97	\$460,642.76
ETFs & CEFs	1,041,266.00	1,027,478.50
Municipal Bonds ^	16,983,500.02	16,948,308.35
<b>Total Assets</b>	<b>\$19,005,807.99</b>	<b>\$18,436,429.61</b>
<b>Total Liabilities</b> (outstanding balance)	—	—
<b>TOTAL VALUE</b>	<b>\$19,005,807.99</b>	<b>\$18,436,429.61</b>

CASH FLOW

	This Period (12/1/14-12/31/14)	This Year (1/1/14-12/31/14)
<b>OPENING CASH, BDP, MMFs</b>	<b>\$981,041.97</b>	—
Purchases	—	(1,024,761.25)
Income	4,508.58	4,825.30
<b>Total Investment Related Activity</b>	<b>\$4,508.58</b>	<b>\$(1,019,935.95)</b>
Electronic Transfers-Credits	290,393.99	21,187,104.98
Electronic Transfers-Debits	(677,170.00)	(19,082,947.97)
Other Credits	—	1,996,899.32
Other Debits	—	(1,996,924.32)
<b>Total Cash Related Activity</b>	<b>\$(386,776.01)</b>	<b>\$2,104,132.01</b>
Debit Card	—	(32.45)
Checks Written	(81,500.00)	(180,824.82)
Automated Payments	(56,631.78)	(442,696.03)
<b>Total Card/Check Activity</b>	<b>\$(138,131.78)</b>	<b>\$(623,553.30)</b>
<b>CLOSING CASH, BDP, MMFs</b>	<b>\$460,642.76</b>	<b>\$460,642.76</b>

INCOME AND DISTRIBUTION SUMMARY

	This Period (12/1/14-12/31/14)	This Year (1/1/14-12/31/14)
Other Dividends	\$4,482.61	\$4,482.61
Interest	25.97	342.69
<b>Total Taxable Income And Distributions</b>	<b>\$4,508.58</b>	<b>\$4,825.30</b>
<b>Total Tax-Exempt Income</b>	—	—
<b>TOTAL INCOME AND DISTRIBUTIONS</b>	<b>\$4,508.58</b>	<b>\$4,825.30</b>

Taxable and tax exempt income classifications are based on the characteristics of the underlying securities and not the taxable status of the account.

GAIN/(LOSS) SUMMARY

	Realized This Period (12/1/14-12/31/14)	Realized This Year (1/1/14-12/31/14)	Unrealized Inception to Date (as of 12/31/14)
Short-Term Gain	—	—	\$9,260.31
Short-Term (Loss)	—	—	(6,543.06)
<b>Total Short-Term</b>	<b>—</b>	<b>—</b>	<b>\$2,717.25</b>

The Gain/(Loss) Summary, which may change due to basis adjustments, is provided for informational purposes and should not be used for tax preparation. Refer to Gain/(Loss) in the Expanded Disclosures.



Account Detail

Active Assets Account  
654-028319-041

ROSEMONT SENECA BOHAI, LLC  
C/O DEVON ARCHER

Investment Objectives†: Capital Appreciation, Aggressive Income

Brokerage Account

† Inform us if your investment objectives, as defined in the Expanded Disclosures, change.

HOLDINGS

This section reflects positions purchased/sold on a trade date basis, and includes positions purchased and omits positions sold in the current month. "Market Value" and "Unrealized Gain/(Loss)" are representative values as of the last business day of the statement period and may not reflect the value that could be obtained in the market. Fixed Income securities are sorted by maturity or pre-refunding date, and alphabetically within date. Estimated Annual Income (EAI) is calculated on a pre-tax basis and does not include any reduction for applicable non-US withholding taxes, if any. EAI for certain securities may include return of principal or capital gains which could overstate such estimates. For securities that have a defined maturity date within the next 12 months, EAI is reflected only through maturity date. Actual income or yield may be lower or higher than the estimates. Estimated yield reflects only the income generated by an investment, and does not reflect changes in its price. Structured products, identified in the Security Description column, appear in various statement product categories. When displayed, accrued interest, annual income and yield for structured products with a contingent income feature (such as Range Accrual Notes or Contingent Income Notes) are estimates and assume specified accrual conditions are met during the relevant period and payment in full of all contingent interest. For Floating Rate Securities, the accrued interest, annual income and yield are estimates based on the current floating coupon rate and may not reflect historic rates within the accrual period. Treasury regulations require that we report on Form 1099-B, after the close of the tax year, your adjusted cost basis on the sale of covered securities acquired on or after January 1, 2011, and classify the gain or loss as either long-term or short-term. These regulations also require that we make basis adjustments on covered securities due to wash sales, certain corporate actions and transfers by gift or inheritance, which will be reflected on your Form 1099-B. Cost basis is reflected on statements for informational purposes and should not be used in the preparation of your income tax returns. Refer to the Expanded Disclosures for additional information.

CASH, BANK DEPOSIT PROGRAM AND MONEY MARKET FUNDS

Cash, Bank Deposit Program, and Money Market Funds are generally displayed on a settlement date basis. You have the right to instruct us to liquidate your bank deposit balance(s) or shares of any money market fund balance(s) at any time and have the proceeds of such liquidation remitted to you. Estimated Annual Income, Accrued Interest, and APY% will only be displayed for fully settled positions.

Description	Value	Estimated Annual Income	7-Day Current Yield %	Annual Percentage Yield %
MORGAN STANLEY BANK N.A. #	\$245,016.84	\$123.00	—	0.050
MORGAN STANLEY PRIVATE BANK NA #	215,625.92	108.00	—	0.050

	Percentage of Assets %	Market Value	Estimated Annual Income Accrued Interest
CASH, BDP, AND MMFs	2.5%	\$460,642.76	\$231.00 \$0.00

# Bank Deposits are held at either: (1) Morgan Stanley Bank, N.A., and/or Morgan Stanley Private Bank, National Association, affiliates of Morgan Stanley Smith Barney LLC, or (2) Citibank, N.A., each a national bank and FDIC member.

EXCHANGE-TRADED & CLOSED-END FUNDS

Security Description	Trade Date	Quantity	Unit Cost	Total Cost	Market Value	Unrealized Gain/(Loss)	Estimated Annual Income	Dividend Yield %
CONS DISCRET SEL SECT SPDR FD (XLY)	11/19/14	4,850.000	\$70.241	\$340,667.19	\$349,927.50	\$9,260.31 ST	\$4,569.00	1.30
Share Price: \$72.150; Next Dividend Payable 03/2015								
HEALTH CARE SEL SECT SPDR FD (XLV)	11/19/14	4,950.000	69.000	341,550.17	338,481.00	(3,069.17) ST	4,559.00	1.34
Share Price: \$68.380; Next Dividend Payable 03/2015								



Account Detail

Active Assets Account  
654-028319-041

ROSEMONT SENECA BOHAI, LLC  
C/O DEVON ARCHER

EXCHANGE-TRADED & CLOSED-END FUNDS (CONTINUED)

Security Description	Trade Date	Quantity	Unit Cost	Total Cost	Market Value	Unrealized Gain/(Loss)	Estimated Annual Income	Dividend Yield %
THE TECHNOLOGY SEL SEC SPDR FD (XLK)	11/19/14	8,200.000	41.774	342,543.89	339,070.00	(3,473.89) ST	5,937.00	1.75
<i>Share Price: \$41.350; Next Dividend Payable 03/2015</i>								
		Percentage of Assets %		Total Cost	Market Value	Unrealized Gain/(Loss)	Estimated Annual Income Accrued Interest	Yield %
EXCHANGE-TRADED & CLOSED-END FUNDS		5.6%		\$1,024,761.25	\$1,027,478.50	\$2,717.25 ST	\$15,065.00 \$0.00	1.47%

MUNICIPAL BONDS

Security Description	Trade Date	Face Value	Orig. Unit Cost Adj. Unit Cost	Orig. Total Cost Adj. Total Cost	Market Value	Unrealized Gain/(Loss)	Estimated Annual Income Accrued Interest	Yield %
WAKPAMNI LAKE SD CMNTY CORP SPL LIMITED REVENUE CUSIP 931130AC2	—	15,000,000.000	—	Please Provide	\$16,674,900.00	N/A	\$903,000.00 \$273,408.35	5.41
<i>Unit Price: \$111.166; Coupon Rate 6.020%; Matures 10/01/2021; Interest Paid Annually Oct 01; Yield to Maturity 4.108%; First Coupon 10/01/15; Subject to Federal Tax; Issued 09/12/14; In Safekeeping: 15,000,000.000</i>								
		Face Value Percentage of Assets %		Orig. Total Cost Adj. Total Cost	Market Value	Unrealized Gain/(Loss)	Estimated Annual Income Accrued Interest	Yield %
MUNICIPAL BONDS		15,000,000.000		\$0.00 \$0.00	\$16,674,900.00	\$0.00 ST	\$903,000.00 \$273,408.35	5.42%
TOTAL MUNICIPAL BONDS (incl. accr. int.)		91.9%			\$16,948,308.35			
		Percentage of Assets %		Total Cost	Market Value	Unrealized Gain/(Loss)	Estimated Annual Income Accrued Interest	Yield %
TOTAL MARKET VALUE		100.0%		\$1,024,761.25	\$18,163,021.26	\$2,717.25 ST	\$918,296.00 \$273,408.35	4.98%

TOTAL VALUE (includes accrued interest)

\$18,436,429.61

*Unrealized Gain/(Loss) totals only reflect positions that have cost basis and/or market value information available. Cash, MMF, Deposits and positions stating 'Please Provide' are not included.*



Account Detail

Active Assets Account  
654-028319-041

ROSEMONT SENECA BOHAI, LLC  
C/O DEVON ARCHER

ACTIVITY

CASH FLOW ACTIVITY BY DATE

Transaction Settlement							
Date	Date	Activity Type	Description	Comments	Quantity	Price	Credits/(Debits)
12/1	12/1	Automated Payment	BANK OF AMERICA ONLINE PMT	AUTOMATIC BILL PAYMENT			\$(3,000.00)
12/3	12/4	Check	DIMITRIY DOROGAN	Check # 1010			(1,500.00)
12/3	12/3	Online Transfer	FUNDS TRANSFERRED	CONFIRMATION # 30734564 TO 654-028322			(5,000.00)
12/9	12/9	Automated Payment	BANK OF THE WEST IC PAYMENT	AUTOMATIC BILL PAYMENT			(1,326.48)
12/9	12/9	Funds Transferred	WIRED FUNDS SENT	BENE: BOHAI HARVEST RST SHANGH ACCT: XXXXXXXX7727			(484,920.00)
12/10	12/10	Funds Transferred	WIRED FUNDS SENT	BENE: RSTP CAPITAL ACCT: XXXXXX2742			(100,000.00)
12/15	12/15	Funds Transferred	WIRED FUNDS SENT	BENE: KRISTA AMMIRATI ARCHER D ACCT: XXXXX6403			(10,000.00)
12/17	12/17	Funds Received	WIRED FUNDS RECEIVED	SUNTRUST BANK ATLANTA LOCOMOTIVE FUND PROJECTS LLC			62,500.00
12/18	12/18	Online Transfer	FUNDS TRANSFERRED	CONFIRMATION # 31249812 FROM 654-028320			166,666.66
12/19	12/19	Funds Transferred	WIRED FUNDS SENT	BENE: ROBERT BIDEN ACCT: XXXXX5452			(15,000.00)
12/19	12/19	Online Transfer	FUNDS TRANSFERRED	CONFIRMATION # 31306448 TO 654-028322			(15,000.00)
12/19	12/19	Online Transfer	FUNDS TRANSFERRED	CONFIRMATION # 31306419 TO 654-028318			(10,000.00)
12/22	12/22	Automated Payment	AMEX EPayment ACH PMT	AUTOMATIC BILL PAYMENT			(49,305.30)
12/22	12/29	Check	NEW YORK STATE INCOME TAX	Check # 1037			(80,000.00)
12/22	12/22	Online Transfer	TRANSFER AS OF 12/20	CONFIRMATION # 31312573 TO 654-028322			(15,000.00)
12/22	12/22	Online Transfer	FUNDS TRANSFERRED	CONFIRMATION # 31346625 TO 654-028322			(4,000.00)
12/30	12/30	Dividend	THE TECHNOLOGY SEL SEC SPDR FD				1,775.22
12/30	12/30	Dividend	CONS DISCRET SEL SECT SPDR FD				1,421.73
12/30	12/30	Dividend	HEALTH CARE SEL SECT SPDR FD				1,285.66
12/30	12/30	Funds Received	WIRED FUNDS RECEIVED	BANK OF CHINA BOHAI HARVEST RST (SHANGHAI) E			46,315.26
12/30	12/30	Funds Received	WIRED FUNDS RECEIVED	BANK OF CHINA BOHAI HARVEST RST (SHANGHAI) E			14,912.07
12/30	12/30	Automated Payment	BANK OF AMERICA ONLINE PMT	AUTOMATIC BILL PAYMENT			(3,000.00)
12/30	12/30	Funds Transferred	WIRED FUNDS SENT	BENE: NAVY SEAL FOUNDATION, IN ACCT: XXXXXX7226			(12,500.00)
12/30	12/30	Funds Transferred	WIRED FUNDS SENT	BENE: MCG AUTOMOTIVE, LLC ACCT: XXXXXX0802			(5,750.00)



Account Detail

Active Assets Account  
654-028319-041

ROSEMONT SENECA BOHAI, LLC  
C/O DEVON ARCHER

CASH FLOW ACTIVITY BY DATE (CONTINUED)

Transaction Settlement							
Date	Date	Activity Type	Description	Comments	Quantity	Price	Credits/(Debits)
12/31	12/31	Interest Income	MORGAN STANLEY BANK N.A. (Period 12/01-12/31)				16.84
12/31	12/31	Interest Income	MORGAN STANLEY PRIVATE BANK NA (Period 12/01-12/31)				9.13
<b>NET CREDITS/(DEBITS)</b>							<b>\$(520,399.21)</b>

DEBIT CARD & CHECKING ACTIVITY

CHECKS WRITTEN

Date Written	Date Paid	Check Number	Activity Type	Payee	Expense Category	Credits/(Debits)
12/3	12/4	1010	Check	DIMITRIY DOROGAN		\$(1,500.00)
12/22	12/29	1037	Check	NEW YORK STATE INCOME TAX		(80,000.00)
<b>TOTAL CHECKS WRITTEN</b>						<b>\$(81,500.00)</b>

AUTOMATED PAYMENTS

Bill pay and other electronic activity, which may include checks you wrote that were processed by Automated Clearing House processing.

Date of Payment	Date Paid	Activity Type	Payee	Credits/(Debits)
12/1	12/1	Automated Payment	BANK OF AMERICA ONLINE PMT	\$(3,000.00)
12/9	12/9	Automated Payment	BANK OF THE WEST IC PAYMENT	(1,326.48)
12/22	12/22	Automated Payment	AMEX EPayment ACH PMT	(49,305.30)
12/30	12/30	Automated Payment	BANK OF AMERICA ONLINE PMT	(3,000.00)
<b>TOTAL AUTOMATED PAYMENTS</b>				<b>\$(56,631.78)</b>

MONEY MARKET FUND (MMF) AND BANK DEPOSIT PROGRAM ACTIVITY

Date	Activity Type	Description	Credits/(Debits)
12/1	Automatic Redemption	BANK DEPOSIT PROGRAM	\$(3,000.00)
12/4	Automatic Redemption	BANK DEPOSIT PROGRAM	(6,500.00)
12/9	Automatic Redemption	BANK DEPOSIT PROGRAM	(1,326.48)
12/10	Automatic Redemption	BANK DEPOSIT PROGRAM	(484,920.00)
12/11	Automatic Redemption	BANK DEPOSIT PROGRAM	(100,000.00)
12/16	Automatic Redemption	BANK DEPOSIT PROGRAM	(10,000.00)



## Account Detail

Active Assets Account  
654-028319-041ROSEMONT SENECA BOHAI, LLC  
C/O DEVON ARCHER

## MONEY MARKET FUND (MMF) AND BANK DEPOSIT PROGRAM ACTIVITY (CONTINUED)

Date	Activity Type	Description	Credits/(Debits)
12/18	Automatic Investment	BANK DEPOSIT PROGRAM	62,500.00
12/19	Automatic Investment	BANK DEPOSIT PROGRAM	151,666.66
12/22	Automatic Redemption	BANK DEPOSIT PROGRAM	(89,305.30)
12/23	Automatic Redemption	BANK DEPOSIT PROGRAM	(4,000.00)
12/29	Automatic Redemption	BANK DEPOSIT PROGRAM	(80,000.00)
12/30	Automatic Investment	BANK DEPOSIT PROGRAM	58,227.33
12/31	Automatic Investment	BANK DEPOSIT PROGRAM	16.84
12/31	Automatic Investment	BANK DEPOSIT PROGRAM	9.13
12/31	Automatic Redemption	BANK DEPOSIT PROGRAM	(13,767.39)
<b>NET ACTIVITY FOR PERIOD</b>			<b>\$(520,399.21)</b>

## COPIES OF THIS STATEMENT HAVE ALSO BEEN SENT TO:

LOUIS PLUNG AND COMPANY, LLP

## MESSAGES

**FINRA BrokerCheck**

FINRA has established the public disclosure program, known as BrokerCheck, to provide certain information regarding the disciplinary history of FINRA members and their associated persons. The BrokerCheck Hotline Number is 1-800-289-9999. The FINRA web site address is [www.finra.org](http://www.finra.org). An investor brochure that includes information describing FINRA BrokerCheck may be obtained from FINRA.

**Sign up for eDelivery of your Statements Today**

Would you like to receive your Statements and other documents faster, more securely and with the added benefit of reducing paper mail? Simply visit [www.morganstanley.com/edelivery](http://www.morganstanley.com/edelivery) to set your eDelivery preferences today. Please note, if you have not already, you will first need to register for Morgan Stanley Online to make your eDelivery selections.



## CLIENT STATEMENT

## Recap of Cash Management Activity

Active Assets Account  
654-028319-041ROSEMONT SENECA BOHAI, LLC  
C/O DEVON ARCHER

The "Recap of Cash Management Activity" replaces the former "Annual Review." As part of our ongoing effort to provide clear and concise information, you will note the removal of selected sections where information is:

- More complete or current on IRS Form(s) 1099 in the Consolidated Tax Package (e.g., Sales & Redemptions on 1099-B, and Income on 1099-DIV and 1099-INT), or
- Already incorporated within the Holdings section (e.g., Purchases and Dividend Reinvestments).

For your convenience, this Recap is also available as a separately retrievable document on Morgan Stanley Online under Statements within the Account Documents tab.

**We recommend that you wait for your IRS Form(s) 1099, which will be mailed no later than February 15, 2015, before completing your tax returns.** This Recap is not a substitute for the official account statements that you have received from us throughout the year; and is for informational purposes only, to provide you with a recap of your cash management activity. If there are any discrepancies between your monthly statement(s) and the information in this Recap, you should rely on the account statement(s) you have previously received.

## CASH RELATED ACTIVITY

## CHECKS DEPOSITED

Transaction Date	Settlement Date	Activity Type	Description	Comments	Inflows/(Outflows)
9/23	9/23	Check Deposit	FUNDS RECEIVED		\$900,000.00
9/29	9/29	Check Deposit-Adjustment	FUNDS RECEIVED	RETURNED BY BANK AS OF 09-23-14	(900,000.00)
<b>TOTAL CHECKS DEPOSITED</b>					<b>\$0.00</b>

## ELECTRONIC TRANSFERS (CREDITS)

Transaction Date	Settlement Date	Activity Type	Description	Comments	Inflows/(Outflows)
3/20	3/20	Cash Transfer - Credit	FUNDS TRANSFERRED	CONFIRMATION # 18025922 FROM 876-018484	\$450.00
3/25	3/25	Cash Transfer - Credit	FUNDS TRANSFERRED	CONFIRMATION # 18120704 FROM 876-018484	2,246,111.00
3/25	3/25	Cash Transfer - Credit	FUNDS TRANSFERRED	CONFIRMATION # 18112092 FROM 876-018484	200,000.00
4/15	4/15	Funds Received	WIRED FUNDS RECEIVED	AS PRIVATBANK BURISMA HOLDINGS LIMITED	83,333.33
4/15	4/15	Funds Received	WIRED FUNDS RECEIVED	AS PRIVATBANK BURISMA HOLDINGS LIMITED	29,424.82
4/22	4/22	Funds Received	WIRED FUNDS RECEIVED	ABLV BANK AS RIGA LATVIA NOVATUS HOLDING PTE. LTD.	142,300.00
5/15	5/15	Funds Received	WIRED FUNDS RECEIVED	AS PRIVATBANK BURISMA HOLDINGS LIMITED	83,333.33



## CLIENT STATEMENT

## Recap of Cash Management Activity

Active Assets Account  
654-028319-041ROSEMONT SENECA BOHAI, LLC  
C/O DEVON ARCHER

## CASH RELATED ACTIVITY

## ELECTRONIC TRANSFERS (CREDITS) (CONTINUED)

Transaction Date	Settlement Date	Activity Type	Description	Comments	Inflows/(Outflows)
5/15	5/15	Funds Received	WIRED FUNDS RECEIVED	AS PRIVATBANK BURISMA HOLDINGS LIMITED	83,333.33
6/17	6/17	Funds Received	WIRED FUNDS RECEIVED	AS PRIVATBANK BURISMA HOLDINGS LIMITED	83,333.33
6/17	6/17	Funds Received	WIRED FUNDS RECEIVED	AS PRIVATBANK BURISMA HOLDINGS LIMITED	83,333.33
6/18	6/18	Funds Received	WIRED FUNDS RECEIVED	AS PRIVATBANK BURISMA HOLDINGS LIMITED	60,954.54
7/15	7/15	Funds Received	WIRED FUNDS RECEIVED	AS PRIVATBANK BURISMA HOLDINGS LIMITED	83,333.33
7/15	7/15	Funds Received	WIRED FUNDS RECEIVED	AS PRIVATBANK BURISMA HOLDINGS LIMITED	83,333.33
7/23	7/23	Funds Received	BANK OF AMERICA	ACCT CNFRM	0.27
7/23	7/23	Funds Received	BANK OF AMERICA	ACCT CNFRM	0.14
8/14	8/14	Funds Received	WIRED FUNDS RECEIVED	IGOR DODIN ATTN ESCROW IGOR DODIN	135,500.00
8/18	8/18	Funds Received	WIRED FUNDS RECEIVED	AS PRIVATBANK BURISMA HOLDINGS LIMITED	83,333.33
8/18	8/18	Funds Received	WIRED FUNDS RECEIVED	AS PRIVATBANK BURISMA HOLDINGS LIMITED	83,333.33
8/20	8/20	Funds Received	WIRED FUNDS RECEIVED	BSI S.A. IBERICO INVEST + FINANCE INC.	1,200,000.00
9/16	9/16	Funds Received	WIRED FUNDS RECEIVED	AS PRIVATBANK BURISMA HOLDINGS LIMITED	83,333.33
9/16	9/16	Funds Received	WIRED FUNDS RECEIVED	AS PRIVATBANK BURISMA HOLDINGS LIMITED	83,333.33
9/25	9/25	Funds Received	WIRE FUNDS RCVD AS OF 09-24-14	CITIBANK FLORIDA FSB CLIFFORD A WOLFF, P.A.	15,000,000.00
10/7	10/7	Funds Received	WIRED FUNDS RECEIVED	AS PRIVATBANK BURISMA HOLDINGS LIMITED	28,913.89
10/7	10/7	Funds Received	WIRED FUNDS RECEIVED	AS PRIVATBANK BURISMA HOLDINGS LIMITED	2,543.38
10/15	10/15	Funds Received	WIRED FUNDS RECEIVED	AS PRIVATBANK BURISMA HOLDINGS LIMITED	83,333.33
10/15	10/15	Funds Received	WIRED FUNDS RECEIVED	AS PRIVATBANK BURISMA HOLDINGS LIMITED	83,333.33
11/10	11/10	Funds Received	WIRED FUNDS RECEIVED	JPMORGAN CHASE BANK THORSDALE FIDUCIARY AND GUARAN	600,513.00



CLIENT STATEMENT

Recap of Cash Management Activity

Active Assets Account  
654-028319-041

ROSEMONT SENECA BOHAI, LLC  
C/O DEVON ARCHER

CASH RELATED ACTIVITY

ELECTRONIC TRANSFERS (CREDITS) (CONTINUED)

Transaction Date	Settlement Date	Activity Type	Description	Comments	Inflows/(Outflows)
11/18	11/18	Funds Received	WIRED FUNDS RECEIVED	AS PRIVATBANK BURISMA HOLDINGS LIMITED	83,333.33
11/18	11/18	Funds Received	WIRED FUNDS RECEIVED	AS PRIVATBANK BURISMA HOLDINGS LIMITED	83,333.33
12/17	12/17	Funds Received	WIRED FUNDS RECEIVED	SUNTRUST BANK ATLANTA LOCOMOTIVE FUND PROJECTS LLC	62,500.00
12/18	12/18	Online Transfer	FUNDS TRANSFERRED	CONFIRMATION # 31249812 FROM 654-028320	166,666.66
12/30	12/30	Funds Received	WIRED FUNDS RECEIVED	BANK OF CHINA BOHAI HARVEST RST (SHANGHAI) E	46,315.26
12/30	12/30	Funds Received	WIRED FUNDS RECEIVED	BANK OF CHINA BOHAI HARVEST RST (SHANGHAI) E	14,912.07
<b>TOTAL ELECTRONIC TRANSFERS (CREDITS)</b>					<b>\$21,187,104.98</b>

ELECTRONIC TRANSFERS (DEBITS)

Transaction Date	Settlement Date	Activity Type	Description	Comments	Inflows/(Outflows)
4/9	4/9	Funds Transferred	WIRED FUNDS SENT	BENE: BEVERLY HILLS ESCROW TRU ACCT: XXXX3627	\$(1,200,000.00)
4/14	4/14	Online Transfer	FUNDS TRANSFERRED	CONFIRMATION # 18689065 TO 876-018475	(150,000.00)
4/23	4/23	Funds Transferred	WIRED FUNDS SENT	BENE: SCHNEIDER NELSON MOTOR C ACCT: XXXXXXXX6760	(142,300.00)
5/5	5/5	Online Transfer	FUNDS TRANSFERRED	CONFIRMATION # 19292378 TO 876-018475	(50,000.00)
5/13	5/13	Funds Transferred	WIRED FUNDS SENT	BENE: AMERICAN WELL CORPORATIO ACCT: XXXXXXXX1545	(50,040.00)
5/20	5/20	Funds Transferred	WIRED FUNDS SENT	BENE: DEVON ARCHER ACCT: XXXX2636	(99,000.00)
5/22	5/22	Funds Transferred	WIRED FUNDS SENT	BENE: DEVON ARCHER ACCT: XXXX3683	(200,000.00)
6/2	6/2	Online Transfer	FUNDS TRANSFERRED	CONFIRMATION # 19961898 TO 876-018475	(6,000.00)
6/5	6/5	Funds Transferred	WIRED FUNDS SENT	BENE: ROBERT BIDEN ACCT: XXXX0876	(15,000.00)
6/9	6/9	Funds Transferred	WIRED FUNDS SENT	BENE: MECUM AUCTION INC ACCT: XXXX3448	(105,000.00)



CLIENT STATEMENT

Recap of Cash Management Activity

Active Assets Account  
654-028319-041

ROSEMONT SENECA BOHAI, LLC  
C/O DEVON ARCHER

CASH RELATED ACTIVITY

ELECTRONIC TRANSFERS (DEBITS) (CONTINUED)

Transaction Date	Settlement Date	Activity Type	Description	Comments	Inflows/(Outflows)
6/13	6/13	Funds Transferred	WIRED FUNDS SENT	BENE: ROBERT BIDEN ACCT: XXXXX0876	(10,000.00)
6/23	6/23	Funds Transferred	WIRED FUNDS SENT	BENE: ROBERT BIDEN ACCT: XXXXX0876	(25,000.00)
7/10	7/10	Funds Transferred	WIRED FUNDS SENT	BENE: ROSEMONT SELECT OPPORTUN ACCT: XXXXXX7736	(83,500.00)
7/11	7/11	Funds Transferred	WIRED FUNDS SENT	BENE: THOMAS M KNOLES IV ACCT: XXXXXX2821	(6,000.00)
7/11	7/11	Funds Transferred	WIRED FUNDS SENT	BENE: ROBERT BIDEN ACCT: XXXXX5452	(5,000.00)
7/11	7/11	Funds Transferred	WIRED FUNDS SENT	BENE: DEANNE ADAMSON ACCT: XXXXXX2356	(4,500.00)
7/14	7/14	Funds Transferred	WIRED FUNDS SENT	BENE: KEVIN J PETERSON INC ACCT: XXXXXX1992	(17,710.36)
7/18	7/18	Funds Transferred	WIRED FUNDS SENT	BENE: ROBERT BIDEN ACCT: XXXXX0876	(20,000.00)
7/29	7/29	Funds Transferred	WIRED FUNDS SENT	BENE: ROBERT BIDEN ACCT: XXXXX5452	(20,000.00)
8/6	8/6	Funds Transferred	WIRED FUNDS SENT	BENE: LAW OFFICES OF IGOR DODI ACCT: XXXX9670	(135,500.00)
8/6	8/6	Funds Transferred	WIRED FUNDS SENT	BENE: ROBERT BIDEN ACCT: XXXXX0876	(15,000.00)
8/13	8/13	Funds Transferred	WIRED FUNDS SENT	BENE: ROBERT BIDEN ACCT: XXXXX5452	(20,000.00)
8/25	8/25	Funds Transferred	WIRED FUNDS SENT	BENE: ROBERT BIDEN ACCT: XXXXX5452	(20,000.00)
9/2	9/2	Online Transfer	FUNDS TRANSFERRED	CONFIRMATION # 22624169 TO 876-018475	(20,000.00)
9/4	9/4	Funds Transferred	WIRED FUNDS SENT	BENE: ROBERT BIDEN ACCT: XXXXX5452	(20,000.00)
9/12	9/12	Funds Transferred	WIRED FUNDS SENT	BENE: ROBERT BIDEN ACCT: XXXXX5452	(15,000.00)
9/30	9/30	Online Transfer	FUNDS TRANSFERRED	CONFIRMATION # 24951651 TO 876-018475	(12,500.00)
10/1	10/1	Funds Transferred	WIRED FUNDS SENT	BENE: WAKPAMNI TOWN CENTER 211 ACCT: XXXXXXXX7365	(15,000,000.00)
10/7	10/7	Funds Transferred	WIRED FUNDS SENT	BENE: ROBERT BIDEN ACCT: XXXXX5452	(20,000.00)



CLIENT STATEMENT

Recap of Cash Management Activity

Active Assets Account  
654-028319-041

ROSEMONT SENECA BOHAI, LLC  
C/O DEVON ARCHER

CASH RELATED ACTIVITY

ELECTRONIC TRANSFERS (DEBITS) (CONTINUED)

Transaction Date	Settlement Date	Activity Type	Description	Comments	Inflows/(Outflows)
10/10	10/10	Funds Transferred	WIRED FUNDS SENT	BENE: ROBERT BIDEN ACCT: XXXXX5452	(20,000.00)
10/15	10/15	Online Transfer	FUNDS TRANSFERRED	CONFIRMATION # 26521708 TO 876-019755	(18,000.00)
10/17	10/17	Online Transfer	FUNDS TRANSFERRED	CONFIRMATION # 26750982 TO 876-019755	(5,000.00)
10/20	10/20	Funds Transferred	WIRED FUNDS SENT	BENE: MATTHEW AND KERRY SHIMAI ACCT: XXXXX8124	(50,000.00)
10/20	10/20	Online Transfer	FUNDS TRANSFERRED	CONFIRMATION # 26866655 TO 876-019755	(1,500.00)
10/22	10/22	Funds Transferred	WIRED FUNDS SENT	BENE: ROBERT BIDEN ACCT: XXXXX0876	(10,000.00)
10/24	10/24	Funds Transferred	WIRED FUNDS SENT	BENE: AMERICAN OFFROAD LLC ACCT: XXXXXXXX2080	(10,000.00)
10/27	10/27	Funds Transferred	WIRED FUNDS SENT	BENE: ROSEMONT CAPITAL LLC ACCT: XXX9349	(50,000.00)
10/27	10/27	Funds Transferred	WIRED FUNDS SENT	BENE: ROBERT BIDEN ACCT: XXXXX5452	(20,000.00)
10/28	10/28	Online Transfer	FUNDS TRANSFERRED	CONFIRMATION # 27562915 TO 876-019755	(10,000.00)
11/4	11/4	Funds Transferred	WIRED FUNDS SENT	BENE: HEARTLAND BUSINESS CREDI ACCT: XXXXX9395	(7,914.61)
11/10	11/10	Funds Transferred	WIRED FUNDS SENT	BENE: ANDREW GODFREY ACCT: XXXXXXXX6365	(50,000.00)
11/10	11/10	Funds Transferred	WIRED FUNDS SENT	BENE: ROBERT BIDEN ACCT: XXXXX5452	(20,000.00)
11/10	11/10	Funds Transferred	WIRED FUNDS SENT	BENE: ELEVATIONS URBAN LANDSCA ACCT: XXXXX0260	(1,300.00)
11/12	11/12	Funds Transferred	WIRED FUNDS SENT	BENE: CRONE KLINE RINDE LLP ACCT: XXXXX5785	(600,513.00)
11/12	11/12	Funds Transferred	WIRED FUNDS SENT	BENE: BGW CONSULTING CORP ACCT: XXXXXXXX2981	(10,500.00)
11/12	11/12	Funds Transferred	WIRED FUNDS SENT	BENE: BGW CONSULTING CORP INC ACCT: XXXXXXXX2981	(8,000.00)
11/21	11/21	Funds Transferred	WIRED FUNDS SENT	BENE: DEVON ARCHER ACCT: XXXXXXXX6898	(1,000.00)
11/25	11/25	Funds Transferred	WIRED FUNDS SENT	BENE: ROBERT BIDEN ACCT: XXXXX5452	(25,000.00)



CLIENT STATEMENT

Recap of Cash Management Activity

Active Assets Account  
654-028319-041

ROSEMONT SENECA BOHAI, LLC  
C/O DEVON ARCHER

CASH RELATED ACTIVITY

ELECTRONIC TRANSFERS (DEBITS) (CONTINUED)

Transaction Date	Settlement Date	Activity Type	Description	Comments	Inflows/(Outflows)
12/3	12/3	Online Transfer	FUNDS TRANSFERRED	CONFIRMATION # 30734564 TO 654-028322	(5,000.00)
12/9	12/9	Funds Transferred	WIRED FUNDS SENT	BENE: BOHAI HARVEST RST SHANGH ACCT: XXXXXXXX7727	(484,920.00)
12/10	12/10	Funds Transferred	WIRED FUNDS SENT	BENE: RSTP CAPITAL ACCT: XXXXXX2742	(100,000.00)
12/15	12/15	Funds Transferred	WIRED FUNDS SENT	BENE: KRISTA AMMIRATI ARCHER D ACCT: XXXXX6403	(10,000.00)
12/19	12/19	Funds Transferred	WIRED FUNDS SENT	BENE: ROBERT BIDEN ACCT: XXXXX5452	(15,000.00)
12/19	12/19	Online Transfer	FUNDS TRANSFERRED	CONFIRMATION # 31306448 TO 654-028322	(15,000.00)
12/19	12/19	Online Transfer	FUNDS TRANSFERRED	CONFIRMATION # 31306419 TO 654-028318	(10,000.00)
12/22	12/22	Online Transfer	TRANSFER AS OF 12/20	CONFIRMATION # 31312573 TO 654-028322	(15,000.00)
12/22	12/22	Online Transfer	FUNDS TRANSFERRED	CONFIRMATION # 31346625 TO 654-028322	(4,000.00)
12/30	12/30	Funds Transferred	WIRED FUNDS SENT	BENE: NAVY SEAL FOUNDATION, IN ACCT: XXXXXX7226	(12,500.00)
12/30	12/30	Funds Transferred	WIRED FUNDS SENT	BENE: MCG AUTOMOTIVE, LLC ACCT: XXXXXX0802	(5,750.00)
<b>TOTAL ELECTRONIC TRANSFERS (DEBITS)</b>					<b>\$(19,082,947.97)</b>

OTHER CREDITS

Transaction Date	Settlement Date	Activity Type	Description	Comments	Inflows/(Outflows)
10/24	10/24	Transfer into Account	WAKPAMNI LAKE BE 6020 210C01		—
11/17	11/17	Other Credits	BANK DEPOSIT PROGRAM		1,996,899.32
<b>TOTAL OTHER CREDITS</b>					<b>\$1,996,899.32</b>

OTHER DEBITS

Transaction Date	Settlement Date	Activity Type	Description	Comments	Inflows/(Outflows)
3/14	3/14	Account Charge	AAA ANNUAL SERVICE FEE		\$(150.00)
3/20	3/20	Account Fee Adj	AAA FEE REVERSAL		150.00
3/20	3/20	Service Fee	ACH 000000 OVERLMT FEE		(25.00)
3/25	3/25	Service Fee Reversal	REV OVERLMT ACH FEE		25.00



CLIENT STATEMENT

Recap of Cash Management Activity

Active Assets Account  
654-028319-041

ROSEMONT SENECA BOHAI, LLC  
C/O DEVON ARCHER

CASH RELATED ACTIVITY

OTHER DEBITS (CONTINUED)

Transaction Date	Settlement Date	Activity Type	Description	Comments	Inflows/(Outflows)
9/29	9/29	Service Fee	RETURNED CHECK FEE		(25.00)
11/17	11/17	Other Debits	BANK DEPOSIT PROGRAM		(1,996,899.32)
<b>TOTAL OTHER DEBITS</b>					<b>\$(1,996,924.32)</b>
<b>TOTAL CASH RELATED ACTIVITY</b>					<b>\$2,104,132.01</b>

DEBIT CARD/CHECK ACTIVITY

DEBIT CARD

RESTAURANTS

Date of Activity	Date Paid	Description	Location/Phone	Expense Category	Credits/(Debits)
9/9	9/10	FOREIGN TRANSACTION FEE		Restaurants	\$(0.64)
9/9	9/10	GCL079R	GCL GB	Restaurants	(31.81)
<b>TOTAL RESTAURANTS</b>					<b>\$(32.45)</b>
<b>TOTAL DEBIT CARD</b>					<b>\$(32.45)</b>

CHECKS WRITTEN

CHECKS WITH NO CODE

Date Written	Date Paid	Check Number	Activity Type	Payee	Expense Category	Credits/(Debits)
3/14	3/25	1001	Check	SEBASTIAN MONTAZI		\$(10,000.00)
10/1	10/6	1003	Check	GG REALTY INC		(6,000.00)
2/10	10/6	1004	Check	DIMITRIY DOROGAN		(850.00)
10/22	11/17	1005	Check	THE WOLFF LAW FIRM		(3,779.38)
11/3	11/5	1007	Check	AU PAIR IN AMERICA		(78.30)
11/3	11/6	1007	Check - Adjustment	AU PAIR IN AMERICA		78.30
11/6	11/6	1007	Check	AU PAIR IN AMERICA ENB1106		(7,830.00)
11/12	11/18	1008	Check	SMART TUITION		(6,420.94)
11/19	11/20	1009	Check	NEIL CALLAHAN		(15,000.00)
12/3	12/4	1010	Check	DIMITRIY DOROGAN		(1,500.00)
4/19	4/22	1026	Check	HAMPTON WATERCRAFT & MARINE		(30,000.00)



CLIENT STATEMENT

Recap of Cash Management Activity

Active Assets Account  
654-028319-041

ROSEMONT SENECA BOHAI, LLC  
C/O DEVON ARCHER

DEBIT CARD/CHECK ACTIVITY

CHECKS WRITTEN (CONTINUED)

CHECKS WITH NO CODE (CONTINUED)

Date Written	Date Paid	Check Number	Activity Type	Payee	Expense Category	Credits/(Debits)
6/10	6/16	1028	Check	THE WOLFF LAW FIRM		(3,499.00)
9/5	9/8	1031	Check	FINE FARE EXPRESS INC		(3,500.00)
9/5	9/12	1032	Check	CLINT LARUE		(845.50)
9/5	9/8	1033	Check	DIMITRIY DOROGAN		(1,600.00)
9/16	9/22	1034	Check	NEIL CALLAHAN		(10,000.00)
12/22	12/29	1037	Check	NEW YORK STATE INCOME TAX		(80,000.00)
TOTAL CHECKS WITH NO CODE						\$(180,824.82)

TOTAL CHECKS WRITTEN

\$(180,824.82)

AUTOMATED PAYMENTS

Bill Pay and other electronic activity, which may include checks you wrote that were processed by Automated Clearing House processing.

Date of Payment	Date Paid	Activity Type	Payee	Credits/(Debits)
3/20	3/20	Automated Payment	AMEX EPayment	\$(450.00)
4/23	4/23	Automated Payment	AMEX EPayment ACH PMT	(17,731.09)
5/20	5/20	Automated Payment	AMEX EPayment ACH PMT	(11,022.26)
5/21	5/21	Automated Payment	Maritime Sea Ins Insurance	(1,139.00)
6/6	6/6	Automated Payment	BankoftheWest BOWLOANPAY	(1,335.48)
6/20	6/20	Automated Payment	AMEX EPayment ACH PMT	(39,645.67)
7/8	7/8	Automated Payment	BankoftheWest BOWLOANPAY	(1,338.48)
7/21	7/21	Automated Payment	AMEX EPayment ACH PMT	(49,481.26)
7/23	7/23	Automated Payment	BANK OF AMERICA ACCT CNFRM	(0.41)
7/24	7/24	Automated Payment	BANK OF AMERICA ONLINE PMT	(5,588.74)
8/11	8/11	Automated Payment	BANK OF THE WEST IC PAYMENT	(1,326.48)
8/19	8/19	Automated Payment	AMEX EPayment ACH PMT	(16,474.56)
9/4	9/4	Automated Payment	WU:Caliber WUCaliber	(11,510.25)
9/9	9/9	Automated Payment	BANK OF THE WEST IC PAYMENT	(1,326.48)
9/18	9/18	Automated Payment	AMEX EPayment ACH PMT	(32,293.10)
9/30	9/30	Automated Payment	BANK OF AMERICA ONLINE PMT	(5,000.00)
9/30	9/30	Automated Payment	BANK OF AMERICA ONLINE PMT	(3,000.00)
10/9	10/9	Automated Payment	BANK OF THE WEST IC PAYMENT	(1,326.48)
10/22	10/22	Automated Payment	AMEX EPayment ACH PMT	(60,161.32)



CLIENT STATEMENT

Recap of Cash Management Activity

Active Assets Account  
654-028319-041

ROSEMONT SENECA BOHAI, LLC  
C/O DEVON ARCHER

DEBIT CARD/CHECK ACTIVITY

AUTOMATED PAYMENTS (CONTINUED)

Date of Payment	Date Paid	Activity Type	Payee	Credits/(Debits)
10/30	10/30	Automated Payment	BANK OF AMERICA ONLINE PMT	(3,000.00)
11/12	11/12	Automated Payment	BANK OF THE WEST IC PAYMENT	(1,326.48)
11/13	11/13	Automated Payment	WU:Caliber WUCaliber	(14,954.12)
11/19	11/19	Automated Payment	AMEX EPayment ACH PMT	(106,632.59)
12/1	12/1	Automated Payment	BANK OF AMERICA ONLINE PMT	(3,000.00)
12/9	12/9	Automated Payment	BANK OF THE WEST IC PAYMENT	(1,326.48)
12/22	12/22	Automated Payment	AMEX EPayment ACH PMT	(49,305.30)
12/30	12/30	Automated Payment	BANK OF AMERICA ONLINE PMT	(3,000.00)
<b>TOTAL AUTOMATED PAYMENTS</b>				<b>\$(442,696.03)</b>

TOTAL DEBIT CARD/CHECK ACTIVITY

**\$(623,553.30)**



## Expanded Disclosures

Expanded Disclosures, which apply to all statements Morgan Stanley Smith Barney LLC (we/us) sends to you, are provided with your first statement and thereafter twice a year.

### Questions?

Questions regarding your account may be directed to either your Financial Advisor or the Branch Manager for the branch office where you maintain your account. If you require further assistance, call the Client Service Center at (800) 869-3326 or for account-related concerns contact our Client Advocate at (866) 227-2256 or via U.S. mail at P.O. Box 95002, South Jordan, Utah 84095.

### Errors and Inquiries

It is your responsibility to review your statement promptly and to seek immediate clarification about entries that you do not understand or believe were made in error by contacting the Branch Manager of the office where you maintain your account. Oral communications regarding any inaccuracy or discrepancy in this statement should be re-confirmed in writing to further protect your rights, including rights under the Securities Investor Protection Act (SIPA). Your statement will be deemed correct unless we receive a written inquiry of a suspected error. See your account documentation for special rules regarding your rights and responsibilities with respect to erroneous electronic fund transfers, including a description of the transfers covered.

### Account Valuation

Account values are computed by adding (1) the market value of all priced positions and (2) market values provided by pricing services and/or outside custodians, as applicable for other positions, and by adding any credit or subtracting any debit to your closing Cash, Money Market Funds and/or Deposit balance. Cash, Deposits and Money Market Funds are displayed on a settlement date basis, and other positions are displayed in your account on a trade date basis. The values of fixed income positions in summary displays include accrued interest in the totals. In the "Holdings" section, fixed income market value and accrued interest are also displayed in separate columns. Accrued interest is the interest earned but not yet paid on the bond since its last interest payment. In most cases, it is calculated from the date of the last coupon payment (or "dated date") through the closing date of the statement. Foreign Currency Deposits are reflected in U.S. dollars as of the statement end date. The Annual Percentage Yield (APY) for deposits represents the applicable rate in effect for your deposits at the statement ending date. This APY may be different than the APY that was in effect during the statement period. For current Bank Deposit or Money Market Fund yields, go to [www.morganstanleyindividual.com/AccountOptions/ActiveAssets/InvestmentFeatures](http://www.morganstanleyindividual.com/AccountOptions/ActiveAssets/InvestmentFeatures).

### Additional Retirement Account Information

Tax-qualified account contributions are subject to IRS eligibility rules and regulations. The Contributions information in this statement reflects contributions for a particular account, without reference to any other account. Check with your tax advisor to verify how much you can contribute, if the contribution will be tax deductible, and if other special rules apply (e.g., to conversions/recharacterizations of Traditional to Roth/Roth to Traditional IRAs). Tax reporting is provided for IRA, VIP Basic and 403(b) accounts but not for VIP Plus and RPM accounts. The account value used for your Required Minimum Distribution calculation, if any, is based on the prior December 31st Account Value, including accrued interest. Additionally, for IRAs (1) the "Max. Individual Contributions Allowed (by SSN)" reflects the annual limit on contributions that you can make to Traditional and Roth IRAs under the Internal Revenue Code (this limit applies on a per person basis, not per account; other rules apply to IRAs which are part of employer-sponsored plans); (2) you cannot make an individual contribution to a Traditional IRA for the year in which you reach age 70 1/2 or any later year; and (3) the categorization of any contribution's deductibility is based upon information provided by you. The information included in this statement is not intended to constitute tax, legal or accounting advice. Contact us if any of this information is incorrect.

### Availability of Free Credit Balances and Financial Statements

Under the customer protection rules of the SEC [17 CFR §240.15c3-3], we may use funds comprising free credit balances carried for customer accounts here, provided that these funds are payable to customers on demand (i.e., are free of a lien or right of set-off in our favor or on behalf of some third party to whom you have given control). A financial statement of this organization is available for your personal inspection at its offices, or a copy will be mailed to you upon your written request.

### Gain/(Loss) Information

Gain/(Loss) is provided for informational purposes. It is not a substitute for Internal Revenue Service (IRS) Form 1099 (on which we report cost basis for covered securities) or any other IRS tax form, and should not be used for tax preparation. Unrealized Gain/(Loss) provided on this statement is an estimate. Contact your own independent legal or tax advisor to determine the appropriate use of the Gain/(Loss) information on this statement. For more information, go to [www.morganstanley.com/wealth/disclosures/disclosures.asp](http://www.morganstanley.com/wealth/disclosures/disclosures.asp), or call Client Service Center.

### Tax Reporting

Under Federal Income Tax law, we are required to report the gross proceeds of sales transactions (including entering into short sales) to reportable (i.e. non-retirement) accounts on Form 1099-B by February 15 of the year following the calendar year of the transaction. For the

sale of certain securities acquired on or after January 1, 2011 we are required to report additional transaction information on Form 1099-B. The information reported on your Form 1099-B for the calendar year should be exclusively relied upon for the purpose of filing your tax return for the year. Under U.S. Internal Revenue Service regulations, if you have not provided us with a certification of either U.S. or foreign status on an appropriate Form W-9 or W-8, your accounts may be subject to either 28% back-up withholding or 30% nonresident alien withholding on payments made to your accounts.

### Investment Objectives

The following is an explanation of the investment objective alternatives applicable to your account(s): Income - for investors seeking regular income with low to moderate risk to principal; Capital Appreciation - for investors seeking capital appreciation with moderate to high risk to principal; Aggressive Income - for investors seeking higher returns either as growth or as income with greater risk to principal; Speculation - for investors seeking high profits or quick returns with considerable possibility of losing most or all of their investment.

### Listed Options

Information with respect to commissions and other charges related to the execution of options transactions has been included in confirmations of such transactions previously furnished to you and such information will be made available to you promptly at your request. Promptly advise us of any material change in your investment objectives or financial situation.

**Important Information if you are a Margin Customer**(not available for certain retirement accounts)

If you have margin privileges, you may borrow money from us in exchange for pledging assets in your accounts as collateral. The amount you may borrow is based on the value of eligible securities in your margin accounts. If a security has eligible shares the number of shares pledged as collateral is indicated below the position. If you have a margin account, as permitted by law, we may use certain securities in your account for, among other things, settling short sales or lending the securities for short sales, for which we may receive compensation.

### Margin Interest Charges

We calculate interest charges on margin loans as follows: (1) multiply the applicable margin interest rate by the daily close of business net settled debit balance, and (2) divide by 360 (days). Margin interest accrues daily throughout the month and is added to your debit balance at month-end. The month-end interest charge is the sum of the daily accrued interest calculations for the month. We add the accrued interest to your debit balance and start a new calculation each time the applicable interest rate changes and at the close of every statement month. For current margin loan interest rates, go to

CONTINUED



## Expanded Disclosures (CONTINUED)

[www.morganstanley.com/online/MIRates](http://www.morganstanley.com/online/MIRates).

**Information regarding Special Memorandum Account**

If you have a Margin Account, this is a combined statement of your Margin Account and Special Memorandum Account maintained for you under Section 220.5 of Regulation T issued by the Board of Governors of the Federal Reserve System. The permanent record of the Special Memorandum Account as required by Regulation T is available for your inspection at your request.

**Money Market Fund (MMF) Pricing**

An investment in a MMF is neither insured nor guaranteed by the Federal Deposit Insurance Corporation (FDIC) or any other government agency. Although MMFs seek to preserve the value of your investment at \$1.00 per share, there can be no assurance that will occur and it is possible to lose money should the fund value per share fall. In some circumstances MMFs may cease operations when the value of a fund drops below \$1.00 per share. In that event, the fund's holdings would be liquidated and distributed to the fund's shareholders. This process could take up to one month or more. During that time, these funds would not be available to you to support purchases, withdrawals, and if applicable, check writing or ATM debits from your account.

**Notice Regarding Investment Advisor Research**

Morgan Stanley's Consulting Group Investment Advisor Research conducts research on various mutual funds and exchange-traded funds for clients holding those funds in certain investment advisory programs. If you have invested in any of these funds in another type of account, such as a brokerage account, you will not receive the same research materials and status updates on the funds as we provide to investment advisory clients (including instructions on selling fund shares).

**Pricing of Securities**

The prices of securities are derived from various sources, and do not necessarily represent the prices at which those securities could have been bought or sold. Although we attempt to use reliable sources of information, we can offer no assurance as to their accuracy. Prices of securities not actively traded may not be available, and are indicated by N/A (not available). For additional information on how we price securities, go to

[www.morganstanley.com/wealth/disclosures/disclosures.asp](http://www.morganstanley.com/wealth/disclosures/disclosures.asp).

**Important Information About Auction Rate Securities**

For certain Auction Rate Securities there is no or limited liquidity. Therefore, the price(s) for any Auction Rate Securities shown may not reflect the price(s) you would receive upon a sale at auction or in a secondary market transaction, and is not an indication of any offer to purchase at such price. There can be no assurance that a successful auction will occur or that a secondary market exists or will develop for a particular security. The prices of any Auction Rate Securities in most

cases reflect par value, but may be derived from various sources. These prices may differ from: prices provided to us or our affiliates by outside pricing services; our affiliates' own internal bookkeeping valuations; prices of transactions executed in any secondary market that exists or may develop; and/or the prices at which issuer repurchases or redemptions may occur.

**Special Considerations Regarding Structured Investments**

Structured Investments are complex products and may be subject to special risks, which may include, but are not limited to: loss of initial investment; issuer credit risk and price volatility resulting from any actual or anticipated changes to issuer's and/or guarantor's credit ratings or credit spreads; limited or no appreciation and limits on participation in any appreciation of underlying asset(s); risks associated with the underlying reference asset(s); no periodic payments; call prior to maturity; early redemption fees for market linked deposits; lower interest rates and/or yield compared to conventional debt with comparable maturity; unique tax implications; limited or no secondary market; and conflicts of interest due to affiliation, compensation or other factors which could adversely affect market value or payout to investors. Investors also should consider the concentration risk of owning the related security and their total exposure to any underlying asset. Structured Investments may not perform in a manner consistent with the statement product category where they appear and therefore may not satisfy portfolio asset allocation needs for that category. Accrued interest, estimated annual income and estimated yield for Structured Investments with a contingent income feature, including Range Accrual Notes and Contingent Income Notes, assume optimal performance of the underlying asset(s) and payment in full of all contingent interest. However, contingent interest is only paid if the specified accrual conditions are met during the relevant observation period. Actual accrued interest, annual income and yield will be dependent upon the performance of the underlying asset(s) and may be significantly lower than the estimates shown. For more information about the risks specific to your Structured Investments, you should contact your Financial Advisor.

**Security Measures**

This statement features several embedded security elements to safeguard its authenticity. One is a unique security mark--a blue rectangle printed in heat-sensitive ink on the back of every page. When exposed to warmth, the blue rectangle will disappear, and then reappear.

**SIPC Protection**

We are a member of Securities Investor Protection Corporation (SIPC), which protects securities of its customers up to \$500,000 (including \$250,000 for claims for cash). An explanatory brochure is available

upon request or at [www.sipc.org](http://www.sipc.org). Losses due to market fluctuation are not protected by SIPC and assets not held with us may not be covered by SIPC protection. To obtain information about SIPC, including an explanatory SIPC brochure, contact SIPC at 1-202-371-8300 or visit [www.sipc.org](http://www.sipc.org).

**Certain Assets Not Held at Morgan Stanley Smith Barney LLC**

You may purchase certain assets through us that may be held at another financial institution. Assets not held with us may not be covered by SIPC protection. We may include information about certain of these assets on this statement solely as a service to you and are not responsible for any information provided by external sources. Generally, any financial institution that holds securities is responsible for year-end reporting (1099s) and separate periodic statements, which may vary from our information due to different tax reporting periods. In the case of networked mutual funds, we perform all year-end tax reporting. Under certain circumstances, such as IRA accounts, we perform all tax reporting.

**Total Income**

Total income, as used in the income summaries, represents dividends and/or interest on securities we receive on your behalf and credit to your account(s) during the calendar year. We report dividend distributions and taxable bond interest credited to your account to the Internal Revenue Service. The totals we report may differ from those indicated as "This Year" figures on the last statement for the calendar year. In the case of Real Estate Investment Trusts (REITs), Master Limited Partnerships, Regulated Investment Companies and Unit Investment Trusts, some sponsors may reclassify the distribution to a different tax type for year-end reporting.

**Transaction Dates and Conditions**


Transactions display trade date and settlement date. Transactions are included on this statement on trade date basis (excluding BDP and MMFs). Trades that have not settled as of statement month end will also be displayed in the "Unsettled Purchases/Sales Activity" section. Upon written request, we will give you the date and time of a transaction and the name of the other party to a transaction. We and/or our affiliates may accept benefits that constitute payment for order flow. Details regarding these benefits and the source and amount of any other remuneration received or to be received by us in connection with any transaction will be furnished upon written request.

**Tax and Legal Disclosure**

Morgan Stanley does not provide legal or tax advice. Please consult your own tax advisor.

Revised 09/2014





**This page intentionally left blank**



**CLIENT STATEMENT** | For the Period January 1-31, 2015

**STATEMENT FOR:**  
RSB, LLC  
C/O DEVON ARCHER

**TOTAL VALUE OF YOUR ACCOUNT** (as of 1/31/15)  
*Includes Accrued Interest*

**\$17,675,131.67**

*Morgan Stanley Private Wealth Management, a division of Morgan Stanley Smith Barney LLC.  
Member SIPC.*

**Your Private Wealth Advisor Team**  
WOOL/NILES  
212-893-6507

**Your Branch**  
399 PARK AVE 12TH FL  
NEW YORK, NY 10022  
Telephone: 212-893-6300; Alt. Phone: 800-223-0270; Fax: 212-893-6301

#BWNJGWM

RSB, LLC  
C/O DEVON ARCHER  
152 W 57TH ST  
47TH FL  
NEW YORK NY 10019-3480

**Client Service Center** (24 Hours a Day; 7 Days a Week) : 800-668-8168  
+1 801-617-9179 (Int'l Collect)

**Access Your Account Online:** [www.morganstanley.com/PWM](http://www.morganstanley.com/PWM)

654 - 028319 - 041 - 1 - 0



Account Summary

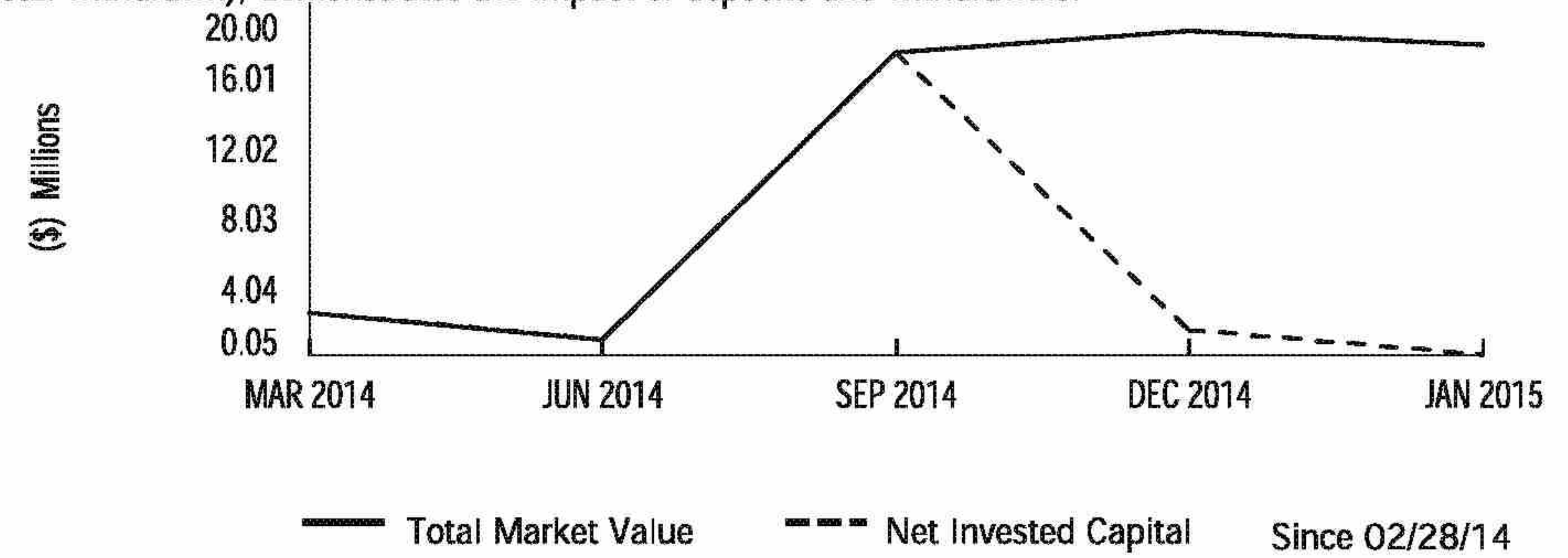
Active Assets Account RSB, LLC  
654-028319-041 C/O DEVON ARCHER

CHANGE IN VALUE OF YOUR ACCOUNTS (includes accrued interest)

	This Period (1/1/15-1/31/15)	This Year (1/1/15-1/31/15)
<b>TOTAL BEGINNING VALUE</b>	<b>\$18,436,429.61</b>	<b>\$18,436,429.61</b>
Credits	213,915.73	213,915.73
Debits	(583,527.34)	(583,527.34)
Security Transfers	(1,057,364.00)	(1,057,364.00)
<b>Net Credits/Debits/Transfers</b>	<b>\$(1,426,975.61)</b>	<b>\$(1,426,975.61)</b>
<b>Change in Value</b>	<b>665,677.67</b>	<b>665,677.67</b>
<b>TOTAL ENDING VALUE</b>	<b>\$17,675,131.67</b>	<b>\$17,675,131.67</b>

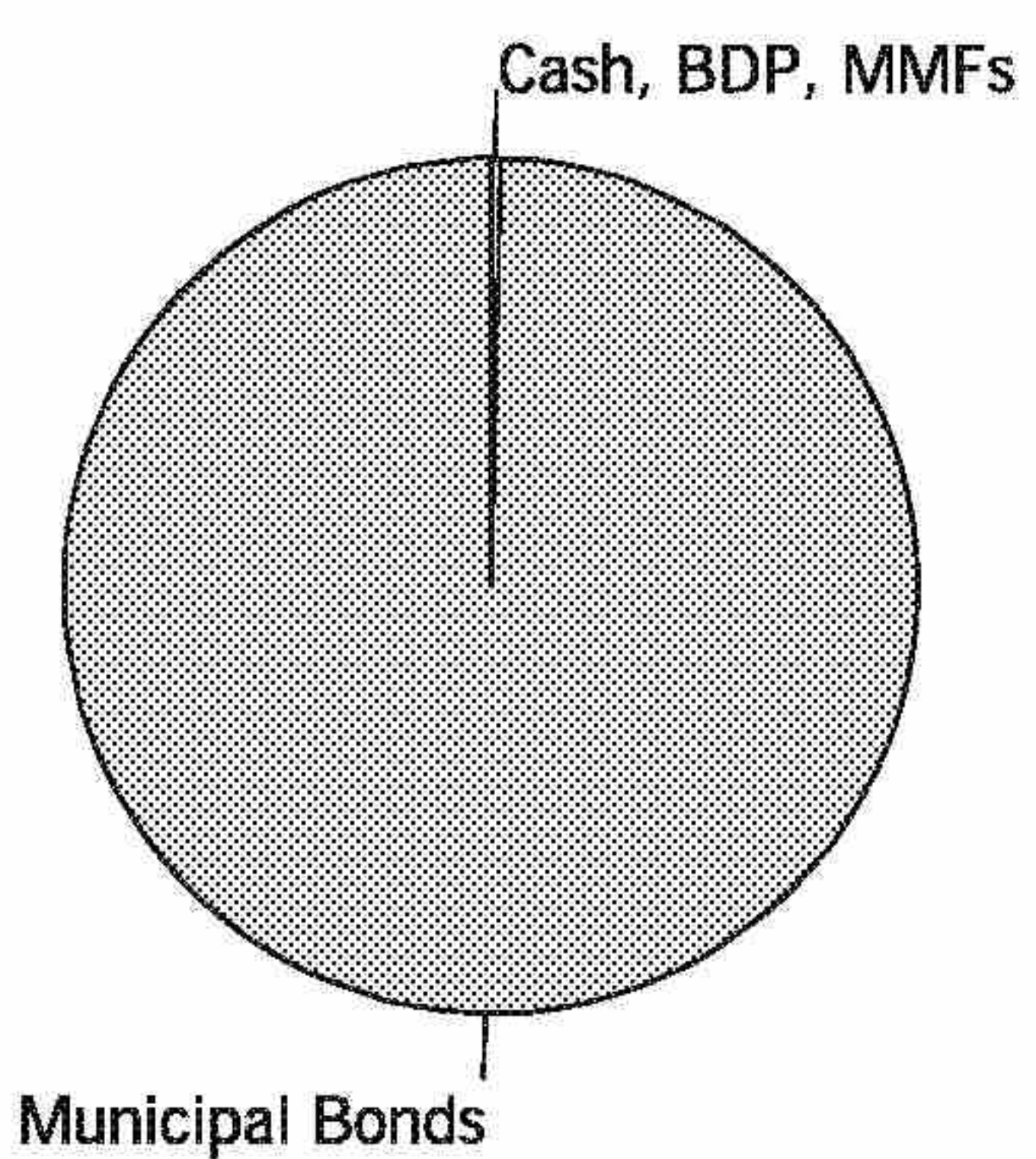
CHANGE IN VALUE OVER TIME

The display of market value (total account value) and net invested capital (total amount invested minus total withdrawn), demonstrates the impact of deposits and withdrawals.



*This graph does not reflect corrections to Net Invested Capital or Market Value made subsequent to the dates depicted. It may exclude transactions in Annuities or positions where we are not the custodian, which could delay the reporting of Market Value or affect the Net Invested Capital.*

ALLOCATION OF HOLDINGS



	Market Value	Percentage %
Cash, BDP, MMFs*	\$73,473.35	0.4
Municipal Bonds ^	17,601,658.32	99.6
<b>TOTAL VALUE^</b>	<b>\$17,675,131.67</b>	<b>100.0%</b>

*This allocation represents holdings on a trade date basis, and projected settled Cash/BDP and MMF balances. These classifications are not intended to serve as a suitability analysis. \* FDIC rules apply and Bank Deposits are eligible for FDIC insurance but are not covered by SIPC. Cash and securities (including MMFs) are eligible for SIPC coverage. See Expanded Disclosures. ^ Includes Estimated Accrued Interest.*



Account Summary

Active Assets Account RSB, LLC  
654-028319-041 C/O DEVON ARCHER

BALANCE SHEET (^ includes accrued interest)

	Last Period (as of 12/31/14)	This Period (as of 1/31/15)
Cash, BDP, MMFs	\$460,642.76	\$73,473.35
ETFs & CEFs	1,027,478.50	—
Municipal Bonds ^	16,948,308.35	17,601,658.32
<b>Total Assets</b>	<b>\$18,436,429.61</b>	<b>\$17,675,131.67</b>
<b>Total Liabilities</b> (outstanding balance)	—	—
<b>TOTAL VALUE</b>	<b>\$18,436,429.61</b>	<b>\$17,675,131.67</b>

CASH FLOW

	This Period (1/1/15-1/31/15)	This Year (1/1/15-1/31/15)
<b>OPENING CASH, BDP, MMFs</b>	<b>\$460,642.76</b>	<b>\$460,642.76</b>
Purchases	(692,761.13)	(692,761.13)
Sales and Redemptions	675,189.23	675,189.23
Income and Distributions	14.10	14.10
<b>Total Investment Related Activity</b>	<b>\$(17,557.80)</b>	<b>\$(17,557.80)</b>
Electronic Transfers-Credits	213,915.73	213,915.73
Electronic Transfers-Debits	(300,327.33)	(300,327.33)
<b>Total Cash Related Activity</b>	<b>\$(86,411.60)</b>	<b>\$(86,411.60)</b>
Checks Written	(234,745.83)	(234,745.83)
Automated Payments	(48,454.18)	(48,454.18)
<b>Total Card/Check Activity</b>	<b>\$(283,200.01)</b>	<b>\$(283,200.01)</b>
<b>CLOSING CASH, BDP, MMFs</b>	<b>\$73,473.35</b>	<b>\$73,473.35</b>

INCOME AND DISTRIBUTION SUMMARY

	This Period (1/1/15-1/31/15)	This Year (1/1/15-1/31/15)
Interest	\$14.10	\$14.10
<b>Total Taxable Income And Distributions</b>	<b>\$14.10</b>	<b>\$14.10</b>
<b>Total Tax-Exempt Income</b>	—	—
<b>TOTAL INCOME AND DISTRIBUTIONS</b>	<b>\$14.10</b>	<b>\$14.10</b>

Taxable and tax exempt income classifications are based on the characteristics of the underlying securities and not the taxable status of the account.

GAIN/(LOSS) SUMMARY

	Realized This Period (1/1/15-1/31/15)	Realized This Year (1/1/15-1/31/15)	Unrealized Inception to Date (as of 1/31/15)
Short-Term Gain	\$4,231.79	\$4,231.79	—
Short-Term (Loss)	(13,136.62)	(13,136.62)	—
<b>Total Short-Term</b>	<b>\$(8,904.83)</b>	<b>\$(8,904.83)</b>	—

The Gain/(Loss) Summary, which may change due to basis adjustments, is provided for informational purposes and should not be used for tax preparation. Refer to Gain/(Loss) in the Expanded Disclosures.



Account Detail

Active Assets Account RSB, LLC  
654-028319-041 C/O DEVON ARCHER

Investment Objectives†: Capital Appreciation, Aggressive Income

Brokerage Account

† Inform us if your investment objectives, as defined in the Expanded Disclosures, change.

HOLDINGS

This section reflects positions purchased/sold on a trade date basis. "Market Value" and "Unrealized Gain/(Loss)" may not reflect the value that could be obtained in the market. Fixed Income securities are sorted by maturity or pre-refunding date, and alphabetically within date. Estimated Annual Income a) is calculated on a pre-tax basis, b) does not include any reduction for applicable non-US withholding taxes, c) may include return of principal or capital gains which could overstate such estimates, and d) for securities that have a defined maturity date within the next 12 months, is reflected only through maturity date. Actual income or yield may be lower or higher than the estimates. Current yield reflects the income generated by an investment, and does not reflect changes in its price. Structured products, identified in the Security Description column, appear in various statement product categories. When displayed, accrued interest, annual income and yield for structured products with a contingent income feature (such as Range Accrual Notes or contingent Income Notes) are estimates and assume specified accrual conditions are met during the relevant period and payment in full of all contingent interest. For Floating Rate Securities, the accrued interest, annual income and yield are estimates based on the current floating coupon rate and may not reflect historic rates within the accrual period.

CASH, BANK DEPOSIT PROGRAM AND MONEY MARKET FUNDS

Cash, Bank Deposit Program, and Money Market Funds are generally displayed on a settlement date basis. You have the right to instruct us to liquidate your bank deposit balance(s) or shares of any money market fund balance(s) at any time and have the proceeds of such liquidation remitted to you. Estimated Annual Income, Accrued Interest, and APY% will only be displayed for fully settled positions.

Description	Value	Estimated Annual Income	7-Day Current Yield %	Annual Percentage Yield %
MORGAN STANLEY BANK N.A. #	\$73,468.25	\$37.00	—	0.050
MORGAN STANLEY PRIVATE BANK NA #	5.10	—	—	0.050

	Percentage of Assets %	Market Value	Estimated Annual Income Accrued Interest
CASH, BDP, AND MMFs	0.4%	\$73,473.35	\$37.00 \$0.00

# Bank Deposits are held at either: (1) Morgan Stanley Bank, N.A., and/or Morgan Stanley Private Bank, National Association, affiliates of Morgan Stanley Smith Barney LLC, or (2) Citibank, N.A., each a national bank and FDIC member.

MUNICIPAL BONDS

Security Description	Trade Date	Face Value	Orig. Unit Cost Adj. Unit Cost	Orig. Total Cost Adj. Total Cost	Market Value	Unrealized Gain/(Loss)	Estimated Annual Income Accrued Interest	Yield %
WAKPAMNI LAKE SD CMNTY CORP SPL LIMITED REVENUE CUSIP 931130AC2	—	15,000,000.000	—	Please Provide	\$17,253,000.00	N/A	\$903,000.00 \$348,658.32	5.23

Unit Price: \$115.020; Coupon Rate 6.020%; Matures 10/01/2021; Interest Paid Annually Oct 01; Yield to Maturity 3.476%; First Coupon 10/01/15; Subject to Federal Tax; Issued 09/12/14; In Safekeeping: 15,000,000.000



Account Detail

Active Assets Account RSB, LLC  
654-028319-041 C/O DEVON ARCHER

	Face Value Percentage of Assets %	Orig. Total Cost Adj. Total Cost	Market Value	Unrealized Gain/(Loss)	Estimated Annual Income Accrued Interest	Yield %
MUNICIPAL BONDS	15,000,000.000	\$0.00 \$0.00	\$17,253,000.00	\$0.00 ST	\$903,000.00 \$348,658.32	5.23%
TOTAL MUNICIPAL BONDS (incl. accr. int.)	99.6%		\$17,601,658.32			
	Percentage of Assets %	Total Cost	Market Value	Unrealized Gain/(Loss)	Estimated Annual Income Accrued Interest	Yield %
TOTAL MARKET VALUE	100.0%	\$0.00	\$17,326,473.35	\$0.00 ST	\$903,037.00 \$348,658.32	5.11%

TOTAL VALUE (includes accrued interest) \$17,675,131.67

Unrealized Gain/(Loss) totals only reflect positions that have cost basis and/or market value information available. Cash, MMF, Deposits and positions stating 'Please Provide' are not included.

ACTIVITY

CASH FLOW ACTIVITY BY DATE

Transaction Settlement							
Date	Date	Activity Type	Description	Comments	Quantity	Price	Credits/(Debits)
1/6	1/6	Funds Received	WIRED FUNDS RECEIVED	AS PRIVATBANK BURISMA HOLDINGS LIMITED			\$47,249.07
1/6	1/6	Funds Transferred	WIRED FUNDS SENT	BENE: DEVON ARCHER ACCT: XXXX3683			(123,727.33)
1/6	1/6	Online Transfer	FUNDS TRANSFERRED	CONFIRMATION # 32020852 TO 654-028322			(10,000.00)
1/7	1/21	Check	THE WOLFF LAW FIRM	Check # 1046			(3,165.70)
1/8	1/12	Check	EPC GRP INC	Check # 1041			(9,000.00)
1/8	1/13	Check	DANIEL GRELLA	Check # 1039			(6,000.00)
1/8	1/13	Check	DOMINICK GRELLA	Check # 1040			(6,000.00)
1/8	1/8	Funds Transferred	WIRED FUNDS SENT	BENE: ROBERT BIDEN ACCT: XXXX5452			(10,000.00)
1/9	1/9	Automated Payment	BANK OF THE WEST IC PAYMENT	AUTOMATIC BILL PAYMENT			(1,326.48)
1/12	1/21	Check	U S TREASURY	Check # 1042			(200,000.00)
1/12	1/20	Check	JESSUP LANDSCAPING INC	Check # 1044			(3,000.00)
1/12	1/21	Check	THE TOLL ROADS VIOLATION DEPT	Check # 1043			(1,580.13)
1/14	1/20	Sold	HEALTH CARE SEL SECT SPDR FD	PREFERENTIAL RATE COMM. 1.5 CENTS PER SHARE ACTED AS AGENT	4,950.000	69.8728	345,781.96
1/14	1/15	Check	EPC GRP INC	Check # 1045			(6,000.00)



Account Detail

Active Assets Account  
654-028319-041

RSB, LLC  
C/O DEVON ARCHER

CASH FLOW ACTIVITY BY DATE (CONTINUED)

Transaction Settlement							
Date	Date	Activity Type	Description	Comments	Quantity	Price	Credits/(Debits)
1/14	1/20	Bought	ENERGY SEL SECT SPDR FD	PREFERENTIAL RATE COMM. 1.5 CENTS PER SHARE ACTED AS AGENT	4,900.000	73.2270	(358,892.30)
1/15	1/15	Funds Received	WIRED FUNDS RECEIVED	AS PRIVATBANK BURISMA HOLDINGS LIMITED			83,333.33
1/15	1/15	Funds Received	WIRED FUNDS RECEIVED	AS PRIVATBANK BURISMA HOLDINGS LIMITED			83,333.33
1/15	1/21	Sold	THE TECHNOLOGY SEL SEC SPDR FD	PREFERENTIAL RATE COMM. 1.0 CENTS PER SHARE ACTED AS AGENT	8,200.000	40.1833	329,407.27
1/15	1/21	Bought	CONS DISCRET SEL SECT SPDR FD	PREFERENTIAL RATE COMM. 1.0 CENTS PER SHARE ACTED AS AGENT	2,600.000	69.1962	(179,942.62)
1/15	1/21	Bought	ENERGY SEL SECT SPDR FD	PREFERENTIAL RATE COMM. 1.0 CENTS PER SHARE ACTED AS AGENT	2,100.000	73.2851	(153,926.21)
1/21	1/21	Cash Transfer	FUNDS TRANSFERRED	CONFIRMATION # 32436149 TO 654-029324			(10,000.00)
1/21	1/21	Funds Transferred	WIRED FUNDS SENT	BENE: RSTP CAPITAL ACCT: XXXXXX2742			(25,000.00)
1/22	1/22	Funds Transferred	WIRED FUNDS SENT	BENE: ARCADIA RESOURCES INVEST ACCT: XXXXXX1978			(30,500.00)
1/22	1/22	Funds Transferred	WIRED FUNDS SENT	BENE: ROBERT BIDEN ACCT: XXXXX5452			(15,000.00)
1/23	1/23	Automated Payment	AMEX EPayment ACH PMT	AUTOMATIC BILL PAYMENT			(36,752.70)
1/23	1/23	Funds Transferred	WIRED FUNDS SENT	BENE: DMITRIY DOROGAN ACCT: XXXXXX1282			(1,500.00)
1/26	1/26	Online Transfer	FUNDS TRANSFERRED	CONFIRMATION # 32564340 TO 654-028322			(41,000.00)
1/27	1/27	Funds Transferred	WIRED FUNDS SENT	BENE: BGW CONSULTING CORP INC ACCT: XXXXXXXX2981			(18,600.00)
1/30	1/30	Interest Income	MORGAN STANLEY BANK N.A. (Period 01/01-01/31)				9.00
1/30	1/30	Interest Income	MORGAN STANLEY PRIVATE BANK NA (Period 01/01-01/31)				5.10
1/30	1/30	Automated Payment	VRBO 388264 38 RENT	AUTOMATIC BILL PAYMENT			(7,375.00)
1/30	1/30	Automated Payment	BANK OF AMERICA ONLINE PMT	AUTOMATIC BILL PAYMENT			(3,000.00)
1/30	1/30	Funds Transferred	WIRED FUNDS SENT	BENE: ROBERT BIDEN ACCT: XXXXX5452			(15,000.00)



Account Detail

Active Assets Account  
654-028319-041

RSB, LLC  
C/O DEVON ARCHER

CASH FLOW ACTIVITY BY DATE (CONTINUED)

Transaction Settlement Date	Date	Activity Type	Description	Comments	Quantity	Price	Credits/(Debits)
<b>NET CREDITS/(DEBITS)</b>							<b>\$(387,169.41)</b>

Purchase and Sale transactions above may have received an average price execution. Details regarding the actual prices are available upon request.

DEBIT CARD & CHECKING ACTIVITY

CHECKS WRITTEN

Date Written	Date Paid	Check Number	Activity Type	Payee	Expense Category	Credits/(Debits)
1/8	1/13	1039	Check	DANIEL GRELLA		\$(6,000.00)
1/8	1/13	1040	Check	DOMINICK GRELLA		(6,000.00)
1/8	1/12	1041	Check	EPC GRP INC		(9,000.00)
1/12	1/21	1042	Check	U S TREASURY		(200,000.00)
1/12	1/21	1043	Check	THE TOLL ROADS VIOLATION DEPT		(1,580.13)
1/12	1/20	1044	Check	JESSUP LANDSCAPING INC		(3,000.00)
1/14	1/15	1045	Check	EPC GRP INC		(6,000.00)
1/7	1/21	1046	Check	THE WOLFF LAW FIRM		(3,165.70)
<b>TOTAL CHECKS WRITTEN</b>						<b>\$(234,745.83)</b>

AUTOMATED PAYMENTS

Bill pay and other electronic activity, which may include checks you wrote that were processed by Automated Clearing House processing.

Date of Payment	Date Paid	Activity Type	Payee	Credits/(Debits)
1/9	1/9	Automated Payment	BANK OF THE WEST IC PAYMENT	\$(1,326.48)
1/23	1/23	Automated Payment	AMEX EPayment ACH PMT	(36,752.70)
1/30	1/30	Automated Payment	VRBO 388264 38 RENT	(7,375.00)
1/30	1/30	Automated Payment	BANK OF AMERICA ONLINE PMT	(3,000.00)
<b>TOTAL AUTOMATED PAYMENTS</b>				<b>\$(48,454.18)</b>

MONEY MARKET FUND (MMF) AND BANK DEPOSIT PROGRAM ACTIVITY

Date	Activity Type	Description	Credits/(Debits)
1/6	Automatic Investment	BANK DEPOSIT PROGRAM	\$47,249.07
1/7	Automatic Redemption	BANK DEPOSIT PROGRAM	(133,727.33)
1/9	Automatic Redemption	BANK DEPOSIT PROGRAM	(11,326.48)



Account Detail

Active Assets Account  
654-028319-041

RSB, LLC  
C/O DEVON ARCHER

MONEY MARKET FUND (MMF) AND BANK DEPOSIT PROGRAM ACTIVITY (CONTINUED)

Date	Activity Type	Description	Credits/(Debits)
1/12	Automatic Redemption	BANK DEPOSIT PROGRAM	(9,000.00)
1/13	Automatic Redemption	BANK DEPOSIT PROGRAM	(12,000.00)
1/15	Automatic Investment	BANK DEPOSIT PROGRAM	160,666.66
1/20	Automatic Redemption	BANK DEPOSIT PROGRAM	(16,110.34)
1/21	Automatic Redemption	BANK DEPOSIT PROGRAM	(219,207.39)
1/22	Automatic Redemption	BANK DEPOSIT PROGRAM	(25,000.00)
1/23	Automatic Redemption	BANK DEPOSIT PROGRAM	(82,252.70)
1/26	Automatic Redemption	BANK DEPOSIT PROGRAM	(1,500.00)
1/27	Automatic Redemption	BANK DEPOSIT PROGRAM	(41,000.00)
1/28	Automatic Redemption	BANK DEPOSIT PROGRAM	(18,600.00)
1/30	Automatic Investment	BANK DEPOSIT PROGRAM	9.00
1/30	Automatic Investment	BANK DEPOSIT PROGRAM	5.10
1/30	Automatic Redemption	BANK DEPOSIT PROGRAM	(25,375.00)
<b>NET ACTIVITY FOR PERIOD</b>			<b>\$(387,169.41)</b>

TRANSFERS, CORPORATE ACTIONS AND ADDITIONAL ACTIVITY

SECURITY TRANSFERS

Date	Activity Type	Security (Symbol)	Comments	Quantity	Accrued Interest	Amount
1/21	Transfer out of Account	CONS DISCRET SEL SECT SPDR FD	PER VERBAL INSTRUCTIONS TO 654-029324-000 AO 01/21/15	7,450.000		\$(519,414.00)
1/21	Transfer out of Account	ENERGY SEL SECT SPDR FD	PER VERBAL INSTRUCTIONS TO 654-029324-000 AO 01/21/15	7,000.000		(537,950.00)

**TOTAL SECURITY TRANSFERS** **\$(1,057,364.00)**

REALIZED GAIN/(LOSS) DETAIL

SHORT-TERM GAIN/(LOSS)

Security Description	Date Acquired	Date Sold	Quantity	Sales Proceeds	Orig / Adj Total Cost	Realized Gain/(Loss)	Comments
HEALTH CARE SEL SECT SPDR FD	11/19/14	01/14/15	4,950.000	\$345,781.96	\$341,550.17	\$4,231.79	



Account Detail

Active Assets Account  
654-028319-041

RSB, LLC  
C/O DEVON ARCHER

REALIZED GAIN/(LOSS) DETAIL (CONTINUED)

SHORT-TERM GAIN/(LOSS) (CONTINUED)

Security Description	Date Acquired	Date Sold	Quantity	Sales Proceeds	Orig / Adj Total Cost	Realized Gain/(Loss)	Comments
THE TECHNOLOGY SEL SEC SPDR FD	11/19/14	01/15/15	8,200.000	329,407.27	342,543.89	(13,136.62)	
<b>Short-Term This Period</b>				<b>\$675,189.23</b>	<b>\$684,094.06</b>	<b>\$(8,904.83)</b>	
<b>Short-Term Year to Date</b>				<b>\$675,189.23</b>	<b>\$684,094.06</b>	<b>\$(8,904.83)</b>	
<b>Net Realized Gain/(Loss) This Period</b>				<b>\$675,189.23</b>	<b>\$684,094.06</b>	<b>\$(8,904.83)</b>	
<b>Net Realized Gain/(Loss) Year to Date</b>				<b>\$675,189.23</b>	<b>\$684,094.06</b>	<b>\$(8,904.83)</b>	

Treasury regulations require that we report on Form 1099-B a) adjusted cost basis on the sale of covered securities acquired on or after 1/1/11 (or the applicable date for the type of security), b) the gain or loss as either long-term or short-term, and c) basis adjustments on covered securities due to wash sales, certain corporate actions and transfers by gift or inheritance. This section may not reflect all the basis adjustments required when filing your tax return. Refer to the Expanded Disclosures.

COPIES OF THIS STATEMENT HAVE ALSO BEEN SENT TO:

LOUIS PLUNG AND COMPANY, LLP



## Standard Disclosures

The following Disclosures are applicable to the enclosed statement(s). Expanded Disclosures are attached to your most recent June and December statement (or your first Statement if you have not received a statement for those months). The Expanded Disclosures are also available by selecting Account Documents when you log on to [www.morganstanley.com/online](http://www.morganstanley.com/online) or, call 800-869-3326.

### Questions?

Questions regarding your account may be directed to your Financial Advisor or the Branch Manager for the branch office where you maintain your account. If you require further assistance, call Client Service Center at (800) 869-3326 or for account-related concerns call our Client Advocate at (866) 227-2256.

### Errors and Inquiries

It is your responsibility to review your statement promptly and to seek immediate clarification about entries that you do not understand or believe were made in error by contacting the Branch Manager of the office where you maintain your account. Oral communications regarding any inaccuracy or discrepancy in this statement should be re-confirmed in writing to further protect your rights, including rights under the Securities Investor Protection Act (SIPA). Your statement will be deemed correct unless we receive a written inquiry of a suspected error. See your account documentation for special rules regarding your rights and responsibilities with respect to erroneous electronic fund transfers, including a description of the transfers covered.

### Availability of Free Credit Balances and Financial Statements

Under the customer protection rules of the SEC [17 CFR §240.15c3-3], we may use funds comprising free credit balances carried for customer accounts here, provided that these funds are payable to customers on demand (i.e., are free of a lien or right of set-off in our favor or on behalf of some third party to whom you have given control). A financial statement of this organization is available for your personal inspection at its offices, or a copy will be mailed to you upon your written request.

### Listed Options

Information with respect to commissions and other charges related to the execution of options transactions has been included in confirmations of such transactions previously furnished to you and such information will be made available to you promptly at your request. Promptly advise us of any material change in your investment objectives or financial situation.

**Important Information if you are a Margin Customer**(not available for certain retirement accounts)

If you have margin privileges, you may borrow money from us in exchange for pledging assets in your accounts as collateral for any outstanding margin loan. The amount you may borrow is based on the

value of the eligible securities in your margin accounts. If a security has eligible shares, the number of shares pledged as collateral will be indicated below the position.

### Margin Interest Charges

We calculate interest charges on margin loans as follows: (1) multiply the applicable margin interest rate by the daily close of business net settled debit balance, and (2) divide by 360 (days). Margin interest accrues daily throughout the month and is added to your debit balance at month-end. The month-end interest charge is the sum of the daily accrued interest calculations for the month. We add the accrued interest to your debit balance and start a new calculation each time the applicable interest rate changes and at the close of every statement month. For current margin loan interest rates, go to [www.morganstanley.com/online/MIRates](http://www.morganstanley.com/online/MIRates).

### Information regarding Special Memorandum Account

If you have a Margin Account, this is a combined statement of your Margin Account and Special Memorandum Account maintained for you under Section 220.5 of Regulation T issued by the Board of Governors of the Federal Reserve System. The permanent record of the Special Memorandum Account as required by Regulation T is available for your inspection at your request.

### Important Information About Auction Rate Securities

Due to market conditions, certain Auction Rate Securities experience no or limited liquidity. Therefore, the price(s) for any Auction Rate Securities shown on this statement may not reflect the price(s) you would receive upon a sale at auction or in a secondary market transaction, and are not an indication of any offer to purchase at such price.

### Structured Products

Structured Products are complex products and may be subject to special risks. Investors should consider the concentration risk of owning the related security and their total exposure to any underlying asset. Structured Products may not perform in a manner consistent with the statement product category in which they appear and therefore may not satisfy portfolio asset allocation needs for that category.

### Security Measures

This statement features several embedded security elements to safeguard its authenticity. One is a unique security mark—a blue rectangle printed in heat-sensitive ink on the back of every page. When exposed to warmth, the blue rectangle will disappear, and then reappear.

### SIPC Protection

We are a member of Securities Investor Protection Corporation (SIPC), which protects securities of its customers up to \$500,000 (including \$250,000 for claims for cash). An explanatory brochure is available

upon request or at [www.sipc.org](http://www.sipc.org). Losses due to market fluctuation are not protected by SIPC and assets not held with us may not be covered by SIPC protection. To obtain information about SIPC, including an explanatory SIPC brochure, contact SIPC at 1-202-371-8300 or visit [www.sipc.org](http://www.sipc.org).

### Transaction Dates and Conditions

Upon written request, we will furnish the date and time of a transaction and the name of the other party to a transaction. We and/or our affiliates may accept benefits that constitute payment for order flow. Details regarding these benefits and the source and amount of any other remuneration received or to be received by us in connection with any transaction will be furnished upon written request.

### Equity Research Ratings Definitions and Global Investment Manager Analysis Status

Some equity securities may have research ratings from Morgan Stanley & Co. LLC or Standard & Poor's. Research ratings are the research providers' opinions and not representations or guarantees of performance. For more information about each research provider's rating system, see the Research Ratings on your most recent June or December statement (or your first statement if you have not received a statement for those months), go to [www.morganstanley.com/online](http://www.morganstanley.com/online) or refer to the research provider's research report. Research reports contain more complete information concerning the analyst's views and you should read the entire research report and not infer its contents from the rating alone. If your account contains an advisory component or is an advisory account, a GIMA status will apply.

**Credit Ratings from Moody's Investors Service and Standard & Poor's**  
The credit rating from Moody's Investors Service and Standard & Poor's may be shown for certain securities. All credit ratings represent the opinions of the provider and are not representations or guarantees of performance. Your Financial Advisor will be pleased to provide you with further information or assistance in interpreting these credit ratings.

Revised 01/2015



**CLIENT STATEMENT** | For the Period February 1-28, 2015

**STATEMENT FOR:**  
RSB, LLC  
C/O DEVON ARCHER

**TOTAL VALUE OF YOUR ACCOUNT** (as of 2/28/15)  
*Includes Accrued Interest*

**\$17,355,735.43**

*Morgan Stanley Private Wealth Management, a division of Morgan Stanley Smith Barney LLC.  
Member SIPC.*

**Your Private Wealth Advisor Team**  
WOOL/NILES  
212-893-6507

**Your Branch**  
399 PARK AVE 12TH FL  
NEW YORK, NY 10022  
Telephone: 212-893-6300; Alt. Phone: 800-223-0270; Fax: 212-893-6301

#BWNJGWM

RSB, LLC  
C/O DEVON ARCHER  
152 W 57TH ST  
47TH FL  
NEW YORK NY 10019-3480

**Client Service Center** (24 Hours a Day; 7 Days a Week) : 800-668-8168  
+1 801-617-9179 (Int'l Collect)

**Access Your Account Online:** [www.morganstanley.com/PWM](http://www.morganstanley.com/PWM)

654 - 028319 - 041 - 1 - 0



## Standard Disclosures

The following Disclosures are applicable to the enclosed statement(s). Expanded Disclosures are attached to your most recent June and December statement (or your first Statement if you have not received a statement for those months). The Expanded Disclosures are also available by selecting Account Documents when you log on to [www.morganstanley.com/online](http://www.morganstanley.com/online) or, call 800-869-3326.

### Questions?

Questions regarding your account may be directed to your Financial Advisor or the Branch Manager for the branch office where you maintain your account. If you require further assistance, call Client Service Center at (800) 869-3326 or for account-related concerns call our Client Advocate at (866) 227-2256.

### Errors and Inquiries

It is your responsibility to review your statement promptly and to seek immediate clarification about entries that you do not understand or believe were made in error by contacting the Branch Manager of the office where you maintain your account. Oral communications regarding any inaccuracy or discrepancy in this statement should be re-confirmed in writing to further protect your rights, including rights under the Securities Investor Protection Act (SIPA). Your statement will be deemed correct unless we receive a written inquiry of a suspected error. See your account documentation for special rules regarding your rights and responsibilities with respect to erroneous electronic fund transfers, including a description of the transfers covered.

### Availability of Free Credit Balances and Financial Statements

Under the customer protection rules of the SEC [17 CFR §240.15c3-3], we may use funds comprising free credit balances carried for customer accounts here, provided that these funds are payable to customers on demand (i.e., are free of a lien or right of set-off in our favor or on behalf of some third party to whom you have given control). A financial statement of this organization is available for your personal inspection at its offices, or a copy will be mailed to you upon your written request.

### Listed Options

Information with respect to commissions and other charges related to the execution of options transactions has been included in confirmations of such transactions previously furnished to you and such information will be made available to you promptly at your request. Promptly advise us of any material change in your investment objectives or financial situation.

**Important Information if you are a Margin Customer**(not available for certain retirement accounts)

If you have margin privileges, you may borrow money from us in exchange for pledging assets in your accounts as collateral for any outstanding margin loan. The amount you may borrow is based on the

value of the eligible securities in your margin accounts. If a security has eligible shares, the number of shares pledged as collateral will be indicated below the position.

### Margin Interest Charges

We calculate interest charges on margin loans as follows: (1) multiply the applicable margin interest rate by the daily close of business net settled debit balance, and (2) divide by 360 (days). Margin interest accrues daily throughout the month and is added to your debit balance at month-end. The month-end interest charge is the sum of the daily accrued interest calculations for the month. We add the accrued interest to your debit balance and start a new calculation each time the applicable interest rate changes and at the close of every statement month. For current margin loan interest rates, go to [www.morganstanley.com/online/MIRates](http://www.morganstanley.com/online/MIRates).

### Information regarding Special Memorandum Account

If you have a Margin Account, this is a combined statement of your Margin Account and Special Memorandum Account maintained for you under Section 220.5 of Regulation T issued by the Board of Governors of the Federal Reserve System. The permanent record of the Special Memorandum Account as required by Regulation T is available for your inspection at your request.

### Important Information About Auction Rate Securities

Due to market conditions, certain Auction Rate Securities experience no or limited liquidity. Therefore, the price(s) for any Auction Rate Securities shown on this statement may not reflect the price(s) you would receive upon a sale at auction or in a secondary market transaction, and are not an indication of any offer to purchase at such price.

### Structured Products

Structured Products are complex products and may be subject to special risks. Investors should consider the concentration risk of owning the related security and their total exposure to any underlying asset. Structured Products may not perform in a manner consistent with the statement product category in which they appear and therefore may not satisfy portfolio asset allocation needs for that category.

### Security Measures

This statement features several embedded security elements to safeguard its authenticity. One is a unique security mark—a blue rectangle printed in heat-sensitive ink on the back of every page. When exposed to warmth, the blue rectangle will disappear, and then reappear.

### SIPC Protection

We are a member of Securities Investor Protection Corporation (SIPC), which protects securities of its customers up to \$500,000 (including \$250,000 for claims for cash). An explanatory brochure is available

upon request or at [www.sipc.org](http://www.sipc.org). Losses due to market fluctuation are not protected by SIPC and assets not held with us may not be covered by SIPC protection. To obtain information about SIPC, including an explanatory SIPC brochure, contact SIPC at 1-202-371-8300 or visit [www.sipc.org](http://www.sipc.org).

### Transaction Dates and Conditions

Upon written request, we will furnish the date and time of a transaction and the name of the other party to a transaction. We and/or our affiliates may accept benefits that constitute payment for order flow. Details regarding these benefits and the source and amount of any other remuneration received or to be received by us in connection with any transaction will be furnished upon written request.

### Equity Research Ratings Definitions and Global Investment Manager Analysis Status

Some equity securities may have research ratings from Morgan Stanley & Co. LLC or Standard & Poor's. Research ratings are the research providers' opinions and not representations or guarantees of performance. For more information about each research provider's rating system, see the Research Ratings on your most recent June or December statement (or your first statement if you have not received a statement for those months), go to [www.morganstanley.com/online](http://www.morganstanley.com/online) or refer to the research provider's research report. Research reports contain more complete information concerning the analyst's views and you should read the entire research report and not infer its contents from the rating alone. If your account contains an advisory component or is an advisory account, a GIMA status will apply.

**Credit Ratings from Moody's Investors Service and Standard & Poor's**  
The credit rating from Moody's Investors Service and Standard & Poor's may be shown for certain securities. All credit ratings represent the opinions of the provider and are not representations or guarantees of performance. Your Financial Advisor will be pleased to provide you with further information or assistance in interpreting these credit ratings.

Revised 01/2015



Account Summary

Active Assets Account  
654-028319-041

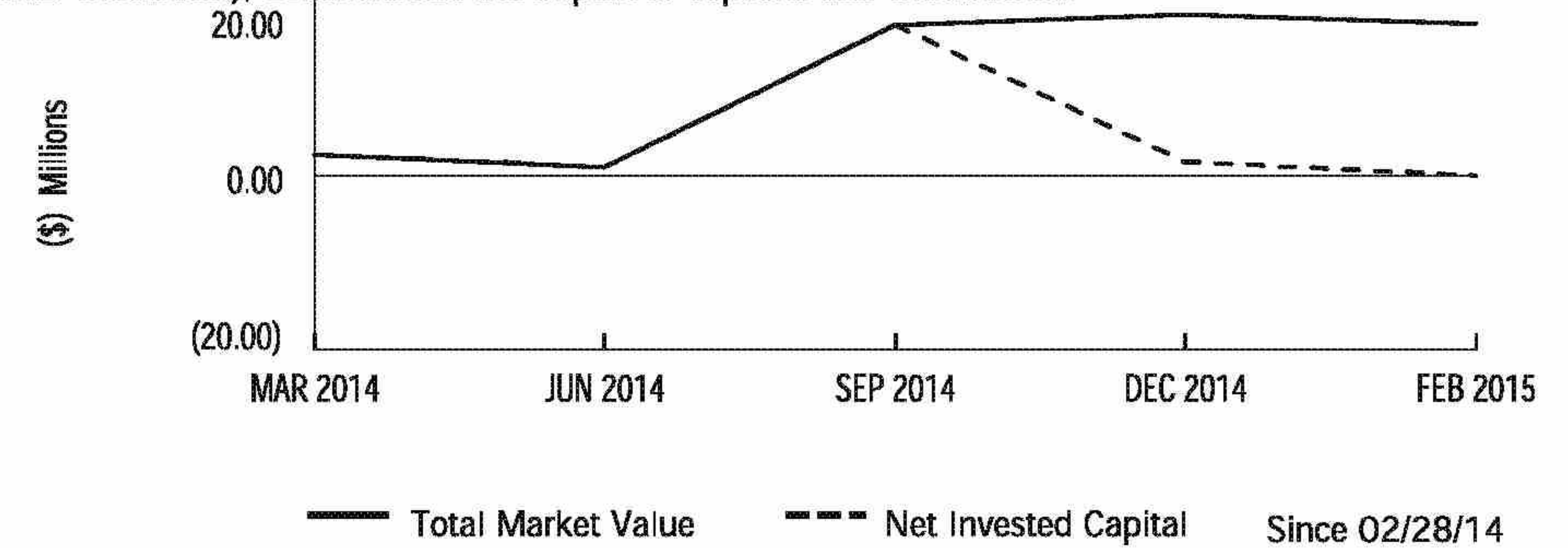
RSB, LLC  
C/O DEVON ARCHER

CHANGE IN VALUE OF YOUR ACCOUNTS (includes accrued interest)

	This Period (2/1/15-2/28/15)	This Year (1/1/15-2/28/15)
<b>TOTAL BEGINNING VALUE</b>	<b>\$17,675,131.67</b>	<b>\$18,436,429.61</b>
Credits	294,118.40	508,034.13
Debits	(367,591.75)	(951,119.09)
Security Transfers	—	(1,057,364.00)
<b>Net Credits/Debits/Transfers</b>	<b>\$(73,473.35)</b>	<b>\$(1,500,448.96)</b>
<b>Change in Value</b>	<b>(245,922.89)</b>	<b>419,754.78</b>
<b>TOTAL ENDING VALUE</b>	<b>\$17,355,735.43</b>	<b>\$17,355,735.43</b>

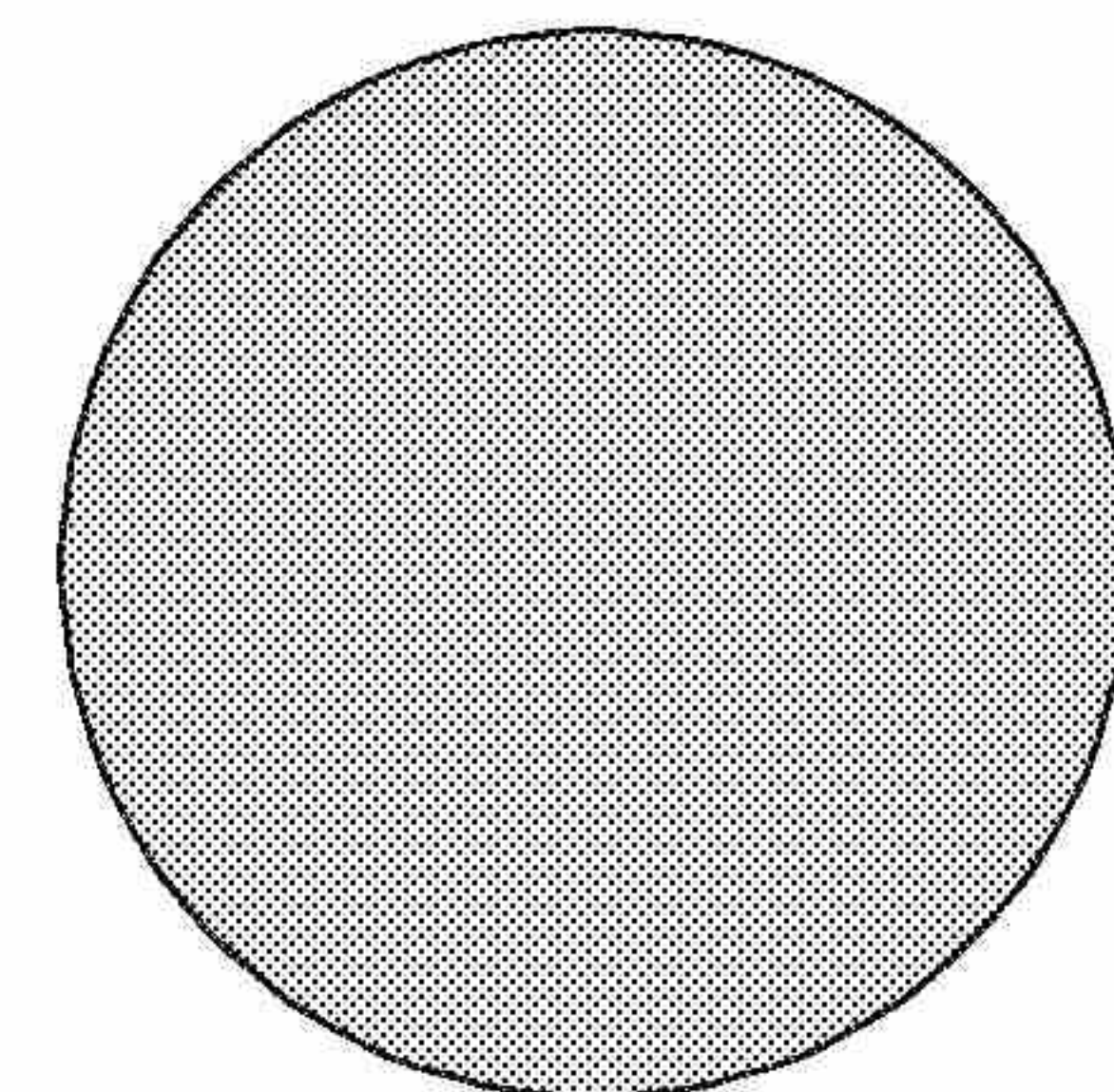
CHANGE IN VALUE OVER TIME

The display of market value (total account value) and net invested capital (total amount invested minus total withdrawn), demonstrates the impact of deposits and withdrawals.



This graph does not reflect corrections to Net Invested Capital or Market Value made subsequent to the dates depicted. It may exclude transactions in Annuities or positions where we are not the custodian, which could delay the reporting of Market Value or affect the Net Invested Capital.

ALLOCATION OF HOLDINGS



Municipal Bonds

	Market Value	Percentage %
Cash, BDP, MMFs*	\$2.11	0.0
Municipal Bonds ^	17,355,733.32	100.0
<b>TOTAL VALUE^</b>	<b>\$17,355,735.43</b>	<b>100.0%</b>

This allocation represents holdings on a trade date basis, and projected settled Cash/BDP and MMF balances. These classifications are not intended to serve as a suitability analysis. \* FDIC rules apply and Bank Deposits are eligible for FDIC insurance but are not covered by SIPC. Cash and securities (including MMFs) are eligible for SIPC coverage. See Expanded Disclosures. ^ Includes Estimated Accrued Interest.



## Account Summary

Active Assets Account  
654-028319-041RSB, LLC  
C/O DEVON ARCHER

## BALANCE SHEET (^ includes accrued interest)

	Last Period (as of 1/31/15)	This Period (as of 2/28/15)
Cash, BDP, MMFs	\$73,473.35	\$2.11
Municipal Bonds ^	17,601,658.32	17,355,733.32
<b>Total Assets</b>	<b>\$17,675,131.67</b>	<b>\$17,355,735.43</b>
<b>Total Liabilities</b> (outstanding balance)	—	—
<b>TOTAL VALUE</b>	<b>\$17,675,131.67</b>	<b>\$17,355,735.43</b>

## INCOME AND DISTRIBUTION SUMMARY

	This Period (2/1/15-2/28/15)	This Year (1/1/15-2/28/15)
Interest	\$2.11	\$16.21
<b>Total Taxable Income And Distributions</b>	<b>\$2.11</b>	<b>\$16.21</b>
<b>Total Tax-Exempt Income</b>	—	—
<b>TOTAL INCOME AND DISTRIBUTIONS</b>	<b>\$2.11</b>	<b>\$16.21</b>

Taxable and tax exempt income classifications are based on the characteristics of the underlying securities and not the taxable status of the account.

## CASH FLOW

	This Period (2/1/15-2/28/15)	This Year (1/1/15-2/28/15)
<b>OPENING CASH, BDP, MMFs</b>	<b>\$73,473.35</b>	<b>\$460,642.76</b>
Purchases	—	(692,761.13)
Sales and Redemptions	—	675,189.23
Income and Distributions	2.11	16.21
<b>Total Investment Related Activity</b>	<b>\$2.11</b>	<b>\$(17,555.69)</b>
Electronic Transfers-Credits	294,118.40	508,034.13
Electronic Transfers-Debits	(278,713.74)	(579,041.07)
<b>Total Cash Related Activity</b>	<b>\$15,404.66</b>	<b>\$(71,006.94)</b>
Checks Written	(25,000.00)	(259,745.83)
Automated Payments	(63,878.01)	(112,332.19)
<b>Total Card/Check Activity</b>	<b>\$(88,878.01)</b>	<b>\$(372,078.02)</b>
<b>CLOSING CASH, BDP, MMFs</b>	<b>\$2.11</b>	<b>\$2.11</b>

## GAIN/(LOSS) SUMMARY

	Realized This Period (2/1/15-2/28/15)	Realized This Year (1/1/15-2/28/15)	Unrealized Inception to Date (as of 2/28/15)
Short-Term Gain	—	\$4,231.79	—
Short-Term (Loss)	—	(13,136.62)	—
<b>Total Short-Term</b>	<b>—</b>	<b>\$(8,904.83)</b>	<b>—</b>

The Gain/(Loss) Summary, which may change due to basis adjustments, is provided for informational purposes and should not be used for tax preparation. Refer to Gain/(Loss) in the Expanded Disclosures.



Account Detail

Active Assets Account  
654-028319-041

RSB, LLC  
C/O DEVON ARCHER

Investment Objectives†: Capital Appreciation, Aggressive Income

Brokerage Account

† Inform us if your investment objectives, as defined in the Expanded Disclosures, change.

HOLDINGS

This section reflects positions purchased/sold on a trade date basis. "Market Value" and "Unrealized Gain/(Loss)" may not reflect the value that could be obtained in the market. Fixed Income securities are sorted by maturity or pre-refunding date, and alphabetically within date. Estimated Annual Income a) is calculated on a pre-tax basis, b) does not include any reduction for applicable non-US withholding taxes, c) may include return of principal or capital gains which could overstate such estimates, and d) for securities that have a defined maturity date within the next 12 months, is reflected only through maturity date. Actual income or yield may be lower or higher than the estimates. Current yield reflects the income generated by an investment, and does not reflect changes in its price. Structured products, identified in the Security Description column, appear in various statement product categories. When displayed, accrued interest, annual income and current yield for structured products with a contingent income feature (such as Range Accrual Notes or contingent Income Notes) are estimates and assume specified accrual conditions are met during the relevant period and payment in full of all contingent interest. For Floating Rate Securities, the accrued interest, annual income and current yield are estimates based on the current floating coupon rate and may not reflect historic rates within the accrual period.

CASH, BANK DEPOSIT PROGRAM AND MONEY MARKET FUNDS

Cash, Bank Deposit Program, and Money Market Funds are generally displayed on a settlement date basis. You have the right to instruct us to liquidate your bank deposit balance(s) or shares of any money market fund balance(s) at any time and have the proceeds of such liquidation remitted to you. Estimated Annual Income, Accrued Interest, and APY% will only be displayed for fully settled positions.

Description	Value	Estimated Annual Income	7-Day Current Yield %	Annual Percentage Yield %
CASH	\$2.11			
	Percentage of Assets %	Market Value		Estimated Annual Income Accrued Interest
CASH, BDP, AND MMFs	0.0%	\$2.11		\$0.00 \$0.00

MUNICIPAL BONDS

Security Description	Trade Date	Face Value	Orig. Unit Cost Adj. Unit Cost	Orig. Total Cost Adj. Total Cost	Market Value	Unrealized Gain/(Loss)	Estimated Annual Income Accrued Interest	Current Yield %
WAKPAMNI LAKE SD CMNTY CORP SPL LIMITED REVENUE CUSIP 931130AC2	—	15,000,000.000	—	Please Provide	\$16,939,350.00	N/A	\$903,000.00 \$416,383.32	5.33

Unit Price: \$112.929; Coupon Rate 6.020%; Matures 10/01/2021; Interest Paid Annually Oct 01; Yield to Maturity 3.785%; First Coupon 10/01/15; Subject to Federal Tax; Issued 09/12/14; In Safekeeping: 15,000,000.000



## Account Detail

Active Assets Account RSB, LLC  
654-028319-041 C/O DEVON ARCHER

	Face Value Percentage of Assets %	Orig. Total Cost Adj. Total Cost	Market Value	Unrealized Gain/(Loss)	Estimated Annual Income Accrued Interest	Current Yield %
MUNICIPAL BONDS	15,000,000.000	\$0.00			\$903,000.00	5.33%
		\$0.00	\$16,939,350.00	\$0.00 ST	\$416,383.32	
TOTAL MUNICIPAL BONDS (incl. accr. int.)	100.0%		\$17,355,733.32			
	Percentage of Assets %	Total Cost	Market Value	Unrealized Gain/(Loss)	Estimated Annual Income Accrued Interest	Current Yield %
TOTAL MARKET VALUE	100.0%	\$0.00	\$16,939,352.11	\$0.00 ST	\$903,000.00	5.20%
					\$416,383.32	

TOTAL VALUE (includes accrued interest) \$17,355,735.43

Unrealized Gain/(Loss) totals only reflect positions that have cost basis and/or market value information available. Cash, MMF, Deposits and positions stating 'Please Provide' are not included.

## ACTIVITY

### CASH FLOW ACTIVITY BY DATE

Transaction Settlement						
Date	Date	Activity Type	Description	Comments	Quantity	Credits/(Debits)
12/18	2/23	Check	CIRSD	Check # 1036		\$(25,000.00)
2/2	2/2	Online Transfer	FUNDS TRANSFERRED	CONFIRMATION # 32958567 FROM 654-028318		50,000.00
2/2	2/2	Automated Payment	CUSTOMIZED SERVI RENTPYMNT	AUTOMATIC BILL PAYMENT		(49.00)
2/2	2/2	Online Transfer	TRANSFER AS OF 01/31	CONFIRMATION # 32798186 TO 654-028318		(50,000.00)
2/3	2/3	Funds Transferred	WIRED FUNDS SENT	BENE: DMITRY DOROGAN ACCT: XXXXXX1282		(1,500.00)
2/5	2/5	Automated Payment	J CONDOMINIUM SO 1010888706	AUTOMATIC BILL PAYMENT		(906.74)
2/6	2/6	Funds Transferred	WIRED FUNDS SENT	BENE: ROBERT BIDEN ACCT: XXXXX5452		(15,000.00)
2/9	2/9	Funds Received	WIRED FUNDS RECEIVED	BANK OF CHINA BOHAI HARVEST RST (SHANGHAI) E		2,451.74
2/10	2/10	Automated Payment	BANK OF THE WEST IC PAYMENT	AUTOMATIC BILL PAYMENT		(1,326.48)
2/10	2/10	Online Transfer	FUNDS TRANSFERRED	CONFIRMATION # 33188552 TO 654-028322		(1,300.00)
2/11	2/11	Funds Received	WIRED FUNDS RECEIVED	WESTERN ALLIANCE BANK REISSUED INC		25,000.00
2/17	2/17	Funds Received	WIRED FUNDS RECEIVED	AS PRIVATBANK BURISMA HOLDINGS LIMITED		83,333.33
2/17	2/17	Funds Received	WIRED FUNDS RECEIVED	AS PRIVATBANK BURISMA HOLDINGS LIMITED		83,333.33



Account Detail

Active Assets Account  
654-028319-041

RSB, LLC  
C/O DEVON ARCHER

CASH FLOW ACTIVITY BY DATE (CONTINUED)

Transaction Settlement							
Date	Date	Activity Type	Description	Comments	Quantity	Price	Credits/(Debits)
2/17	2/17	Funds Transferred	WIRED FUNDS SENT	BENE: THE WOLFF LAW FIRM ACCT: XXXXX1758			(6,300.00)
2/19	2/19	Automated Payment	AMEX EPayment ACH PMT	AUTOMATIC BILL PAYMENT			(61,595.79)
2/23	2/23	Funds Transferred	WIRED FUNDS SENT	BENE: ROBERT BIDEN ACCT: XXXXX5452			(15,000.00)
2/23	2/23	Online Transfer	FUNDS TRANSFERRED	CONFIRMATION # 33514445 TO 654-028322			(5,000.00)
2/25	2/25	Funds Transferred	WIRED FUNDS SENT	BENE: THE LEXVEST GROUP LLC ACCT: XXXX0975			(7,440.00)
2/26	2/26	Online Transfer	FUNDS TRANSFERRED	CONFIRMATION # 33623943 FROM 654-028318			50,000.00
2/26	2/26	Online Transfer	FUNDS TRANSFERRED	CONFIRMATION # 33623921 TO 654-028318			(50,000.00)
2/27	2/27	Interest Income	MORGAN STANLEY BANK N.A.				2.11
2/27	2/27	Cash Transfer	FUNDS TRANSFERRED	CONFIRMATION # 33752601 TO 654-029324			(127,173.74)
<b>NET CREDITS/(DEBITS)</b>							<b>\$(73,471.24)</b>

DEBIT CARD & CHECKING ACTIVITY

CHECKS WRITTEN

Date Written	Date Paid	Check Number	Activity Type	Payee	Expense Category	Credits/(Debits)
12/18	2/23	1036	Check	CIRSD		\$(25,000.00)
<b>TOTAL CHECKS WRITTEN</b>						<b>\$(25,000.00)</b>

AUTOMATED PAYMENTS

Bill pay and other electronic activity, which may include checks you wrote that were processed by Automated Clearing House processing.

Date of Payment	Date Paid	Activity Type	Payee	Credits/(Debits)
2/2	2/2	Automated Payment	CUSTOMIZED SERVI RENTPYMNT	\$(49.00)
2/5	2/5	Automated Payment	J CONDOMINIUM SO 1010888706	(906.74)
2/10	2/10	Automated Payment	BANK OF THE WEST IC PAYMENT	(1,326.48)
2/19	2/19	Automated Payment	AMEX EPayment ACH PMT	(61,595.79)
<b>TOTAL AUTOMATED PAYMENTS</b>				<b>\$(63,878.01)</b>



## Account Detail

Active Assets Account  
654-028319-041RSB, LLC  
C/O DEVON ARCHER

## MONEY MARKET FUND (MMF) AND BANK DEPOSIT PROGRAM ACTIVITY

Date	Activity Type	Description	Credits/(Debits)
2/2	Automatic Redemption	BANK DEPOSIT PROGRAM	\$(49.00)
2/3	Automatic Redemption	BANK DEPOSIT PROGRAM	(1,500.00)
2/5	Automatic Redemption	BANK DEPOSIT PROGRAM	(906.74)
2/9	Automatic Redemption	BANK DEPOSIT PROGRAM	(12,548.26)
2/10	Automatic Redemption	BANK DEPOSIT PROGRAM	(2,626.48)
2/12	Automatic Investment	BANK DEPOSIT PROGRAM	25,000.00
2/17	Automatic Investment	BANK DEPOSIT PROGRAM	166,666.66
2/18	Automatic Redemption	BANK DEPOSIT PROGRAM	(6,300.00)
2/19	Automatic Redemption	BANK DEPOSIT PROGRAM	(61,595.79)
2/23	Automatic Redemption	BANK DEPOSIT PROGRAM	(25,000.00)
2/24	Automatic Redemption	BANK DEPOSIT PROGRAM	(20,000.00)
2/26	Automatic Redemption	BANK DEPOSIT PROGRAM	(7,440.00)
2/27	Automatic Redemption	BANK DEPOSIT PROGRAM	(127,173.74)
<b>NET ACTIVITY FOR PERIOD</b>			<b>\$(73,473.35)</b>

## COPIES OF THIS STATEMENT HAVE ALSO BEEN SENT TO:

LOUIS PLUNG AND COMPANY, LLP

## MESSAGES

**Looking to increase your retirement savings?**

There's still time before the April 15 deadline to open a Traditional IRA with contributions that may be tax-deductible on your 2014 tax return, a Traditional IRA with non-deductible contributions or, if you're eligible, a Roth IRA with non-deductible contributions and the advantage of tax-free withdrawals (if certain conditions are met). The maximum contribution is the lesser of (a) your taxable compensation for 2014, or (b) \$5,500 (or \$6,500 if you are age 50 or older). These limits apply to all your IRAs combined. Please call your Financial Advisor for more information about your retirement savings strategy.

**Information Regarding Display of Disclosure pages**

As part of our ongoing efforts to reduce the length of client statements, the Research Rating Definitions (if applicable) and Disclosures will now be displayed immediately preceding the first account in your statement package.



**CLIENT STATEMENT** | For the Period March 1-31, 2015

**STATEMENT FOR:**  
MSB FBO RSB, LLC  
C/O DEVON ARCHER

**TOTAL VALUE OF YOUR ACCOUNT** (as of 3/31/15)  
*Includes Accrued Interest*

**\$17,410,584.94**

*Morgan Stanley Private Wealth Management, a division of Morgan Stanley Smith Barney LLC.  
Member SIPC.*

**Your Private Wealth Advisor Team**  
WOOL/NILES  
212-893-6507

**Your Branch**  
399 PARK AVE 12TH FL  
NEW YORK, NY 10022  
Telephone: 212-893-6300; Alt. Phone: 800-223-0270; Fax: 212-893-6301

#BWNJGWM

MSB FBO RSB, LLC  
C/O DEVON ARCHER  
152 W 57TH ST  
47TH FL  
NEW YORK NY 10019-3480

**Client Service Center** (24 Hours a Day; 7 Days a Week) : 800-668-8168  
+1 801-617-9179 (Int'l Collect)

**Access Your Account Online:** [www.morganstanley.com/PWM](http://www.morganstanley.com/PWM)

654 - 028319 - 041 - 1 - 0



## Standard Disclosures

The following Disclosures are applicable to the enclosed statement(s). Expanded Disclosures are attached to your most recent June and December statement (or your first Statement if you have not received a statement for those months). The Expanded Disclosures are also available by selecting Account Documents when you log on to [www.morganstanley.com/online](http://www.morganstanley.com/online) or, call 800-869-3326.

### Questions?

Questions regarding your account may be directed to your Financial Advisor or the Branch Manager for the branch office where you maintain your account. If you require further assistance, call Client Service Center at (800) 869-3326 or for account-related concerns call our Client Advocate at (866) 227-2256.

### Errors and Inquiries

It is your responsibility to review your statement promptly and to seek immediate clarification about entries that you do not understand or believe were made in error by contacting the Branch Manager of the office where you maintain your account. Oral communications regarding any inaccuracy or discrepancy in this statement should be re-confirmed in writing to further protect your rights, including rights under the Securities Investor Protection Act (SIPA). Your statement will be deemed correct unless we receive a written inquiry of a suspected error. See your account documentation for special rules regarding your rights and responsibilities with respect to erroneous electronic fund transfers, including a description of the transfers covered.

### Availability of Free Credit Balances and Financial Statements

Under the customer protection rules of the SEC [17 CFR §240.15c3-3], we may use funds comprising free credit balances carried for customer accounts here, provided that these funds are payable to customers on demand (i.e., are free of a lien or right of set-off in our favor or on behalf of some third party to whom you have given control). A financial statement of this organization is available for your personal inspection at its offices, or a copy will be mailed to you upon your written request.

### Listed Options

Information with respect to commissions and other charges related to the execution of options transactions has been included in confirmations of such transactions previously furnished to you and such information will be made available to you promptly at your request. Promptly advise us of any material change in your investment objectives or financial situation.

### Important Information if you are a Margin Customer (not available for certain retirement accounts)

If you have margin privileges, you may borrow money from us in exchange for pledging assets in your accounts as collateral for any outstanding margin loan. The amount you may borrow is based on the

value of the eligible securities in your margin accounts. If a security has eligible shares, the number of shares pledged as collateral will be indicated below the position.

### Margin Interest Charges

We calculate interest charges on margin loans as follows: (1) multiply the applicable margin interest rate by the daily close of business net settled debit balance, and (2) divide by 360 (days). Margin interest accrues daily throughout the month and is added to your debit balance at month-end. The month-end interest charge is the sum of the daily accrued interest calculations for the month. We add the accrued interest to your debit balance and start a new calculation each time the applicable interest rate changes and at the close of every statement month. For current margin loan interest rates, go to [www.morganstanley.com/online/MIRates](http://www.morganstanley.com/online/MIRates).

### Information regarding Special Memorandum Account

If you have a Margin Account, this is a combined statement of your Margin Account and Special Memorandum Account maintained for you under Section 220.5 of Regulation T issued by the Board of Governors of the Federal Reserve System. The permanent record of the Special Memorandum Account as required by Regulation T is available for your inspection at your request.

### Important Information About Auction Rate Securities

Due to market conditions, certain Auction Rate Securities experience no or limited liquidity. Therefore, the price(s) for any Auction Rate Securities shown on this statement may not reflect the price(s) you would receive upon a sale at auction or in a secondary market transaction, and are not an indication of any offer to purchase at such price.

### Structured Products

Structured Products are complex products and may be subject to special risks. Investors should consider the concentration risk of owning the related security and their total exposure to any underlying asset. Structured Products may not perform in a manner consistent with the statement product category in which they appear and therefore may not satisfy portfolio asset allocation needs for that category.

### Security Measures

This statement features several embedded security elements to safeguard its authenticity. One is a unique security mark—a blue rectangle printed in heat-sensitive ink on the back of every page. When exposed to warmth, the blue rectangle will disappear, and then reappear.

### SIPC Protection

We are a member of Securities Investor Protection Corporation (SIPC), which protects securities of its customers up to \$500,000 (including \$250,000 for claims for cash). An explanatory brochure is available

upon request or at [www.sipc.org](http://www.sipc.org). Losses due to market fluctuation are not protected by SIPC and assets not held with us may not be covered by SIPC protection. To obtain information about SIPC, including an explanatory SIPC brochure, contact SIPC at 1-202-371-8300 or visit [www.sipc.org](http://www.sipc.org).

### Transaction Dates and Conditions

Upon written request, we will furnish the date and time of a transaction and the name of the other party to a transaction. We and/or our affiliates may accept benefits that constitute payment for order flow. Details regarding these benefits and the source and amount of any other remuneration received or to be received by us in connection with any transaction will be furnished upon written request.

### Equity Research Ratings Definitions and Global Investment Manager Analysis Status

Some equity securities may have research ratings from Morgan Stanley & Co. LLC or Standard & Poor's. Research ratings are the research providers' opinions and not representations or guarantees of performance. For more information about each research provider's rating system, see the Research Ratings on your most recent June or December statement (or your first statement if you have not received a statement for those months), go to [www.morganstanley.com/online](http://www.morganstanley.com/online) or refer to the research provider's research report. Research reports contain more complete information concerning the analyst's views and you should read the entire research report and not infer its contents from the rating alone. If your account contains an advisory component or is an advisory account, a GIMA status will apply.

**Credit Ratings from Moody's Investors Service and Standard & Poor's**  
The credit rating from Moody's Investors Service and Standard & Poor's may be shown for certain securities. All credit ratings represent the opinions of the provider and are not representations or guarantees of performance. Your Financial Advisor will be pleased to provide you with further information or assistance in interpreting these credit ratings.

Revised 01/2015



Account Summary

Active Assets Account  
654-028319-041

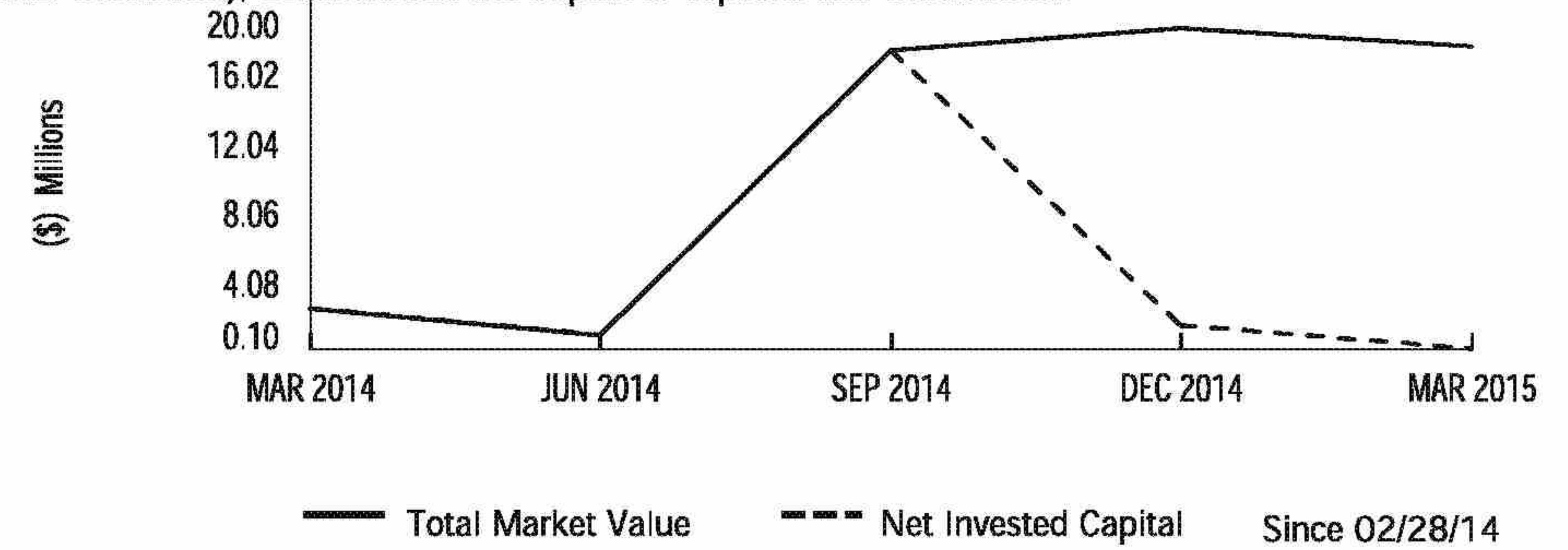
MSB FBO RSB, LLC  
C/O DEVON ARCHER

CHANGE IN VALUE OF YOUR ACCOUNTS (includes accrued interest)

	This Period (3/1/15-3/31/15)	This Year (1/1/15-3/31/15)
<b>TOTAL BEGINNING VALUE</b>	<b>\$17,355,735.43</b>	<b>\$18,436,429.61</b>
Credits	697,984.05	1,206,018.18
Debits	(577,996.44)	(1,529,115.53)
Security Transfers	—	(1,057,364.00)
<b>Net Credits/Debits/Transfers</b>	<b>\$119,987.61</b>	<b>\$(1,380,461.35)</b>
<b>Change in Value</b>	<b>(65,138.10)</b>	<b>354,616.68</b>
<b>TOTAL ENDING VALUE</b>	<b>\$17,410,584.94</b>	<b>\$17,410,584.94</b>


CHANGE IN VALUE OVER TIME

The display of market value (total account value) and net invested capital (total amount invested minus total withdrawn), demonstrates the impact of deposits and withdrawals.



This graph does not reflect corrections to Net Invested Capital or Market Value made subsequent to the dates depicted. It may exclude transactions in Annuities or positions where we are not the custodian, which could delay the reporting of Market Value or affect the Net Invested Capital.

ALLOCATION OF HOLDINGS



	Market Value	Percentage %
Cash, BDP, MMFs*	\$119,991.59	0.7
Municipal Bonds ^	17,290,593.35	99.3
<b>TOTAL VALUE ^</b>	<b>\$17,410,584.94</b>	<b>100.0%</b>

This allocation represents holdings on a trade date basis, and projected settled Cash/BDP and MMF balances. These classifications are not intended to serve as a suitability analysis. \* FDIC rules apply and Bank Deposits are eligible for FDIC insurance but are not covered by SIPC. Cash and securities (including MMFs) are eligible for SIPC coverage. See Expanded Disclosures. ^ Includes Estimated Accrued Interest.



## Account Summary

Active Assets Account  
654-028319-041MSB FBO RSB, LLC  
C/O DEVON ARCHER

## BALANCE SHEET (^ includes accrued interest)

	Last Period (as of 2/28/15)	This Period (as of 3/31/15)
Cash, BDP, MMFs	\$2.11	\$119,991.59
Municipal Bonds ^	17,355,733.32	17,290,593.35
<b>Total Assets</b>	<b>\$17,355,735.43</b>	<b>\$17,410,584.94</b>
<b>Total Liabilities</b> (outstanding balance)	—	—
<b>TOTAL VALUE</b>	<b>\$17,355,735.43</b>	<b>\$17,410,584.94</b>
Portfolio Loan Account (754XXXX905)	—	(351,000.00)
<b>Total Other Liabilities</b> (not included in Total Value)	—	<b>\$(351,000.00)</b>

The Portfolio Loan Account is a securities-based loan that may not be used to purchase, trade or carry marketable securities, or to repay margin debt. The Portfolio Loan Account is offered by Morgan Stanley Bank, N.A., an affiliate of Morgan Stanley Smith Barney LLC.

## INCOME AND DISTRIBUTION SUMMARY

	This Period (3/1/15-3/31/15)	This Year (1/1/15-3/31/15)
Interest	\$1.87	\$18.08
<b>Total Taxable Income And Distributions</b>	<b>\$1.87</b>	<b>\$18.08</b>
<b>Total Tax-Exempt Income</b>	—	—
<b>TOTAL INCOME AND DISTRIBUTIONS</b>	<b>\$1.87</b>	<b>\$18.08</b>

Taxable and tax exempt income classifications are based on the characteristics of the underlying securities and not the taxable status of the account.

## CASH FLOW

	This Period (3/1/15-3/31/15)	This Year (1/1/15-3/31/15)
<b>OPENING CASH, BDP, MMFs</b>	<b>\$2.11</b>	<b>\$460,642.76</b>
Purchases	—	(692,761.13)
Sales and Redemptions	—	675,189.23
Income and Distributions	1.87	18.08
<b>Total Investment Related Activity</b>	<b>\$1.87</b>	<b>\$(17,553.82)</b>
Electronic Transfers-Credits	697,984.05	1,206,018.18
Electronic Transfers-Debits	(538,658.38)	(1,117,699.45)
<b>Total Cash Related Activity</b>	<b>\$159,325.67</b>	<b>\$88,318.73</b>
Checks Written	—	(259,745.83)
Automated Payments	(39,338.06)	(151,670.25)
<b>Total Card/Check Activity</b>	<b>\$(39,338.06)</b>	<b>\$(411,416.08)</b>
<b>CLOSING CASH, BDP, MMFs</b>	<b>\$119,991.59</b>	<b>\$119,991.59</b>

## GAIN/(LOSS) SUMMARY

	Realized This Period (3/1/15-3/31/15)	Realized This Year (1/1/15-3/31/15)	Unrealized Inception to Date (as of 3/31/15)
Short-Term Gain	—	\$4,231.79	—
Short-Term (Loss)	—	(13,136.62)	—
<b>Total Short-Term</b>	—	<b>\$(8,904.83)</b>	—

The Gain/(Loss) Summary, which may change due to basis adjustments, is provided for informational purposes and should not be used for tax preparation. Refer to Gain/(Loss) in the Expanded Disclosures.



Account Detail

Active Assets Account MSB FBO RSB, LLC  
654-028319-041 C/O DEVON ARCHER

Investment Objectives†: Capital Appreciation, Aggressive Income

Brokerage Account

† Inform us if your investment objectives, as defined in the Expanded Disclosures, change.

HOLDINGS

This section reflects positions purchased/sold on a trade date basis. "Market Value" and "Unrealized Gain/(Loss)" may not reflect the value that could be obtained in the market. Fixed Income securities are sorted by maturity or pre-refunding date, and alphabetically within date. Estimated Annual Income a) is calculated on a pre-tax basis, b) does not include any reduction for applicable non-US withholding taxes, c) may include return of principal or capital gains which could overstate such estimates, and d) for securities that have a defined maturity date within the next 12 months, is reflected only through maturity date. Actual income or yield may be lower or higher than the estimates. Current yield reflects the income generated by an investment, and does not reflect changes in its price. Structured products, identified in the Security Description column, appear in various statement product categories. When displayed, accrued interest, annual income and current yield for structured products with a contingent income feature (such as Range Accrual Notes or contingent Income Notes) are estimates and assume specified accrual conditions are met during the relevant period and payment in full of all contingent interest. For Floating Rate Securities, the accrued interest, annual income and current yield are estimates based on the current floating coupon rate and may not reflect historic rates within the accrual period.

CASH, BANK DEPOSIT PROGRAM AND MONEY MARKET FUNDS

Cash, Bank Deposit Program, and Money Market Funds are generally displayed on a settlement date basis. You have the right to instruct us to liquidate your bank deposit balance(s) or shares of any money market fund balance(s) at any time and have the proceeds of such liquidation remitted to you. Estimated Annual Income, Accrued Interest, and APY% will only be displayed for fully settled positions.

Description	Value	Estimated Annual Income	7-Day Current Yield %	Annual Percentage Yield %
MORGAN STANLEY BANK N.A. #	\$119,991.56	\$24.00	—	0.020
MORGAN STANLEY PRIVATE BANK NA #	0.03	—	—	0.020

	Percentage of Assets %	Market Value	Estimated Annual Income Accrued Interest
CASH, BDP, AND MMFs	0.7%	\$119,991.59	\$24.00 \$0.00

# Bank Deposits are held at either: (1) Morgan Stanley Bank, N.A., and/or Morgan Stanley Private Bank, National Association, affiliates of Morgan Stanley Smith Barney LLC, or (2) Citibank, N.A., each a national bank and FDIC member.

MUNICIPAL BONDS

Security Description	Trade Date	Face Value	Orig. Unit Cost Adj. Unit Cost	Orig. Total Cost Adj. Total Cost	Market Value	Unrealized Gain/(Loss)	Estimated Annual Income Accrued Interest	Current Yield %
WAKPAMNI LAKE SD CMNTY CORP SPL LIMITED REVENUE CUSIP 931130AC2	—	15,000,000.000	—	Please Provide	\$16,791,435.00	N/A	\$903,000.00 \$499,158.35	5.37

Unit Price: \$111.943; Coupon Rate 6.020%; Matures 10/01/2021; Interest Paid Annually Oct 01; Yield to Maturity 3.921%; First Coupon 10/01/15; Subject to Federal Tax; Issued 09/12/14



## Account Detail

Active Assets Account  
654-028319-041

MSB FBO RSB, LLC  
C/O DEVON ARCHER

	Face Value Percentage of Assets %	Orig. Total Cost Adj. Total Cost	Market Value	Unrealized Gain/(Loss)	Estimated Annual Income Accrued Interest	Current Yield %
MUNICIPAL BONDS	15,000,000.000	\$0.00			\$903,000.00	5.38%
		\$0.00	\$16,791,435.00	\$0.00 ST	\$499,158.35	
TOTAL MUNICIPAL BONDS (incl. accr. int.)	99.3%		\$17,290,593.35			
	Percentage of Assets %	Total Cost	Market Value	Unrealized Gain/(Loss)	Estimated Annual Income Accrued Interest	Current Yield %
TOTAL MARKET VALUE	100.0%	\$0.00	\$16,911,426.59	\$0.00 ST	\$903,024.00	5.19%
					\$499,158.35	

TOTAL VALUE (includes accrued interest) **\$17,410,584.94**

Unrealized Gain/(Loss) totals only reflect positions that have cost basis and/or market value information available. Cash, MMF, Deposits and positions stating 'Please Provide' are not included.

## ACTIVITY

### CASH FLOW ACTIVITY BY DATE

Transaction Settlement							
Date	Date	Activity Type	Description	Comments	Quantity	Price	Credits/(Debits)
3/2	3/2	Online Transfer	FUNDS TRANSFERRED	CONFIRMATION # 33973595 FROM 654-028320			\$10,000.00
3/2	3/2	Online Transfer	FUNDS TRANSFERRED	CONFIRMATION # 33941863 FROM 654-028318			3,000.00
3/2	3/2	Automated Payment	BANK OF AMERICA	AUTOMATIC BILL PAYMENT			(3,000.00)
3/2	3/2	Funds Transferred	WIRED FUNDS SENT	BENE: ROBERT BIDEN ACCT: XXXXX5452			(10,000.00)
3/5	3/5	Cash Transfer	FUNDS TRANSFERRED	CONFIRMATION # 34087045 FROM 654-028320			1,000.00
3/5	3/5	Automated Payment	J CONDOMINIUM SO	AUTOMATIC BILL PAYMENT			(906.74)
3/10	3/10	Cash Transfer	FUNDS TRANSFERRED	CONFIRMATION # 34190401 FROM 654-028320			1,400.00
3/10	3/10	Automated Payment	BANK OF THE WEST	AUTOMATIC BILL PAYMENT			(1,326.48)
3/11	3/11	Online Transfer	TRANSFER AS OF 03/10	CONFIRMATION # 34203444 FROM 654-028320			107,458.38
3/12	3/12	Cash Transfer	FUNDS TRANSFERRED	CONFIRMATION # 34243664 TO 654-028320			(107,458.38)
3/16	3/16	Funds Received	WIRED FUNDS RECEIVED	AS PRIVATBANK BURISMA HOLDINGS LIMITED			83,333.33
3/16	3/16	Funds Received	WIRED FUNDS RECEIVED	AS PRIVATBANK BURISMA HOLDINGS LIMITED			83,333.33



Account Detail

Active Assets Account  
654-028319-041

MSB FBO RSB, LLC  
C/O DEVON ARCHER

CASH FLOW ACTIVITY BY DATE (CONTINUED)

Transaction Settlement							
Date	Date	Activity Type	Description	Comments	Quantity	Price	Credits/(Debits)
3/16	3/16	Online Transfer	FUNDS TRANSFERRED	CONFIRMATION # 34381044 FROM 654-028320			107,459.01
3/16	3/16	Online Transfer	FUNDS TRANSFERRED	CONFIRMATION # 34381051 TO 654-028322			(3,000.00)
3/17	3/17	Online Transfer	FUNDS TRANSFERRED	CONFIRMATION # 34408422 FROM 654-028318			50,000.00
3/17	3/17	Funds Transferred	WIRED FUNDS SENT	BENE: BGW CONSULTING CORP INC. ACCT: XXXXXXXX2981			(10,000.00)
3/17	3/17	Funds Transferred	WIRED FUNDS SENT	BENE: ZEMKA ZETA LLC ACCT: XXXXXX6722			(9,500.00)
3/17	3/17	Funds Transferred	WIRED FUNDS SENT	BENE: ANNA KASHUBA ACCT: XXXXXXXX1531			(2,000.00)
3/17	3/17	Online Transfer	FUNDS TRANSFERRED	CONFIRMATION # 34408402 TO 654-028318			(50,000.00)
3/24	3/24	Funds Received	WIRED FUNDS RECEIVED	BANK OF AMERICA NA NY BURNHAM SECURITIES INC.			251,000.00
3/24	3/24	Funds Transferred	WIRED FUNDS SENT	BENE: PERSHING LLC ACCT: XXXXXX2385			(20,000.00)
3/25	3/25	Cash Transfer	FUNDS TRANSFERRED	CONFIRMATION # 34608260 TO PLA 754 XXXX905			(251,000.00)
3/25	3/25	Funds Transferred	WIRED FUNDS SENT	BENE: RAYMOND DESROSIERS ACCT: XXXXXXXX0064			(1,000.00)
3/26	3/26	Automated Payment	AMEX EPayment ACH PMT	AUTOMATIC BILL PAYMENT			(31,104.84)
3/26	3/26	Online Transfer	FUNDS TRANSFERRED	CONFIRMATION # 34655916 TO 654-028322			(6,000.00)
3/30	3/30	Automated Payment	BANK OF AMERICA ONLINE PMT	AUTOMATIC BILL PAYMENT			(3,000.00)
3/30	3/30	Funds Transferred	WIRED FUNDS SENT	BENE: BGW CONSULTING CORP. ACCT: XXXXXXXX2981			(65,000.00)
3/30	3/30	Funds Transferred	WIRED FUNDS SENT	BENE: MCG AUTOMOTIVE LLC ACCT: XXXXXX0802			(2,550.00)
3/30	3/30	Funds Transferred	WIRED FUNDS SENT	BENE: RAYMOND DESROSIERS ACCT: XXXXXXXX0064			(1,150.00)
3/31	3/31	Interest Income	MORGAN STANLEY BANK N.A. (Period 03/02-03/31)				1.84
3/31	3/31	Interest Income	MORGAN STANLEY PRIVATE BANK NA (Period 03/01-03/31)				0.03
<b>NET CREDITS/(DEBITS)</b>							<b>\$119,989.48</b>



Account Detail

Active Assets Account  
654-028319-041

MSB FBO RSB, LLC  
C/O DEVON ARCHER

DEBIT CARD & CHECKING ACTIVITY

AUTOMATED PAYMENTS

Bill pay and other electronic activity, which may include checks you wrote that were processed by Automated Clearing House processing.

Date of Payment	Date Paid	Activity Type	Payee	Credits/(Debits)
3/2	3/2	Automated Payment	BANK OF AMERICA	\$(3,000.00)
3/5	3/5	Automated Payment	J CONDOMINIUM SO	(906.74)
3/10	3/10	Automated Payment	BANK OF THE WEST	(1,326.48)
3/26	3/26	Automated Payment	AMEX EPayment ACH PMT	(31,104.84)
3/30	3/30	Automated Payment	BANK OF AMERICA ONLINE PMT	(3,000.00)
<b>TOTAL AUTOMATED PAYMENTS</b>				<b>\$(39,338.06)</b>

MONEY MARKET FUND (MMF) AND BANK DEPOSIT PROGRAM ACTIVITY

Date	Activity Type	Description	Credits/(Debits)
3/2	Automatic Investment	BANK DEPOSIT PROGRAM	\$2.11
3/5	Automatic Redemption	BANK DEPOSIT PROGRAM	(2.11)
3/6	Automatic Investment	BANK DEPOSIT PROGRAM	95.37
3/10	Automatic Investment	BANK DEPOSIT PROGRAM	73.52
3/11	Automatic Investment	BANK DEPOSIT PROGRAM	107,458.38
3/12	Automatic Redemption	BANK DEPOSIT PROGRAM	(107,458.38)
3/17	Automatic Investment	BANK DEPOSIT PROGRAM	271,125.67
3/18	Automatic Redemption	BANK DEPOSIT PROGRAM	(21,500.00)
3/25	Automatic Redemption	BANK DEPOSIT PROGRAM	(20,000.00)
3/26	Automatic Redemption	BANK DEPOSIT PROGRAM	(32,104.84)
3/27	Automatic Redemption	BANK DEPOSIT PROGRAM	(6,000.00)
3/30	Automatic Redemption	BANK DEPOSIT PROGRAM	(3,000.00)
3/31	Automatic Investment	BANK DEPOSIT PROGRAM	1.84
3/31	Automatic Investment	BANK DEPOSIT PROGRAM	0.03
3/31	Automatic Redemption	BANK DEPOSIT PROGRAM	(68,700.00)
<b>NET ACTIVITY FOR PERIOD</b>			<b>\$119,991.59</b>

COPIES OF THIS STATEMENT HAVE ALSO BEEN SENT TO:

LOUIS PLUNG AND COMPANY, LLP



## Account Detail

Active Assets Account  
654-028319-041MSB FBO RSB, LLC  
C/O DEVON ARCHER

## MESSAGES

**Consolidated Statement of Financial Condition (In Millions of Dollars)**

At December 31, 2014 Morgan Stanley Smith Barney LLC had net capital of \$4,620 which exceeded the Securities and Exchange Commission's minimum requirement by \$4,460. A copy of the Morgan Stanley Smith Barney LLC Consolidated Statement of Financial Condition at December 31, 2014 can be viewed online at:

[http://www.morganstanley.com/about/ir/shareholder/morganstanley\\_smithbarney\\_llc.pdf](http://www.morganstanley.com/about/ir/shareholder/morganstanley_smithbarney_llc.pdf) or may be mailed to you at no cost by calling 1 (866) 825-1675, after March 15, 2015.


**Make Your Annual IRA Contribution**

The deadline to make your 2014 IRA contribution is April 15, 2015, so there is still time to contribute to a Traditional or Roth IRA, if eligible. The maximum contribution is the lesser of (a) your taxable compensation for 2014, or (b) \$5,500 (or \$6,500 if you are age 50 or older) for 2014. These limits apply to all your IRAs combined. Your Financial Advisor can help you open a new IRA or fund an existing one. You can even move funds from an existing Morgan Stanley non-retirement account to fund your contribution. Speak with your Financial Advisor about making an IRA contribution for 2015 at the same time and take advantage of a year of additional potential growth.

**Sign up for eDelivery of your Statements Today**

Would you like to receive your Statements and other documents faster, more securely and with the added benefit of reducing paper mail? Simply visit [www.morganstanley.com/edelivery](http://www.morganstanley.com/edelivery) to set your eDelivery preferences today. Please note, if you have not already, you will first need to register for Morgan Stanley Online, to make your eDelivery selections.





**This page intentionally left blank**



**CLIENT STATEMENT** | For the Period April 1-30, 2015

**STATEMENT FOR:**  
RSB, LLC  
C/O DEVON ARCHER

**TOTAL VALUE OF YOUR ACCOUNT** (as of 4/30/15)  
*Includes Accrued Interest*

**\$144,865.68**

*Morgan Stanley Private Wealth Management, a division of Morgan Stanley Smith Barney LLC.  
Member SIPC.*

**Your Private Wealth Advisor Team**  
WOOL/NILES  
212-893-6507

**Your Branch**  
399 PARK AVE 12TH FL  
NEW YORK, NY 10022  
Telephone: 212-893-6300; Alt. Phone: 800-223-0270; Fax: 212-893-6301

#BWNJGWM

RSB, LLC  
C/O DEVON ARCHER  
152 W 57TH ST  
47TH FL  
NEW YORK NY 10019-3480

**Client Service Center** (24 Hours a Day; 7 Days a Week) : 800-668-8168  
+1 801-617-9179 (Int'l Collect)

**Access Your Account Online:** [www.morganstanley.com/PWM](http://www.morganstanley.com/PWM)

654 - 028319 - 041 - 1 - 0



## Standard Disclosures

The following Disclosures are applicable to the enclosed statement(s). Expanded Disclosures are attached to your most recent June and December statement (or your first Statement if you have not received a statement for those months). The Expanded Disclosures are also available by selecting Account Documents when you log on to [www.morganstanley.com/online](http://www.morganstanley.com/online) or, call 800-869-3326.

### Questions?

Questions regarding your account may be directed to your Financial Advisor or the Branch Manager for the branch office where you maintain your account. If you require further assistance, call Client Service Center at (800) 869-3326 or for account-related concerns call our Client Advocate at (866) 227-2256.

### Errors and Inquiries

It is your responsibility to review your statement promptly and to seek immediate clarification about entries that you do not understand or believe were made in error by contacting the Branch Manager of the office where you maintain your account. Oral communications regarding any inaccuracy or discrepancy in this statement should be re-confirmed in writing to further protect your rights, including rights under the Securities Investor Protection Act (SIPA). Your statement will be deemed correct unless we receive a written inquiry of a suspected error. See your account documentation for special rules regarding your rights and responsibilities with respect to erroneous electronic fund transfers, including a description of the transfers covered.

### Availability of Free Credit Balances and Financial Statements

Under the customer protection rules of the SEC [17 CFR §240.15c3-3], we may use funds comprising free credit balances carried for customer accounts here, provided that these funds are payable to customers on demand (i.e., are free of a lien or right of set-off in our favor or on behalf of some third party to whom you have given control). A financial statement of this organization is available for your personal inspection at its offices, or a copy will be mailed to you upon your written request.

### Listed Options

Information with respect to commissions and other charges related to the execution of options transactions has been included in confirmations of such transactions previously furnished to you and such information will be made available to you promptly at your request. Promptly advise us of any material change in your investment objectives or financial situation.

**Important Information if you are a Margin Customer**(not available for certain retirement accounts)

If you have margin privileges, you may borrow money from us in exchange for pledging assets in your accounts as collateral for any outstanding margin loan. The amount you may borrow is based on the

value of the eligible securities in your margin accounts. If a security has eligible shares, the number of shares pledged as collateral will be indicated below the position.

### Margin Interest Charges

We calculate interest charges on margin loans as follows: (1) multiply the applicable margin interest rate by the daily close of business net settled debit balance, and (2) divide by 360 (days). Margin interest accrues daily throughout the month and is added to your debit balance at month-end. The month-end interest charge is the sum of the daily accrued interest calculations for the month. We add the accrued interest to your debit balance and start a new calculation each time the applicable interest rate changes and at the close of every statement month. For current margin loan interest rates, go to [www.morganstanley.com/online/MIRates](http://www.morganstanley.com/online/MIRates).

### Information regarding Special Memorandum Account

If you have a Margin Account, this is a combined statement of your Margin Account and Special Memorandum Account maintained for you under Section 220.5 of Regulation T issued by the Board of Governors of the Federal Reserve System. The permanent record of the Special Memorandum Account as required by Regulation T is available for your inspection at your request.

### Important Information About Auction Rate Securities

Due to market conditions, certain Auction Rate Securities experience no or limited liquidity. Therefore, the price(s) for any Auction Rate Securities shown on this statement may not reflect the price(s) you would receive upon a sale at auction or in a secondary market transaction, and are not an indication of any offer to purchase at such price.

### Structured Products

Structured Products are complex products and may be subject to special risks. Investors should consider the concentration risk of owning the related security and their total exposure to any underlying asset. Structured Products may not perform in a manner consistent with the statement product category in which they appear and therefore may not satisfy portfolio asset allocation needs for that category.

### Security Measures

This statement features several embedded security elements to safeguard its authenticity. One is a unique security mark—a blue rectangle printed in heat-sensitive ink on the back of every page. When exposed to warmth, the blue rectangle will disappear, and then reappear.

### SIPC Protection

We are a member of Securities Investor Protection Corporation (SIPC), which protects securities of its customers up to \$500,000 (including \$250,000 for claims for cash). An explanatory brochure is available

upon request or at [www.sipc.org](http://www.sipc.org). Losses due to market fluctuation are not protected by SIPC and assets not held with us may not be covered by SIPC protection. To obtain information about SIPC, including an explanatory SIPC brochure, contact SIPC at 1-202-371-8300 or visit [www.sipc.org](http://www.sipc.org).

### Transaction Dates and Conditions

Upon written request, we will furnish the date and time of a transaction and the name of the other party to a transaction. We and/or our affiliates may accept benefits that constitute payment for order flow. Details regarding these benefits and the source and amount of any other remuneration received or to be received by us in connection with any transaction will be furnished upon written request.

### Equity Research Ratings Definitions and Global Investment Manager Analysis Status

Some equity securities may have research ratings from Morgan Stanley & Co. LLC or Standard & Poor's. Research ratings are the research providers' opinions and not representations or guarantees of performance. For more information about each research provider's rating system, see the Research Ratings on your most recent June or December statement (or your first statement if you have not received a statement for those months), go to [www.morganstanley.com/online](http://www.morganstanley.com/online) or refer to the research provider's research report. Research reports contain more complete information concerning the analyst's views and you should read the entire research report and not infer its contents from the rating alone. If your account contains an advisory component or is an advisory account, a GIMA status will apply.

**Credit Ratings from Moody's Investors Service and Standard & Poor's**  
The credit rating from Moody's Investors Service and Standard & Poor's may be shown for certain securities. All credit ratings represent the opinions of the provider and are not representations or guarantees of performance. Your Financial Advisor will be pleased to provide you with further information or assistance in interpreting these credit ratings.

Revised 01/2015



Account Summary

Active Assets Account  
654-028319-041

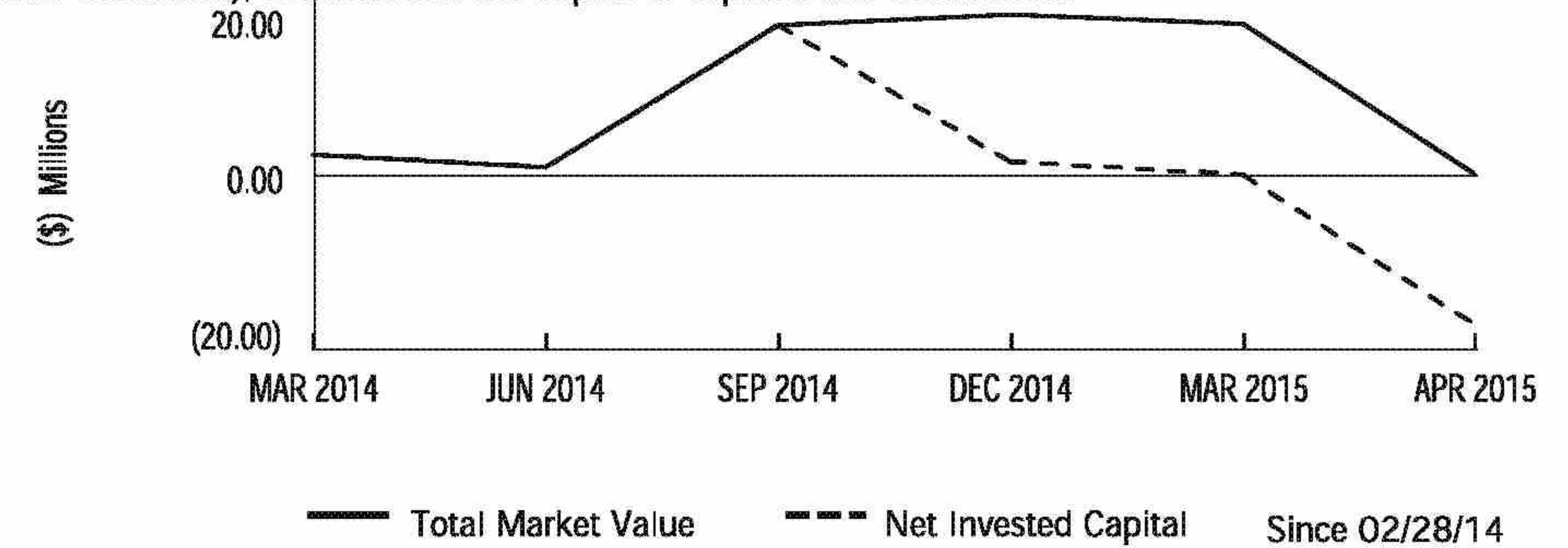
RSB, LLC  
C/O DEVON ARCHER

CHANGE IN VALUE OF YOUR ACCOUNTS (includes accrued interest)

	This Period (4/1/15-4/30/15)	This Year (1/1/15-4/30/15)
<b>TOTAL BEGINNING VALUE</b>	<b>\$17,410,584.94</b>	<b>\$18,436,429.61</b>
Credits	3,280,902.66	4,486,920.84
Debits	(3,256,031.90)	(4,785,147.43)
Security Transfers	(16,791,435.00)	(17,848,799.00)
Accrued Interest On Security Transfers	(519,225.00)	(519,225.00)
<b>Net Credits/Debits/Transfers</b>	<b>\$(17,285,789.24)</b>	<b>\$(18,666,250.59)</b>
<b>Change in Value</b>	<b>20,069.98</b>	<b>374,686.66</b>
<b>TOTAL ENDING VALUE</b>	<b>\$144,865.68</b>	<b>\$144,865.68</b>

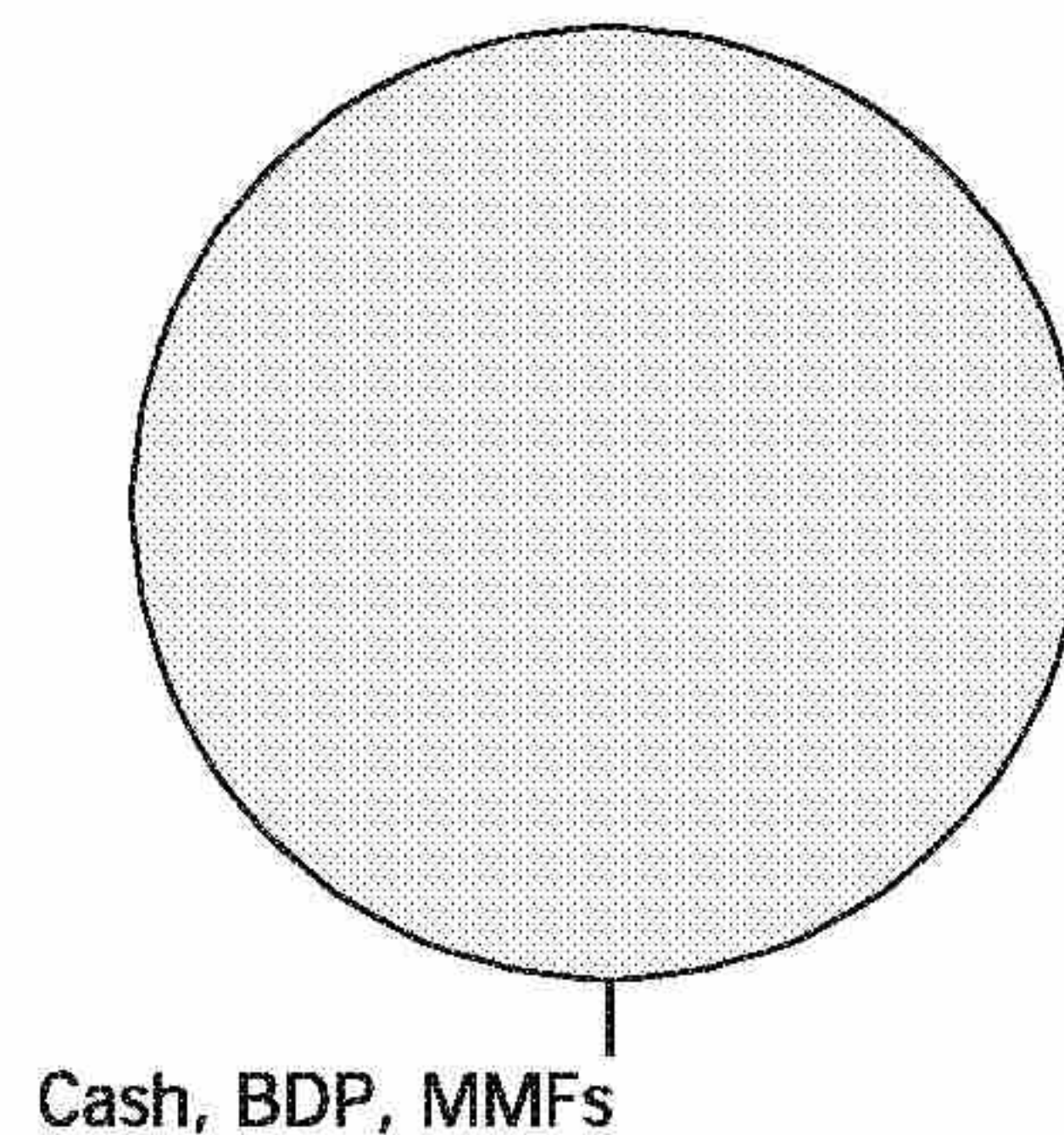
CHANGE IN VALUE OVER TIME

The display of market value (total account value) and net invested capital (total amount invested minus total withdrawn), demonstrates the impact of deposits and withdrawals.



This graph does not reflect corrections to Net Invested Capital or Market Value made subsequent to the dates depicted. It may exclude transactions in Annuities or positions where we are not the custodian, which could delay the reporting of Market Value or affect the Net Invested Capital.

ALLOCATION OF HOLDINGS



	Market Value	Percentage %
Cash, BDP, MMFs*	\$144,865.68	100.0
<b>TOTAL VALUE</b>	<b>\$144,865.68</b>	<b>100.0%</b>

This allocation represents holdings on a trade date basis, and projected settled Cash/BDP and MMF balances. These classifications are not intended to serve as a suitability analysis. \* FDIC rules apply and Bank Deposits are eligible for FDIC insurance but are not covered by SIPC. Cash and securities (including MMFs) are eligible for SIPC coverage. See Expanded Disclosures.



## Account Summary

Active Assets Account  
654-028319-041RSB, LLC  
C/O DEVON ARCHER

## BALANCE SHEET (^ includes accrued interest)

	Last Period (as of 3/31/15)	This Period (as of 4/30/15)
Cash, BDP, MMFs	\$119,991.59	\$144,865.68
Municipal Bonds	17,290,593.35	—
<b>Total Assets</b>	<b>\$17,410,584.94</b>	<b>\$144,865.68</b>
<b>Total Liabilities</b> (outstanding balance)	—	—
<b>TOTAL VALUE</b>	<b>\$17,410,584.94</b>	<b>\$144,865.68</b>
Portfolio Loan Account (754XXXX905)	(351,000.00)	—
<b>Total Other Liabilities</b> (not included in Total Value)	<b>\$(351,000.00)</b>	—

The Portfolio Loan Account is a securities-based loan that may not be used to purchase, trade or carry marketable securities, or to repay margin debt. The Portfolio Loan Account is offered by Morgan Stanley Bank, N.A., an affiliate of Morgan Stanley Smith Barney LLC.

## INCOME AND DISTRIBUTION SUMMARY

	This Period (4/1/15-4/30/15)	This Year (1/1/15-4/30/15)
Interest	\$3.33	\$21.41
<b>Total Taxable Income And Distributions</b>	<b>\$3.33</b>	<b>\$21.41</b>
<b>Total Tax-Exempt Income</b>	—	—
<b>TOTAL INCOME AND DISTRIBUTIONS</b>	<b>\$3.33</b>	<b>\$21.41</b>

Taxable and tax exempt income classifications are based on the characteristics of the underlying securities and not the taxable status of the account.

## CASH FLOW

	This Period (4/1/15-4/30/15)	This Year (1/1/15-4/30/15)
<b>OPENING CASH, BDP, MMFs</b>	<b>\$119,991.59</b>	<b>\$460,642.76</b>
Purchases	—	(692,761.13)
Sales and Redemptions	—	675,189.23
Income and Distributions	3.33	21.41
<b>Total Investment Related Activity</b>	<b>\$3.33</b>	<b>\$(17,550.49)</b>
Electronic Transfers-Credits	3,280,902.66	4,486,920.84
Electronic Transfers-Debits	(3,183,559.66)	(4,301,259.11)
<b>Total Cash Related Activity</b>	<b>\$97,343.00</b>	<b>\$185,661.73</b>
Debit Card	(300.38)	(300.38)
Checks Written	(25,000.00)	(284,745.83)
Automated Payments	(47,171.86)	(198,842.11)
<b>Total Card/Check Activity</b>	<b>\$(72,472.24)</b>	<b>\$(483,888.32)</b>
<b>CLOSING CASH, BDP, MMFs</b>	<b>\$144,865.68</b>	<b>\$144,865.68</b>

## GAIN/(LOSS) SUMMARY

	Realized This Period (4/1/15-4/30/15)	Realized This Year (1/1/15-4/30/15)	Unrealized Inception to Date (as of 4/30/15)
Short-Term Gain	—	\$4,231.79	—
Short-Term (Loss)	—	(13,136.62)	—
<b>Total Short-Term</b>	—	<b>\$(8,904.83)</b>	—

The Gain/(Loss) Summary, which may change due to basis adjustments, is provided for informational purposes and should not be used for tax preparation. Refer to Gain/(Loss) in the Expanded Disclosures.



Account Detail

Active Assets Account  
654-028319-041

RSB, LLC  
C/O DEVON ARCHER

Investment Objectives†: Capital Appreciation, Aggressive Income

Brokerage Account

† Inform us if your investment objectives, as defined in the Expanded Disclosures, change.

HOLDINGS

This section reflects positions purchased/sold on a trade date basis. "Market Value" and "Unrealized Gain/(Loss)" may not reflect the value that could be obtained in the market. Fixed Income securities are sorted by maturity or pre-refunding date, and alphabetically within date. Estimated Annual Income a) is calculated on a pre-tax basis, b) does not include any reduction for applicable non-US withholding taxes, c) may include return of principal or capital gains which could overstate such estimates, and d) for securities that have a defined maturity date within the next 12 months, is reflected only through maturity date. Actual income or yield may be lower or higher than the estimates. Current yield reflects the income generated by an investment, and does not reflect changes in its price. Structured products, identified in the Security Description column, appear in various statement product categories. When displayed, accrued interest, annual income and current yield for structured products with a contingent income feature (such as Range Accrual Notes or contingent Income Notes) are estimates and assume specified accrual conditions are met during the relevant period and payment in full of all contingent interest. For Floating Rate Securities, the accrued interest, annual income and current yield are estimates based on the current floating coupon rate and may not reflect historic rates within the accrual period.

CASH, BANK DEPOSIT PROGRAM AND MONEY MARKET FUNDS

Cash, Bank Deposit Program, and Money Market Funds are generally displayed on a settlement date basis. You have the right to instruct us to liquidate your bank deposit balance(s) or shares of any money market fund balance(s) at any time and have the proceeds of such liquidation remitted to you. Estimated Annual Income, Accrued Interest, and APY% will only be displayed for fully settled positions.

Description	Value	Estimated Annual Income	7-Day Current Yield %	Annual Percentage Yield %
MORGAN STANLEY BANK N.A. #	\$144,865.53	\$14.00	—	0.010
MORGAN STANLEY PRIVATE BANK NA #	0.15	—	—	0.010

	Percentage of Assets %	Market Value	Estimated Annual Income Accrued Interest
CASH, BDP, AND MMFs	100.0%	\$144,865.68	\$14.00 \$0.00

# Bank Deposits are held at either: (1) Morgan Stanley Bank, N.A., and/or Morgan Stanley Private Bank, National Association, affiliates of Morgan Stanley Smith Barney LLC, or (2) Citibank, N.A., each a national bank and FDIC member.

	Percentage of Assets %	Total Cost	Market Value	Unrealized Gain/(Loss)	Estimated Annual Income Accrued Interest	Current Yield %
TOTAL MARKET VALUE	100.0%	\$0.00	\$144,865.68		\$14.00 \$0.00	0.01%

TOTAL VALUE (includes accrued interest)

\$144,865.68

Unrealized Gain/(Loss) totals only reflect positions that have cost basis and/or market value information available. Cash, MMF, Deposits and positions stating 'Please Provide' are not included.



Account Detail

Active Assets Account  
654-028319-041

RSB, LLC  
C/O DEVON ARCHER

ACTIVITY

CASH FLOW ACTIVITY BY DATE

Transaction Date	Settlement Date	Activity Type	Description	Comments	Quantity	Price	Credits/(Debits)
4/2	4/2	Funds Transferred	WIRED FUNDS SENT	BENE: THE LEXVEST GROUP LLC ACCT: XXXXXXXX0064			\$(880.00)
4/2	4/2	Funds Transferred	WIRED FUNDS SENT	BENE: MCG AUTOMOTIVE LLC ACCT: XXXXXX0802			(700.00)
4/6	4/6	Automated Payment	J CONDOMINIUM SO 1010888706	AUTOMATIC BILL PAYMENT			(906.74)
4/6	4/6	Funds Transferred	WIRED FUNDS SENT	BENE: ROBERT BIDEN ACCT: XXXXX5452			(20,000.00)
4/7	4/7	Funds Transferred	WIRED FUNDS SENT	BENE: THE WOLFF LAW FIRM ACCT: XXXXXX1758			(6,580.00)
4/9	4/9	Automated Payment	BANK OF THE WEST IC PAYMENT	AUTOMATIC BILL PAYMENT			(1,326.48)
4/10	4/10	Online Transfer	FUNDS TRANSFERRED	CONFIRMATION # 35331152 TO 654-028322			(2,500.00)
4/13	4/13	Funds Received	WIRED FUNDS RECEIVED	DEUTSCHE BANK TRUST COMPANY AM ALIXPARTNERS LLP			3,014,236.00
4/13	4/13	Cash Transfer	FUNDS TRANSFERRED	CONFIRMATION # 35401184 TO 654-028320			(3,014,236.00)
4/14	4/21	Check	US TREAS	Check # 1112			(20,000.00)
4/14	4/23	Check	NEW YORK STATE	Check # 1113			(5,000.00)
4/14	4/14	Funds Transferred	WIRED FUNDS SENT	BENE: BGW CONSULTING CORP. INC ACCT: XXXXXXXX2981			(15,000.00)
4/14	4/14	Funds Transferred	WIRED FUNDS SENT	BENE: WILFREDO MERCADO ACCT: XXXXXX7281			(2,603.66)
4/14	4/14	Online Transfer	FUNDS TRANSFERRED	CONFIRMATION # 35444914 TO 654-028322			(6,000.00)
4/15	4/15	Funds Received	WIRED FUNDS RECEIVED	AS PRIVATBANK BURISMA HOLDINGS LIMITED			83,333.33
4/15	4/15	Funds Received	WIRED FUNDS RECEIVED	AS PRIVATBANK BURISMA HOLDINGS LIMITED			83,333.33
4/23	4/23	Automated Payment	AMEX EPayment ACH PMT	AUTOMATIC BILL PAYMENT			(41,938.64)
4/24	4/24	Funds Received	WIRED FUNDS RECEIVED	JPMORGAN CHASE BANK THORSDALE FIDUCIARY AND GUARAN			100,000.00
4/24	4/24	Cash Transfer	FUNDS TRANSFERRED	CONFIRMATION # 35780891 TO PLA 754 XXXX905			(100,000.00)
4/25	4/27	Debit Card	SCOTTOS	Retail Stores HAMPTON BAYS NY			(90.59)
4/28	4/29	Debit Card	TROPIC JUICE BAR & GRI	Restaurants BROOKLYN NY			(25.59)
4/29	4/29	Funds Transferred	WIRED FUNDS SENT	BENE: BGW CONSULTING CORP. INC ACCT: XXXXXXXX2981			(15,060.00)
4/29	4/30	Debit Card	NIGHTINGALE 9	Restaurants BROOKLYN NY			(103.19)
4/29	4/30	Debit Card	LEGENDS YANKEE STDMD MD	Miscellaneous BRONX NY			(45.00)



Account Detail

Active Assets Account  
654-028319-041

RSB, LLC  
C/O DEVON ARCHER

CASH FLOW ACTIVITY BY DATE (CONTINUED)

Transaction Settlement								
Date	Date	Activity Type	Description	Comments	Quantity	Price		Credits/(Debits)
4/29	4/30	Debit Card	LEGENDS YANKEE STDM MD	Miscellaneous BRONX	NY			(25.00)
4/29	4/30	Debit Card	SQ *AMPLE HILLS GOWANU	Restaurants BROOKLYN	NY			(11.01)
4/30	4/30	Interest Income	MORGAN STANLEY BANK N.A. (Period 04/01-04/30)					3.18
4/30	4/30	Interest Income	MORGAN STANLEY PRIVATE BANK NA (Period 04/01-04/30)					0.15
4/30	4/30	Automated Payment	BANK OF AMERICA ONLINE PMT	AUTOMATIC BILL PAYMENT				(3,000.00)
<b>NET CREDITS/(DEBITS)</b>								<b>\$24,874.09</b>

DEBIT CARD & CHECKING ACTIVITY

DEBIT CARD

DEVON ARCHER Card Ending in 9447

Date of Activity	Date Paid	Description	Location/Phone	Expense Category	Credits/(Debits)
4/25	4/27	SCOTTOS	HAMPTON BAYS NY	Retail Stores	\$(90.59)
4/28	4/29	TROPIC JUICE BAR & GRI	BROOKLYN NY	Restaurants	(25.59)
4/29	4/30	NIGHTINGALE 9	BROOKLYN NY	Restaurants	(103.19)
4/29	4/30	LEGENDS YANKEE STDM MD	BRONX NY	Miscellaneous	(45.00)
4/29	4/30	LEGENDS YANKEE STDM MD	BRONX NY	Miscellaneous	(25.00)
4/29	4/30	SQ *AMPLE HILLS GOWANU	BROOKLYN NY	Restaurants	(11.01)
<b>TOTAL DEBIT CARD - DEVON ARCHER</b>				<b>THIS PERIOD</b>	<b>\$(300.38)</b>
<b>TOTAL DEBIT CARD</b>					<b>\$(300.38)</b>

CHECKS WRITTEN

Date Written	Date Paid	Check Number	Activity Type	Payee	Expense Category	Credits/(Debits)
4/14	4/21	1112	Check	US TREAS		\$(20,000.00)
4/14	4/23	1113	Check	NEW YORK STATE		(5,000.00)
<b>TOTAL CHECKS WRITTEN</b>						<b>\$(25,000.00)</b>



Account Detail

Active Assets Account  
654-028319-041

RSB, LLC  
C/O DEVON ARCHER

DEBIT CARD & CHECKING ACTIVITY

AUTOMATED PAYMENTS

Bill pay and other electronic activity, which may include checks you wrote that were processed by Automated Clearing House processing.

Date of Payment	Date Paid	Activity Type	Payee	Credits/(Debits)
4/6	4/6	Automated Payment	J CONDOMINIUM SO 1010888706	\$(906.74)
4/9	4/9	Automated Payment	BANK OF THE WEST IC PAYMENT	(1,326.48)
4/23	4/23	Automated Payment	AMEX EPayment ACH PMT	(41,938.64)
4/30	4/30	Automated Payment	BANK OF AMERICA ONLINE PMT	(3,000.00)
<b>TOTAL AUTOMATED PAYMENTS</b>				<b>\$(47,171.86)</b>

MONEY MARKET FUND (MMF) AND BANK DEPOSIT PROGRAM ACTIVITY

Date	Activity Type	Description	Credits/(Debits)
4/2	Automatic Redemption	BANK DEPOSIT PROGRAM	\$(880.00)
4/6	Automatic Redemption	BANK DEPOSIT PROGRAM	(21,606.74)
4/8	Automatic Redemption	BANK DEPOSIT PROGRAM	(6,580.00)
4/9	Automatic Redemption	BANK DEPOSIT PROGRAM	(1,326.48)
4/10	Automatic Redemption	BANK DEPOSIT PROGRAM	(2,500.00)
4/13	Automatic Investment	BANK DEPOSIT PROGRAM	3,014,236.00
4/14	Automatic Redemption	BANK DEPOSIT PROGRAM	(3,020,236.00)
4/15	Automatic Investment	BANK DEPOSIT PROGRAM	149,063.00
4/21	Automatic Redemption	BANK DEPOSIT PROGRAM	(20,000.00)
4/23	Automatic Redemption	BANK DEPOSIT PROGRAM	(46,938.64)
4/24	Automatic Investment	BANK DEPOSIT PROGRAM	100,000.00
4/27	Automatic Redemption	BANK DEPOSIT PROGRAM	(100,090.59)
4/29	Automatic Redemption	BANK DEPOSIT PROGRAM	(25.59)
4/30	Automatic Investment	BANK DEPOSIT PROGRAM	3.18
4/30	Automatic Investment	BANK DEPOSIT PROGRAM	0.15
4/30	Automatic Redemption	BANK DEPOSIT PROGRAM	(18,244.20)
<b>NET ACTIVITY FOR PERIOD</b>			<b>\$24,874.09</b>



Account Detail

Active Assets Account  
654-028319-041

RSB, LLC  
C/O DEVON ARCHER

TRANSFERS, CORPORATE ACTIONS AND ADDITIONAL ACTIVITY

SECURITY TRANSFERS

Date	Activity Type	Security (Symbol)	Comments	Quantity	Accrued Interest	Amount
4/9	Transfer out of Account	WAKPAMNI LAKE BE 6020 210C01	PER LOA TO 654-030737-000 AO 04/09/15	15,000,000.000	\$(519,225.00)	\$(16,791,435.00)

COPIES OF THIS STATEMENT HAVE ALSO BEEN SENT TO:

LOUIS PLUNG AND COMPANY, LLP

MESSAGES


Debit Card Terms & Conditions Update

Section 1.B.9 of the Morgan Stanley Debit Card Terms and Conditions was recently updated to include terms for adding your Morgan Stanley Debit Card to Digital Wallets (e.g., Apple Pay(TM)).

In addition, certain benefits for your Morgan Stanley Debit Card were previously underwritten by Virginia Surety Company and are now underwritten by New Hampshire Insurance Company, an AIG company, as of February 1, 2015. Please call 1-800-MasterCard for coverage details or to make claims.

To access the updated Morgan Stanley Debit Card Terms and Conditions, please visit [www.morganstanley.com/debitcardterms](http://www.morganstanley.com/debitcardterms). If you have any questions, please do not hesitate to contact your Financial Advisor or Private Wealth Advisor.





**This page intentionally left blank**



**CLIENT STATEMENT** | For the Period May 1-31, 2015

**STATEMENT FOR:**  
RSB, LLC  
C/O DEVON ARCHER

**TOTAL VALUE OF YOUR ACCOUNT** (as of 5/31/15)  
*Includes Accrued Interest*

**\$334,949.23**

*Morgan Stanley Private Wealth Management, a division of Morgan Stanley Smith Barney LLC.  
Member SIPC.*

**Your Private Wealth Advisor Team**  
WOOL/NILES  
212-893-6507

**Your Branch**  
399 PARK AVE 12TH FL  
NEW YORK, NY 10022  
Telephone: 212-893-6300; Alt. Phone: 800-223-0270; Fax: 212-893-6301

#BWNJGWM

RSB, LLC  
C/O DEVON ARCHER  
152 W 57TH ST  
47TH FL  
NEW YORK NY 10019-3480

**Client Service Center** (24 Hours a Day; 7 Days a Week) : 800-668-8168

**Access Your Account Online:** [www.morganstanley.com/PWM](http://www.morganstanley.com/PWM)

654 - 031823 - 041 - 1 - 0



## Standard Disclosures

The following Disclosures are applicable to the enclosed statement(s). Expanded Disclosures are attached to your most recent June and December statement (or your first Statement if you have not received a statement for those months). The Expanded Disclosures are also available by selecting Account Documents when you log on to [www.morganstanley.com/online](http://www.morganstanley.com/online) or, call 800-869-3326.

### Questions?

Questions regarding your account may be directed to your Financial Advisor or the Branch Manager for the branch office where you maintain your account. If you require further assistance, call Client Service Center at (800) 869-3326 or for account-related concerns call our Client Advocate at (866) 227-2256.

### Errors and Inquiries

It is your responsibility to review your statement promptly and to seek immediate clarification about entries that you do not understand or believe were made in error by contacting the Branch Manager of the office where you maintain your account. Oral communications regarding any inaccuracy or discrepancy in this statement should be re-confirmed in writing to further protect your rights, including rights under the Securities Investor Protection Act (SIPA). Your statement will be deemed correct unless we receive a written inquiry of a suspected error. See your account documentation for special rules regarding your rights and responsibilities with respect to erroneous electronic fund transfers, including a description of the transfers covered.

### Availability of Free Credit Balances and Financial Statements

Under the customer protection rules of the SEC [17 CFR §240.15c3-3], we may use funds comprising free credit balances carried for customer accounts here, provided that these funds are payable to customers on demand (i.e., are free of a lien or right of set-off in our favor or on behalf of some third party to whom you have given control). A financial statement of this organization is available for your personal inspection at its offices, or a copy will be mailed to you upon your written request.

### Listed Options

Information with respect to commissions and other charges related to the execution of options transactions has been included in confirmations of such transactions previously furnished to you and such information will be made available to you promptly at your request. Promptly advise us of any material change in your investment objectives or financial situation.

### Important Information if you are a Margin Customer (not available for certain retirement accounts)

If you have margin privileges, you may borrow money from us in exchange for pledging assets in your accounts as collateral for any outstanding margin loan. The amount you may borrow is based on the

value of the eligible securities in your margin accounts. If a security has eligible shares, the number of shares pledged as collateral will be indicated below the position.

### Margin Interest Charges

We calculate interest charges on margin loans as follows: (1) multiply the applicable margin interest rate by the daily close of business net settled debit balance, and (2) divide by 360 (days). Margin interest accrues daily throughout the month and is added to your debit balance at month-end. The month-end interest charge is the sum of the daily accrued interest calculations for the month. We add the accrued interest to your debit balance and start a new calculation each time the applicable interest rate changes and at the close of every statement month. For current margin loan interest rates, go to [www.morganstanley.com/online/MIRates](http://www.morganstanley.com/online/MIRates).

### Information regarding Special Memorandum Account

If you have a Margin Account, this is a combined statement of your Margin Account and Special Memorandum Account maintained for you under Section 220.5 of Regulation T issued by the Board of Governors of the Federal Reserve System. The permanent record of the Special Memorandum Account as required by Regulation T is available for your inspection at your request.

### Important Information About Auction Rate Securities

Due to market conditions, certain Auction Rate Securities experience no or limited liquidity. Therefore, the price(s) for any Auction Rate Securities shown on this statement may not reflect the price(s) you would receive upon a sale at auction or in a secondary market transaction, and are not an indication of any offer to purchase at such price.

### Structured Products

Structured Products are complex products and may be subject to special risks. Investors should consider the concentration risk of owning the related security and their total exposure to any underlying asset. Structured Products may not perform in a manner consistent with the statement product category in which they appear and therefore may not satisfy portfolio asset allocation needs for that category.

### Security Measures

This statement features several embedded security elements to safeguard its authenticity. One is a unique security mark—a blue rectangle printed in heat-sensitive ink on the back of every page. When exposed to warmth, the blue rectangle will disappear, and then reappear.

### SIPC Protection

We are a member of Securities Investor Protection Corporation (SIPC), which protects securities of its customers up to \$500,000 (including \$250,000 for claims for cash). An explanatory brochure is available

upon request or at [www.sipc.org](http://www.sipc.org). Losses due to market fluctuation are not protected by SIPC and assets not held with us may not be covered by SIPC protection. To obtain information about SIPC, including an explanatory SIPC brochure, contact SIPC at 1-202-371-8300 or visit [www.sipc.org](http://www.sipc.org).

### Transaction Dates and Conditions

Upon written request, we will furnish the date and time of a transaction and the name of the other party to a transaction. We and/or our affiliates may accept benefits that constitute payment for order flow. Details regarding these benefits and the source and amount of any other remuneration received or to be received by us in connection with any transaction will be furnished upon written request.

### Equity Research Ratings Definitions and Global Investment Manager Analysis Status

Some equity securities may have research ratings from Morgan Stanley & Co. LLC or Standard & Poor's. Research ratings are the research providers' opinions and not representations or guarantees of performance. For more information about each research provider's rating system, see the Research Ratings on your most recent June or December statement (or your first statement if you have not received a statement for those months), go to [www.morganstanley.com/online](http://www.morganstanley.com/online) or refer to the research provider's research report. Research reports contain more complete information concerning the analyst's views and you should read the entire research report and not infer its contents from the rating alone. If your account contains an advisory component or is an advisory account, a GIMA status will apply.

**Credit Ratings from Moody's Investors Service and Standard & Poor's**  
The credit rating from Moody's Investors Service and Standard & Poor's may be shown for certain securities. All credit ratings represent the opinions of the provider and are not representations or guarantees of performance. Your Financial Advisor will be pleased to provide you with further information or assistance in interpreting these credit ratings.

Revised 01/2015



Account Summary

Active Assets Account  
654-031823-041

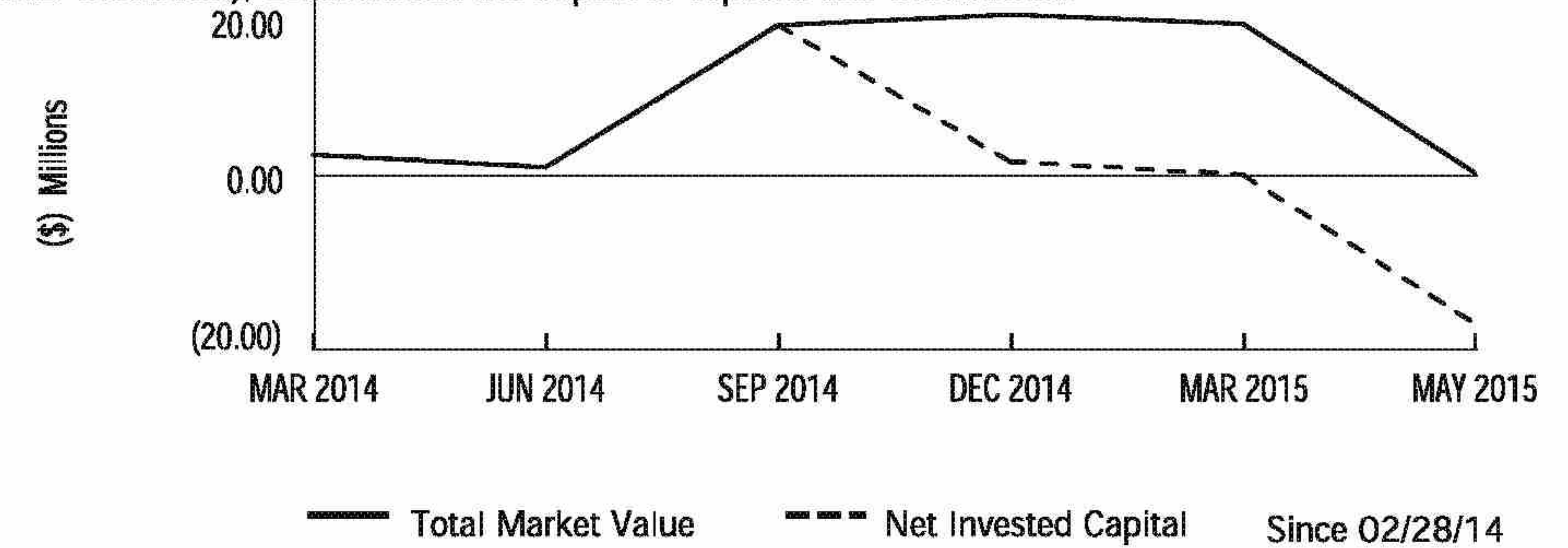
RSB, LLC  
C/O DEVON ARCHER

CHANGE IN VALUE OF YOUR ACCOUNTS (includes accrued interest)

	This Period (5/1/15-5/31/15)	This Year (1/1/15-5/31/15)
<b>TOTAL BEGINNING VALUE</b>	<b>\$144,865.68</b>	<b>\$18,436,429.61</b>
Credits	474,046.70	4,960,967.54
Debits	(283,965.23)	(5,069,112.66)
Security Transfers	—	(17,848,799.00)
Accrued Interest On Security Transfers	—	(519,225.00)
<b>Net Credits/Debits/Transfers</b>	<b>\$190,081.47</b>	<b>\$(18,476,169.12)</b>
<b>Change in Value</b>	<b>2.08</b>	<b>374,688.74</b>
<b>TOTAL ENDING VALUE</b>	<b>\$334,949.23</b>	<b>\$334,949.23</b>

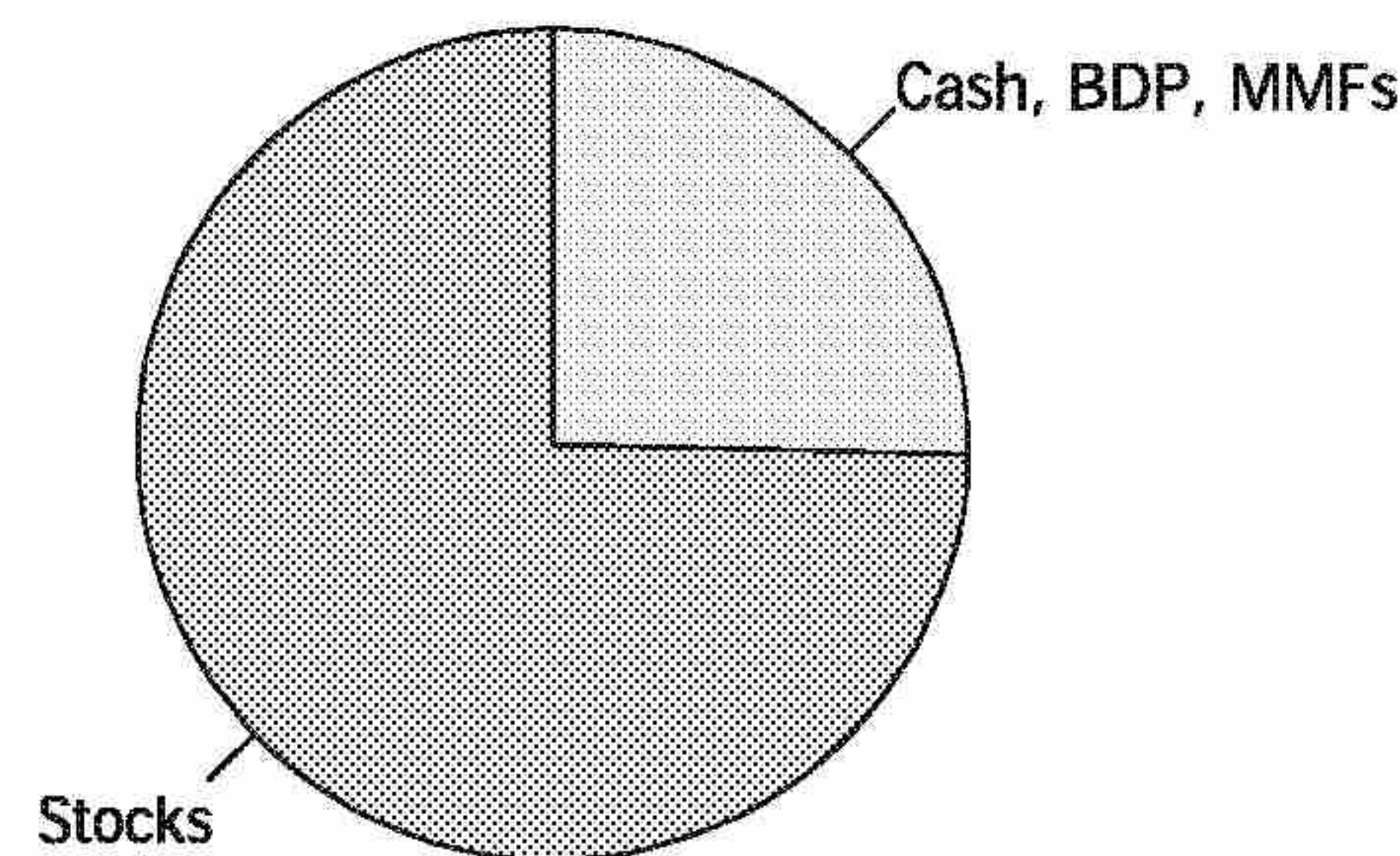
CHANGE IN VALUE OVER TIME

The display of market value (total account value) and net invested capital (total amount invested minus total withdrawn), demonstrates the impact of deposits and withdrawals.



This graph does not reflect corrections to Net Invested Capital or Market Value made subsequent to the dates depicted. It may exclude transactions in Annuities or positions where we are not the custodian, which could delay the reporting of Market Value or affect the Net Invested Capital.

ALLOCATION OF HOLDINGS



	Market Value	Percentage %
Cash, BDP, MMFs*	\$84,949.23	25.4
Stocks	250,000.00	74.6
<b>TOTAL VALUE</b>	<b>\$334,949.23</b>	<b>100.0%</b>

This allocation represents holdings on a trade date basis, and projected settled Cash/BDP and MMF balances. These classifications are not intended to serve as a suitability analysis. \* FDIC rules apply and Bank Deposits are eligible for FDIC insurance but are not covered by SIPC. Cash and securities (including MMFs) are eligible for SIPC coverage. See Expanded Disclosures.



## Account Summary

Active Assets Account RSB, LLC  
654-031823-041 C/O DEVON ARCHER

## BALANCE SHEET (^ includes accrued interest)

	Last Period (as of 4/30/15)	This Period (as of 5/31/15)
Cash, BDP, MMFs	\$144,865.68	\$334,949.23
Stocks	—	250,000.00
Net Unsettled Purchases/Sales	—	(250,000.00)
<b>Total Assets</b>	<b>\$144,865.68</b>	<b>\$334,949.23</b>
<b>Total Liabilities</b> (outstanding balance)	—	—
<b>TOTAL VALUE</b>	<b>\$144,865.68</b>	<b>\$334,949.23</b>

## CASH FLOW

	This Period (5/1/15-5/31/15)	This Year (1/1/15-5/31/15)
<b>OPENING CASH, BDP, MMFs</b>	<b>\$144,865.68</b>	<b>\$460,642.76</b>
Purchases	(250,000.00)	(942,761.13)
Sales and Redemptions	—	675,189.23
Net Unsettled Purch/Sales	250,000.00	250,000.00
Income and Distributions	2.08	23.49
<b>Total Investment Related Activity</b>	<b>\$2.08</b>	<b>\$(17,548.41)</b>
Electronic Transfers-Credits	286,666.66	4,773,587.50
Electronic Transfers-Debits	(91,830.62)	(4,393,089.73)
Other Credits	187,380.04	187,380.04
Other Debits	(187,380.04)	(187,380.04)
<b>Total Cash Related Activity</b>	<b>\$194,836.04</b>	<b>\$380,497.77</b>
Debit Card	(396.85)	(697.23)
Checks Written	(1,642.50)	(286,388.33)
Automated Payments	(2,715.22)	(201,557.33)
<b>Total Card/Check Activity</b>	<b>\$(4,754.57)</b>	<b>\$(488,642.89)</b>
<b>CLOSING CASH, BDP, MMFs</b>	<b>\$334,949.23</b>	<b>\$334,949.23</b>

## INCOME AND DISTRIBUTION SUMMARY

	This Period (5/1/15-5/31/15)	This Year (1/1/15-5/31/15)
Interest	\$2.08	\$23.49
<b>Total Taxable Income And Distributions</b>	<b>\$2.08</b>	<b>\$23.49</b>
<b>Total Tax-Exempt Income</b>	—	—
<b>TOTAL INCOME AND DISTRIBUTIONS</b>	<b>\$2.08</b>	<b>\$23.49</b>

Taxable and tax exempt income classifications are based on the characteristics of the underlying securities and not the taxable status of the account.

## GAIN/(LOSS) SUMMARY

	Realized This Period (5/1/15-5/31/15)	Realized This Year (1/1/15-5/31/15)	Unrealized Inception to Date (as of 5/31/15)
Short-Term Gain	—	\$4,231.79	—
Short-Term (Loss)	—	(13,136.62)	—
<b>Total Short-Term</b>	—	<b>\$(8,904.83)</b>	—

The Gain/(Loss) Summary, which may change due to basis adjustments, is provided for informational purposes and should not be used for tax preparation. Refer to Gain/(Loss) in the Expanded Disclosures.



**Account Detail** Active Assets Account: 654-031823-041 RSB, LLC  
C/O DEVON ARCHER

**Investment Objectives†:** Capital Appreciation, Aggressive Income

**Brokerage Account**

† Inform us if your investment objectives, as defined in the Expanded Disclosures, change.

**HOLDINGS**

*This section reflects positions purchased/sold on a trade date basis. "Market Value" and "Unrealized Gain/(Loss)" may not reflect the value that could be obtained in the market. Fixed Income securities are sorted by maturity or pre-refunding date, and alphabetically within date. Estimated Annual Income a) is calculated on a pre-tax basis, b) does not include any reduction for applicable non-US withholding taxes, c) may include return of principal or capital gains which could overstate such estimates, and d) for securities that have a defined maturity date within the next 12 months, is reflected only through maturity date. Actual income or yield may be lower or higher than the estimates. Current yield reflects the income generated by an investment, and does not reflect changes in its price. Structured products, identified in the Security Description column, appear in various statement product categories. When displayed, accrued interest, annual income and current yield for structured products with a contingent income feature (such as Range Accrual Notes or contingent Income Notes) are estimates and assume specified accrual conditions are met during the relevant period and payment in full of all contingent interest. For Floating Rate Securities, the accrued interest, annual income and current yield are estimates based on the current floating coupon rate and may not reflect historic rates within the accrual period.*

**CASH, BANK DEPOSIT PROGRAM AND MONEY MARKET FUNDS**

*Cash, Bank Deposit Program, and Money Market Funds are generally displayed on a settlement date basis. You have the right to instruct us to liquidate your bank deposit balance(s) or shares of any money market fund balance(s) at any time and have the proceeds of such liquidation remitted to you. Estimated Annual Income, Accrued Interest, and APY% will only be displayed for fully settled positions.*

Description	Market Value	7-Day Current Yield %	Est Ann Income	APY %
MORGAN STANLEY BANK N.A. #	\$245,001.76	—	\$25.00	0.010
MORGAN STANLEY PRIVATE BANK NA #	89,947.47	—	9.00	0.010
<b>BANK DEPOSITS</b>	<b>\$334,949.23</b>		<b>\$34.00</b>	

	Percentage of Assets	Market Value	Est Ann Income Accrued Interest
<b>CASH, BDP, AND MMFs</b>		<b>\$334,949.23</b>	<b>\$34.00</b> <b>\$0.00</b>
<b>NET UNSETTLED PURCHASES/SALES</b>		<b>\$(250,000.00)</b>	
<b>CASH, BDP, AND MMFs (PROJECTED SETTLED BALANCE)</b>	<b>25.4%</b>	<b>\$84,949.23</b>	

# Bank Deposits are held at either: (1) Morgan Stanley Bank, N.A., and/or Morgan Stanley Private Bank, National Association, affiliates of Morgan Stanley Smith Barney LLC, or (2) Citibank, N.A., each a national bank and FDIC member.

The "Projected Settled Balance" includes accrued interest on deposits and reflects the impact of unsettled purchases/sales.



Account Detail

Active Assets Account  
654-031823-041

RSB, LLC  
C/O DEVON ARCHER

STOCKS

PREFERRED STOCKS

Security Description	Trade Date	Quantity	Unit Cost	Share Price	Total Cost	Market Value	Unrealized Gain/(Loss)	Est Ann Income	Current Yield %
JPMORGAN CHASE & CO 6.1%-AA (JCSOZ) Moody BAA1E	5/28/15	10,000.000	\$25.000	\$25.000	\$250,000.00	\$250,000.00	\$0.00 ST	—	—

	Percentage of Assets	Total Cost	Market Value	Unrealized Gain/(Loss)	Est Ann Income Accrued Interest	Current Yield %
STOCKS	74.6%	\$250,000.00	\$250,000.00	\$0.00 ST	\$0.00 \$0.00	—

	Percentage of Assets	Total Cost	Market Value	Unrealized Gain/(Loss)	Est Ann Income Accrued Interest	Current Yield %
TOTAL MARKET VALUE		\$250,000.00	\$334,949.23	\$0.00 ST	\$34.00 \$0.00	0.01%

TOTAL VALUE (includes accrued interest)	100.0%		\$334,949.23			
---	--------	--	--------------	--	--	--

Unrealized Gain/(Loss) totals only reflect positions that have cost basis and/or market value information available. Cash, MMF, Deposits and positions stating 'Please Provide' are not included.

ACTIVITY

CASH FLOW ACTIVITY BY DATE

Transaction Date	Settlement Date	Activity Type	Description	Comments	Quantity	Price	Credits/(Debits)
4/29	5/1	Debit Card	YANKEE STD M LEGENDS CL	Restaurants BRONX NY			\$(29.04)
5/1	5/4	Debit Card	TROPIC JUICE BAR & GRI	Restaurants BROOKLYN NY			(25.59)
5/4	5/5	Debit Card	TROPIC JUICE BAR & GRI	Restaurants BROOKLYN NY			(13.79)
5/5	5/5	Automated Payment	J CONDOMINIUM SO 1010888706	AUTOMATIC BILL PAYMENT			(906.74)
5/5	5/5	Automated Payment	Maritime Sea Ins Insurance	AUTOMATIC BILL PAYMENT			(482.00)
5/5	5/6	Debit Card	TROPIC JUICE BAR & GRI	Restaurants BROOKLYN NY			(25.59)
5/6	5/6	Funds Transferred	WIRED FUNDS SENT	BENE: MCG AUTOMOTIVE LLC ACCT: XXXXXX0802			(2,700.00)
5/6	5/7	Debit Card	FRANKIES SPUNTINO	Restaurants BROOKLYN NY			(237.07)
5/7	5/7	Online Transfer	FUNDS TRANSFERRED	CONFIRMATION # 36370985 FROM 654-028322			70,000.00
5/7	5/7	Online Transfer	FUNDS TRANSFERRED	CONFIRMATION # 36371043 FROM 654-028318			50,000.00



Account Detail

Active Assets Account  
654-031823-041

RSB, LLC  
C/O DEVON ARCHER

CASH FLOW ACTIVITY BY DATE (CONTINUED)

Transaction Settlement							
Date	Date	Activity Type	Description	Comments	Quantity	Price	Credits/(Debits)
5/7	5/7	Online Transfer	FUNDS TRANSFERRED	CONFIRMATION # 36371016 TO 654-028318			(50,000.00)
5/7	5/8	Debit Card	MICHAEL ACERRA GOLF	Amusement/Entertainment PLANDOME NY			(37.77)
5/8	5/8	Funds Transferred	WIRED FUNDS SENT	BENE: BOND NEW YORK PROPERTIES ACCT: XXXXXXXX0850			(3,365.00)
5/8	5/8	Online Transfer	FUNDS TRANSFERRED	CONFIRMATION # 36411151 TO 654-028322			(561.93)
5/8	5/11	Debit Card	GREENS IRISH PUB	Restaurants MANHASSET NY			(28.00)
5/9	5/11	Automated Payment	BANK OF THE WEST IC PAYMENT	AUTOMATIC BILL PAYMENT			(1,326.48)
5/11	5/11	Online Transfer	FUNDS TRANSFERRED	CONFIRMATION # 36446310 TO 654-028322			(2,746.64)
5/13	5/18	Check	TOWN SOHO LLC	Check # 1114			(1,607.50)
5/13	5/13	Funds Transferred	WIRED FUNDS SENT	BENE: ROBERT BIDEN ACCT: XXXXX5452			(15,000.00)
5/15	5/15	Funds Transferred	WIRED FUNDS SENT	BENE: BOND NEW YORK PROPERTIES ACCT: XXXXXXXX0850			(12,457.05)
5/18	5/18	Funds Received	WIRED FUNDS RECEIVED	AS PRIVATBANK BURISMA HOLDINGS LIMITED			83,333.33
5/18	5/18	Funds Received	WIRED FUNDS RECEIVED	AS PRIVATBANK BURISMA HOLDINGS LIMITED			83,333.33
5/18	5/18	Other Credits	BANK DEPOSIT PROGRAM		187,380.040		187,380.04
5/18	5/22	Check	MARTIN NEWMAN	Check # 1116			(35.00)
5/18	5/18	Funds Transferred	WIRED FUNDS SENT	BENE: OWASCO PC ACCT: XXXXXX5142			(5,000.00)
5/18	5/18	Other Debits	BANK DEPOSIT PROGRAM		187,380.040		(187,380.04)
5/28	6/4	Bought	JPMORGAN CHASE & CO 6.1%-AA	ACTED AS PRINCIPAL	10,000.000	25.0000	(250,000.00)
5/29	5/29	Interest Income	MORGAN STANLEY BANK N.A. (Period 05/01-05/31)				1.76
5/29	5/29	Interest Income	MORGAN STANLEY PRIVATE BANK NA (Period 05/01-05/31)				0.32
<b>NET CREDITS/(DEBITS)</b>							<b>\$(59,916.45)</b>

Purchase and Sale transactions above may have received an average price execution. Details regarding the actual prices are available upon request.



Account Detail

Active Assets Account  
654-031823-041

RSB, LLC  
C/O DEVON ARCHER

UNSETTLED PURCHASES/SALES ACTIVITY

Transaction Settlement Date	Date	Activity Type	Description	Comments	Quantity	Price	Pending Credits/(Debits)
5/28	6/4	Bought	JPMORGAN CHASE & CO 6.1%-AA	UNSETTLED PURCHASE	10,000.000	\$25.0000	\$(250,000.00)

**NET UNSETTLED PURCHASES/SALES** **\$(250,000.00)**

*This section displays transactions that have not settled during this statement period. The Holdings section includes positions purchased and omits positions sold or sold short as of the trade-date. The unit/share price for unsettled fixed income new issues in the Holdings section may be approximate in advance of active market pricing or pricing from third party pricing services.*

DEBIT CARD & CHECKING ACTIVITY

DEBIT CARD

DEVON ARCHER Card Ending in 9447

Date of Activity	Date Paid	Description	Location/Phone	Expense Category	Credits/(Debits)
4/29	5/1	YANKEE STD M LEGENDS CL	BRONX NY	Restaurants	\$(29.04)
5/1	5/4	TROPIC JUICE BAR & GRI	BROOKLYN NY	Restaurants	(25.59)
5/4	5/5	TROPIC JUICE BAR & GRI	BROOKLYN NY	Restaurants	(13.79)
5/5	5/6	TROPIC JUICE BAR & GRI	BROOKLYN NY	Restaurants	(25.59)
5/6	5/7	FRANKIES SPUNTINO	BROOKLYN NY	Restaurants	(237.07)
5/7	5/8	MICHAEL ACERRA GOLF	PLANDOME NY	Amusement/Entertainment	(37.77)
5/8	5/11	GREENS IRISH PUB	MANHASSET NY	Restaurants	(28.00)

**TOTAL DEBIT CARD - DEVON ARCHER** **THIS PERIOD** **\$(396.85)**

**TOTAL DEBIT CARD** **\$(396.85)**

CHECKS WRITTEN

Date Written	Date Paid	Check Number	Activity Type	Payee	Expense Category	Credits/(Debits)
5/13	5/18	1114	Check	TOWN SOHO LLC		\$(1,607.50)
5/18	5/22	1116	Check	MARTIN NEWMAN		(35.00)

**TOTAL CHECKS WRITTEN** **\$(1,642.50)**

AUTOMATED PAYMENTS

*Bill pay and other electronic activity, which may include checks you wrote that were processed by Automated Clearing House processing.*

Date of Payment	Date Paid	Activity Type	Payee	Credits/(Debits)
5/5	5/5	Automated Payment	J CONDOMINIUM SO 1010888706	\$(906.74)
5/5	5/5	Automated Payment	Maritime Sea Ins Insurance	(482.00)



Account Detail

Active Assets Account  
654-031823-041

RSB, LLC  
C/O DEVON ARCHER

DEBIT CARD & CHECKING ACTIVITY

AUTOMATED PAYMENTS (CONTINUED)

Date of Payment	Date Paid	Activity Type	Payee	Credits/(Debits)
5/9	5/11	Automated Payment	BANK OF THE WEST IC PAYMENT	(1,326.48)
<b>TOTAL AUTOMATED PAYMENTS</b>				<b>\$(2,715.22)</b>

MONEY MARKET FUND (MMF) AND BANK DEPOSIT PROGRAM ACTIVITY

Date	Activity Type	Description	Credits/(Debits)
5/1	Automatic Redemption	BANK DEPOSIT PROGRAM	\$(29.04)
5/4	Automatic Redemption	BANK DEPOSIT PROGRAM	(25.59)
5/5	Automatic Redemption	BANK DEPOSIT PROGRAM	(1,402.53)
5/6	Automatic Redemption	BANK DEPOSIT PROGRAM	(25.59)
5/7	Automatic Investment	BANK DEPOSIT PROGRAM	67,062.93
5/8	Automatic Redemption	BANK DEPOSIT PROGRAM	(599.70)
5/11	Automatic Redemption	BANK DEPOSIT PROGRAM	(7,466.12)
5/14	Automatic Redemption	BANK DEPOSIT PROGRAM	(15,000.00)
5/18	Automatic Investment	BANK DEPOSIT PROGRAM	187,380.04
5/18	Automatic Redemption	BANK DEPOSIT PROGRAM	(187,380.04)
5/18	Automatic Redemption	BANK DEPOSIT PROGRAM	(14,064.55)
5/19	Automatic Investment	BANK DEPOSIT PROGRAM	161,666.66
5/22	Automatic Redemption	BANK DEPOSIT PROGRAM	(35.00)
5/29	Automatic Investment	BANK DEPOSIT PROGRAM	1.76
5/29	Automatic Investment	BANK DEPOSIT PROGRAM	0.32
<b>NET ACTIVITY FOR PERIOD</b>			<b>\$190,083.55</b>

COPIES OF THIS STATEMENT HAVE ALSO BEEN SENT TO:

LOUIS PLUNG AND COMPANY, LLP



## Account Detail

Active Assets Account  
654-031823-041

RSB, LLC  
C/O DEVON ARCHER

## MESSAGES

### Reminder - New Account Number Change Reflected on this Statement

As recently communicated, accounts that were part of the December data incident have had their account numbers changed. This is your first statement reflecting these new account number(s).

Because we are committed to making the transition as seamless as possible for you, we have automatically handled the necessary internal client services on your behalf. However, you may need to share your new account number(s) with third parties.

Please feel free to contact your Financial Advisor, Private Wealth Advisor, or the Client Service Center at 866-479-1841 or +1 (801) 617-9150 (International) if you have any questions.



**CLIENT STATEMENT** | For the Period June 1-30, 2015

**STATEMENT FOR:**  
RSB, LLC  
C/O DEVON ARCHER

**TOTAL VALUE OF YOUR ACCOUNT** (as of 6/30/15)  
*Includes Accrued Interest*

**\$16,632,692.80**

*Morgan Stanley Private Wealth Management, a division of Morgan Stanley Smith Barney LLC.  
Member SIPC.*

**Your Private Wealth Advisor Team**  
WOOL/NILES  
212-893-6507

**Your Branch**  
399 PARK AVE 12TH FL  
NEW YORK, NY 10022  
Telephone: 212-893-6300; Alt. Phone: 800-223-0270; Fax: 212-893-6301

#BWNJGWM

RSB, LLC  
C/O DEVON ARCHER  
152 W 57TH ST  
47TH FL  
NEW YORK NY 10019-3480

**Client Service Center** (24 Hours a Day; 7 Days a Week) : 800-668-8168

**Access Your Account Online:** [www.morganstanley.com/PWM](http://www.morganstanley.com/PWM)

654 - 031823 - 041 - 1 - 0



## Expanded Disclosures

Expanded Disclosures, which apply to all statements Morgan Stanley Smith Barney LLC (we/us) sends to you, are provided with your first statement and thereafter twice a year.

### Questions?

Questions regarding your account may be directed to either your Financial Advisor or the Branch Manager for the branch office where you maintain your account. If you require further assistance, call the Client Service Center at (800) 869-3326 or for account-related concerns contact our Client Advocate at (866) 227-2256 or via U.S. mail at P.O. Box 95002, South Jordan, Utah 84095.

### Errors and Inquiries

It is your responsibility to review your statement promptly and to seek immediate clarification about entries that you do not understand or believe were made in error by contacting the Branch Manager of the office where you maintain your account. Oral communications regarding any inaccuracy or discrepancy in this statement should be re-confirmed in writing to further protect your rights, including rights under the Securities Investor Protection Act (SIPA). Your statement will be deemed correct unless we receive a written inquiry of a suspected error. See your account documentation for special rules regarding your rights and responsibilities with respect to erroneous electronic fund transfers, including a description of the transfers covered.

### Account Valuation

Account values are computed by adding (1) the market value of all priced positions and (2) market values provided by pricing services and/or outside custodians, as applicable for other positions, and by adding any credit or subtracting any debit to your closing Cash, Money Market Funds and/or Deposit balance. Cash, Deposits and Money Market Funds are displayed on a settlement date basis, and other positions are displayed in your account on a trade date basis. The values of fixed income positions in summary displays include accrued interest in the totals. In the "Holdings" section, fixed income market value and accrued interest are also displayed in separate columns. Accrued interest is the interest earned but not yet paid on the bond since its last interest payment. In most cases, it is calculated from the date of the last coupon payment (or "dated date") through the closing date of the statement. Foreign Currency Deposits are reflected in U.S. dollars as of the statement end date. The Annual Percentage Yield (APY) for deposits represents the applicable rate in effect for your deposits at the statement ending date. This APY may be different than the APY that was in effect during the statement period. For current Bank Deposit or Money Market Fund yields, go to [www.morganstanley.com/wealth-investmentstrategies/ratemonitor.html](http://www.morganstanley.com/wealth-investmentstrategies/ratemonitor.html).

### Additional Retirement Account Information

Tax-qualified account contributions are subject to IRS eligibility rules

and regulations. The Contributions information in this statement reflects contributions for a particular account, without reference to any other account. Check with your tax advisor to verify how much you can contribute, if the contribution will be tax deductible, and if other special rules apply (e.g., to conversions/recharacterizations of Traditional to Roth/Roth to Traditional IRAs). Tax reporting is provided for IRA, VIP Basic and 403(b) accounts but not for VIP Plus and RPM accounts. The account value used for your Required Minimum Distribution calculation, if any, is based on the prior December 31st Account Value, including accrued interest. Additionally, for IRAs (1) the "Max. Individual Contributions Allowed (by SSN)" reflects the annual limit on contributions that you can make to Traditional and Roth IRAs under the Internal Revenue Code (this limit applies on a per person basis, not per account; other rules apply to IRAs which are part of employer-sponsored plans); (2) you cannot make an individual contribution to a Traditional IRA for the year in which you reach age 70 1/2 or any later year; and (3) the categorization of any contribution's deductibility is based upon information provided by you. The information included in this statement is not intended to constitute tax, legal or accounting advice. Contact us if any of this information is incorrect.

### Availability of Free Credit Balances and Financial Statements

Under the customer protection rules of the SEC [17 CFR §240.15c3-3], we may use funds comprising free credit balances carried for customer accounts here, provided that these funds are payable to customers on demand (i.e., are free of a lien or right of set-off in our favor or on behalf of some third party to whom you have given control). A financial statement of this organization is available for your personal inspection at its offices, or a copy will be mailed to you upon your written request.

### Gain/(Loss) Information

Gain/(Loss) is provided for informational purposes. It is not a substitute for Internal Revenue Service (IRS) Form 1099 (on which we report cost basis for covered securities) or any other IRS tax form, and should not be used for tax preparation. Unrealized Gain/(Loss) provided on this statement is an estimate. Contact your own independent legal or tax advisor to determine the appropriate use of the Gain/(Loss) information on this statement. For more information, go to [www.morganstanley.com/wealth/disclosures/disclosures.asp](http://www.morganstanley.com/wealth/disclosures/disclosures.asp), or call Client Service Center.

### Tax Reporting

Under Federal Income Tax law, we are required to report gross proceeds of sales (including entering into short sales) on Form 1099-B by February 15 of the year following the calendar year of the transaction for reportable (i.e. non-retirement) accounts. For sales of certain securities acquired on or after January 1, 2011 (or applicable

date for the type of security) we are also required to report cost basis and holding period. Under Internal Revenue Service regulations, if you have not provided us with a certification of either U.S. or foreign status on applicable Form W-9 or W-8, your accounts may be subject to either 28% back-up withholding or 30% nonresident alien withholding on payments made to your accounts.

### Investment Objectives

The following is an explanation of the investment objective alternatives applicable to your account(s): Income - for investors seeking regular income with low to moderate risk to principal; Capital Appreciation - for investors seeking capital appreciation with moderate to high risk to principal; Aggressive Income - for investors seeking higher returns either as growth or as income with greater risk to principal; Speculation - for investors seeking high profits or quick returns with considerable possibility of losing most or all of their investment.

### Listed Options

Information with respect to commissions and other charges related to the execution of options transactions has been included in confirmations of such transactions previously furnished to you and such information will be made available to you promptly at your request. Promptly advise us of any material change in your investment objectives or financial situation.

**Important Information if you are a Margin Customer**(not available for certain retirement accounts)

If you have margin privileges, you may borrow money from us in exchange for pledging assets in your accounts as collateral. The amount you may borrow is based on the value of eligible securities in your margin accounts. If a security has eligible shares the number of shares pledged as collateral is indicated below the position. If you have a margin account, as permitted by law, we may use certain securities in your account for, among other things, settling short sales or lending the securities for short sales, for which we may receive compensation.

### Margin Interest Charges

We calculate interest charges on margin loans as follows: (1) multiply the applicable margin interest rate by the daily close of business net settled debit balance, and (2) divide by 360 (days). Margin interest accrues daily throughout the month and is added to your debit balance at month-end. The month-end interest charge is the sum of the daily accrued interest calculations for the month. We add the accrued interest to your debit balance and start a new calculation each time the applicable interest rate changes and at the close of every statement month. For current margin loan interest rates, go to [www.morganstanley.com/online/MIRates](http://www.morganstanley.com/online/MIRates).

### Information regarding Special Memorandum Account

If you have a Margin Account, this is a combined statement of your

CONTINUED



## Expanded Disclosures (CONTINUED)

Margin Account and Special Memorandum Account maintained for you under Section 220.5 of Regulation T issued by the Board of Governors of the Federal Reserve System. The permanent record of the Special Memorandum Account as required by Regulation T is available for your inspection at your request.

**Money Market Fund (MMF) Pricing**

An investment in a MMF is neither insured nor guaranteed by the Federal Deposit Insurance Corporation (FDIC) or any other government agency. Although MMFs seek to preserve the value of your investment at \$1.00 per share, there can be no assurance that will occur and it is possible to lose money should the fund value per share fall. In some circumstances MMFs may cease operations when the value of a fund drops below \$1.00 per share. In that event, the fund's holdings would be liquidated and distributed to the fund's shareholders. This process could take up to one month or more. During that time, these funds would not be available to you to support purchases, withdrawals, and if applicable, check writing or ATM debits from your account.

**Notice Regarding Global Investment Manager Analysis**

Morgan Stanley's Global Investment Manager Analysis team conducts analysis on various mutual funds and exchange-traded funds for clients holding those funds in certain investment advisory programs. If you have invested in any of these funds in another type of account, such as a brokerage account, you will not receive the same materials and status updates on the funds as we provide to investment advisory clients (including instructions on selling fund shares).

**Pricing of Securities**

The prices of securities are derived from various sources, and do not necessarily represent the prices at which those securities could have been bought or sold. Although we attempt to use reliable sources of information, we can offer no assurance as to their accuracy. Prices of securities not actively traded may not be available, and are indicated by N/A (not available). For additional information on how we price securities, go to

[www.morganstanley.com/wealth/disclosures/disclosures.asp](http://www.morganstanley.com/wealth/disclosures/disclosures.asp).

**Important Information About Auction Rate Securities**

For certain Auction Rate Securities there is no or limited liquidity. Therefore, the price(s) for any Auction Rate Securities shown may not reflect the price(s) you would receive upon a sale at auction or in a secondary market transaction, and is not an indication of any offer to purchase at such price. There can be no assurance that a successful auction will occur or that a secondary market exists or will develop for a particular security. The prices of any Auction Rate Securities in most cases reflect par value, but may be derived from various sources. These prices may differ from: prices provided to us or our affiliates by outside pricing services; our affiliates' own internal bookkeeping valuations;

prices of transactions executed in any secondary market that exists or may develop; and/or the prices at which issuer repurchases or redemptions may occur.

**Special Considerations Regarding Structured Investments**

Structured Investments are complex products and may be subject to special risks, which may include, but are not limited to: loss of initial investment; issuer credit risk and price volatility resulting from any actual or anticipated changes to issuer's and/or guarantor's credit ratings or credit spreads; limited or no appreciation and limits on participation in any appreciation of underlying asset(s); risks associated with the underlying reference asset(s); no periodic payments; call prior to maturity; early redemption fees for market linked deposits; lower interest rates and/or yield compared to conventional debt with comparable maturity; unique tax implications; limited or no secondary market; and conflicts of interest due to affiliation, compensation or other factors which could adversely affect market value or payout to investors. Investors also should consider the concentration risk of owning the related security and their total exposure to any underlying asset. Structured Investments may not perform in a manner consistent with the statement product category where they appear and therefore may not satisfy portfolio asset allocation needs for that category. Accrued interest, estimated annual income and current yield for Structured Investments with a contingent income feature, including Range Accrual Notes and Contingent Income Notes, assume optimal performance of the underlying asset(s) and payment in full of all contingent interest. However, contingent interest is only paid if the specified accrual conditions are met during the relevant observation period. Actual accrued interest, annual income and yield will be dependent upon the performance of the underlying asset(s) and may be significantly lower than the estimates shown. For more information about the risks specific to your Structured Investments, you should contact your Financial Advisor.

**Security Measures**

This statement features several embedded security elements to safeguard its authenticity. One is a unique security mark--a blue rectangle printed in heat-sensitive ink on the back of every page. When exposed to warmth, the blue rectangle will disappear, and then reappear.

**SIPC Protection**

We are a member of Securities Investor Protection Corporation (SIPC), which protects securities of its customers up to \$500,000 (including \$250,000 for claims for cash). An explanatory brochure is available upon request or at [www.sipc.org](http://www.sipc.org). Losses due to market fluctuation are not protected by SIPC and assets not held with us may not be covered by SIPC protection. To obtain information about SIPC, including an

explanatory SIPC brochure, contact SIPC at 1-202-371-8300 or visit [www.sipc.org](http://www.sipc.org).

**Certain Assets Not Held at Morgan Stanley Smith Barney LLC**

You may purchase certain assets through us that may be held at another financial institution. Assets not held with us may not be covered by SIPC protection. We may include information about certain of these assets on this statement solely as a service to you and are not responsible for any information provided by external sources. Generally, any financial institution that holds securities is responsible for year-end reporting (1099s) and separate periodic statements, which may vary from our information due to different tax reporting periods. In the case of networked mutual funds, we perform all year-end tax reporting. Under certain circumstances, such as IRA accounts, we perform all tax reporting.

**Total Income**

Total income, as used in the income summaries, represents dividends and/or interest on securities we receive on your behalf and credit to your account(s) during the calendar year. We report dividend distributions and taxable bond interest credited to your account to the Internal Revenue Service. The totals we report may differ from those indicated as "This Year" figures on the last statement for the calendar year. In the case of Real Estate Investment Trusts (REITs), Master Limited Partnerships, Regulated Investment Companies and Unit Investment Trusts, some sponsors may reclassify the distribution to a different tax type for year-end reporting.

**Transaction Dates and Conditions**

Transactions display trade date and settlement date. Transactions are included on this statement on trade date basis (excluding BDP and MMFs). Trades that have not settled as of statement month end will also be displayed in the "Unsettled Purchases/Sales Activity" section. Upon written request, we will give you the date and time of a transaction and the name of the other party to a transaction. We and/or our affiliates may accept benefits that constitute payment for order flow. Details regarding these benefits and the source and amount of any other remuneration received or to be received by us in connection with any transaction will be furnished upon written request.

**Tax and Legal Disclosure**

Morgan Stanley does not provide legal or tax advice. Please consult your own tax advisor.

Revised 03/2015



Account Summary

Active Assets Account  
654-031823-041

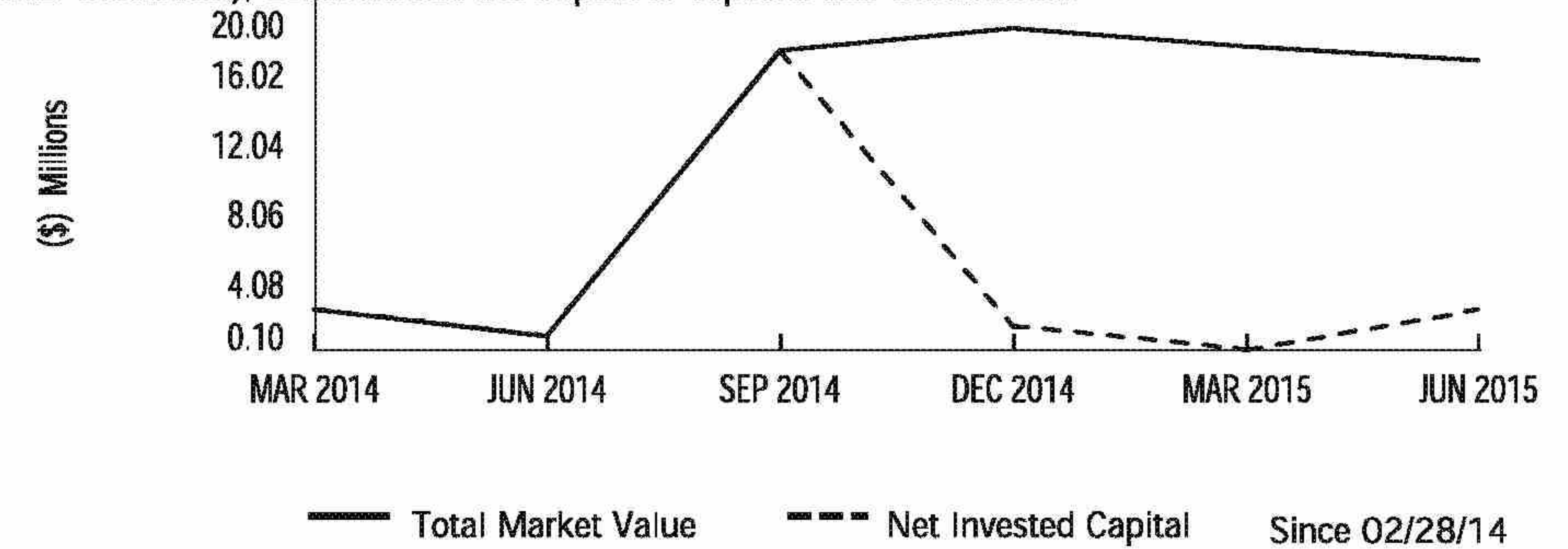
RSB, LLC  
C/O DEVON ARCHER

CHANGE IN VALUE OF YOUR ACCOUNTS (includes accrued interest)

	This Period (6/1/15-6/30/15)	This Year (1/1/15-6/30/15)
<b>TOTAL BEGINNING VALUE</b>	<b>\$334,949.23</b>	<b>\$18,436,429.61</b>
Credits	230,335.13	5,191,302.67
Debits	(218,192.85)	(5,287,305.51)
Security Transfers	19,425,101.81	1,576,302.81
Accrued Interest On Security Transfers	—	(519,225.00)
<b>Net Credits/Debits/Transfers</b>	<b>\$19,437,244.09</b>	<b>\$961,074.97</b>
<b>Change in Value</b>	<b>(3,139,500.52)</b>	<b>(2,764,811.78)</b>
<b>TOTAL ENDING VALUE</b>	<b>\$16,632,692.80</b>	<b>\$16,632,692.80</b>

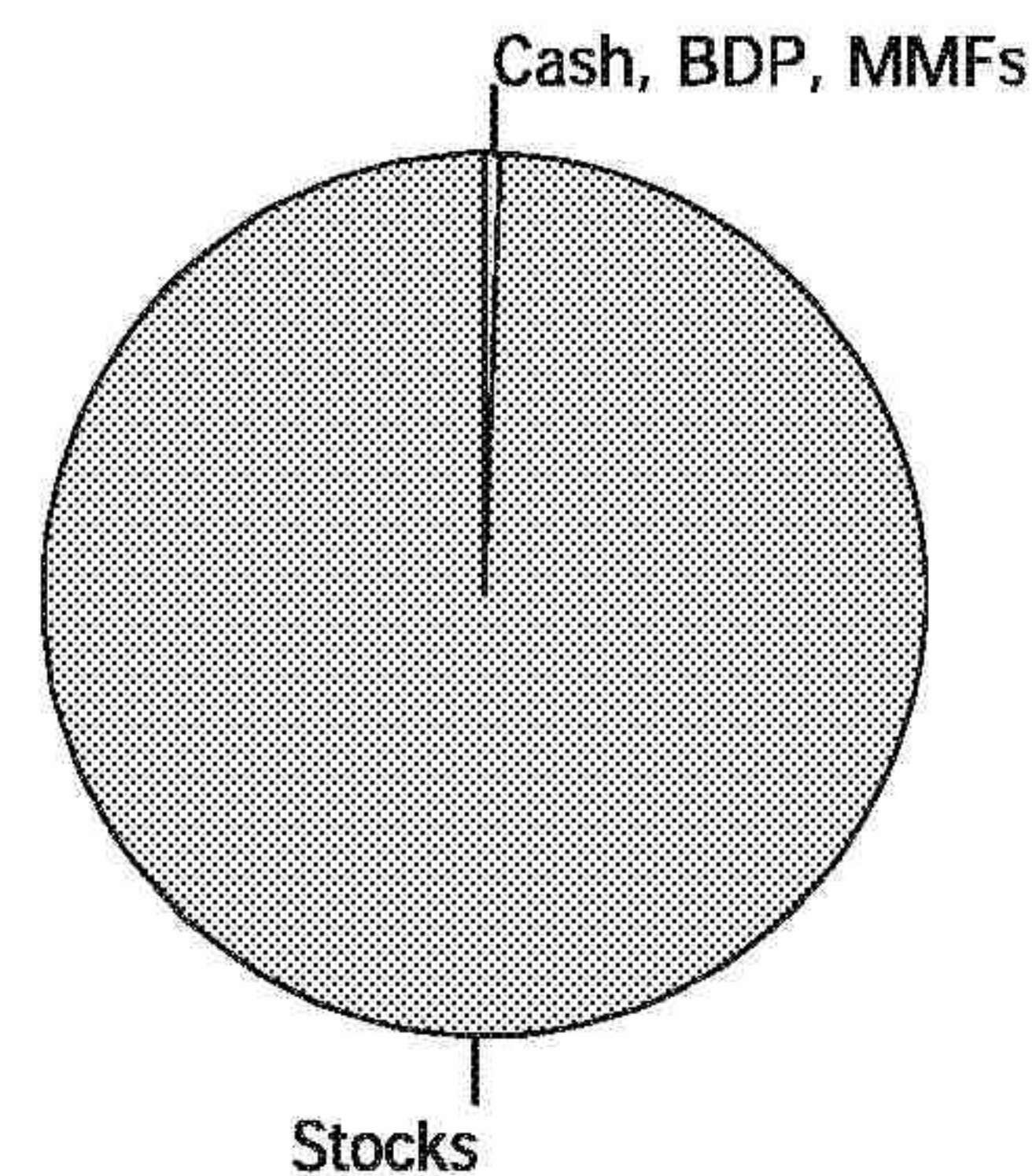
CHANGE IN VALUE OVER TIME

The display of market value (total account value) and net invested capital (total amount invested minus total withdrawn), demonstrates the impact of deposits and withdrawals.



This graph does not reflect corrections to Net Invested Capital or Market Value made subsequent to the dates depicted. It may exclude transactions in Annuities or positions where we are not the custodian, which could delay the reporting of Market Value or affect the Net Invested Capital.

ALLOCATION OF HOLDINGS



	Market Value	Percentage %
Cash, BDP, MMFs*	\$97,093.33	0.6
Stocks	16,535,599.47	99.4
<b>TOTAL VALUE</b>	<b>\$16,632,692.80</b>	<b>100.0%</b>

This allocation represents holdings on a trade date basis, and projected settled Cash/BDP and MMF balances. These classifications are not intended to serve as a suitability analysis. \* FDIC rules apply and Bank Deposits are eligible for FDIC insurance but are not covered by SIPC. Cash and securities (including MMFs) are eligible for SIPC coverage. See Expanded Disclosures.



Account Summary

Active Assets Account RSB, LLC  
654-031823-041 C/O DEVON ARCHER

BALANCE SHEET (^ includes accrued interest)

	Last Period (as of 5/31/15)	This Period (as of 6/30/15)
Cash, BDP, MMFs	\$334,949.23	\$97,093.33
Stocks	250,000.00	16,535,599.47
Net Unsettled Purchases/Sales	(250,000.00)	—
<b>Total Assets</b>	<b>\$334,949.23</b>	<b>\$16,632,692.80</b>
<b>Total Liabilities</b> (outstanding balance)	—	—
<b>TOTAL VALUE</b>	<b>\$334,949.23</b>	<b>\$16,632,692.80</b>

CASH FLOW

	This Period (6/1/15-6/30/15)	This Year (1/1/15-6/30/15)
<b>OPENING CASH, BDP, MMFs</b>	<b>\$334,949.23</b>	<b>\$460,642.76</b>
Purchases	—	(942,761.13)
Sales and Redemptions	—	675,189.23
Prior Net Unsettled Purch/Sales	(250,000.00)	N/A
Income and Distributions	1.82	25.31
<b>Total Investment Related Activity</b>	<b>\$(249,998.18)</b>	<b>\$(267,546.59)</b>
Electronic Transfers-Credits	230,335.13	5,003,922.63
Electronic Transfers-Debits	(117,805.54)	(4,510,895.27)
Other Credits	—	187,380.04
Other Debits	—	(187,380.04)
<b>Total Cash Related Activity</b>	<b>\$112,529.59</b>	<b>\$493,027.36</b>
Debit Card	—	(697.23)
Checks Written	(11,736.18)	(298,124.51)
Automated Payments	(88,651.13)	(290,208.46)
<b>Total Card/Check Activity</b>	<b>\$(100,387.31)</b>	<b>\$(589,030.20)</b>
<b>CLOSING CASH, BDP, MMFs</b>	<b>\$97,093.33</b>	<b>\$97,093.33</b>

INCOME AND DISTRIBUTION SUMMARY

	This Period (6/1/15-6/30/15)	This Year (1/1/15-6/30/15)
Interest	\$1.82	\$25.31
<b>Total Taxable Income And Distributions</b>	<b>\$1.82</b>	<b>\$25.31</b>
<b>Total Tax-Exempt Income</b>	—	—
<b>TOTAL INCOME AND DISTRIBUTIONS</b>	<b>\$1.82</b>	<b>\$25.31</b>

Taxable and tax exempt income classifications are based on the characteristics of the underlying securities and not the taxable status of the account.

GAIN/(LOSS) SUMMARY

	Realized This Period (6/1/15-6/30/15)	Realized This Year (1/1/15-6/30/15)	Unrealized Inception to Date (as of 6/30/15)
Short-Term Gain	—	\$4,231.79	—
Short-Term (Loss)	—	(13,136.62)	—
<b>Total Short-Term</b>	—	<b>\$(8,904.83)</b>	—

The Gain/(Loss) Summary, which may change due to basis adjustments, is provided for informational purposes and should not be used for tax preparation. Refer to Gain/(Loss) in the Expanded Disclosures.



Account Detail

Active Assets Account  
654-031823-041

RSB, LLC  
C/O DEVON ARCHER

Investment Objectives†: Capital Appreciation, Aggressive Income

Brokerage Account

† Inform us if your investment objectives, as defined in the Expanded Disclosures, change.

HOLDINGS

This section reflects positions purchased/sold on a trade date basis. "Market Value" and "Unrealized Gain/(Loss)" may not reflect the value that could be obtained in the market. Fixed Income securities are sorted by maturity or pre-refunding date, and alphabetically within date. Estimated Annual Income a) is calculated on a pre-tax basis, b) does not include any reduction for applicable non-US withholding taxes, c) may include return of principal or capital gains which could overstate such estimates, and d) for securities that have a defined maturity date within the next 12 months, is reflected only through maturity date. Actual income or yield may be lower or higher than the estimates. Current yield reflects the income generated by an investment, and does not reflect changes in its price. Structured products, identified in the Security Description column, appear in various statement product categories. When displayed, accrued interest, annual income and current yield for structured products with a contingent income feature (such as Range Accrual Notes or contingent Income Notes) are estimates and assume specified accrual conditions are met during the relevant period and payment in full of all contingent interest. For Floating Rate Securities, the accrued interest, annual income and current yield are estimates based on the current floating coupon rate and may not reflect historic rates within the accrual period.

CASH, BANK DEPOSIT PROGRAM AND MONEY MARKET FUNDS

Cash, Bank Deposit Program, and Money Market Funds are generally displayed on a settlement date basis. You have the right to instruct us to liquidate your bank deposit balance(s) or shares of any money market fund balance(s) at any time and have the proceeds of such liquidation remitted to you. Estimated Annual Income, Accrued Interest, and APY% will only be displayed for fully settled positions.

Description	Market Value	7-Day Current Yield %	Est Ann Income	APY %
MORGAN STANLEY BANK N.A. #	\$97,093.26	—	\$19.00	0.020
MORGAN STANLEY PRIVATE BANK NA #	0.07	—	—	0.020
<b>BANK DEPOSITS</b>	<b>\$97,093.33</b>		<b>\$19.00</b>	

	Percentage of Assets	Market Value	Est Ann Income Accrued Interest
<b>CASH, BDP, AND MMFs</b>	<b>0.6%</b>	<b>\$97,093.33</b>	<b>\$19.00 \$0.00</b>

# Bank Deposits are held at either: (1) Morgan Stanley Bank, N.A., and/or Morgan Stanley Private Bank, National Association, affiliates of Morgan Stanley Smith Barney LLC, or (2) Citibank, N.A., each a national bank and FDIC member.

STOCKS

COMMON STOCKS

Security Description	Trade Date	Quantity	Unit Cost	Share Price	Total Cost	Market Value	Unrealized Gain/(Loss)	Est Ann Income	Current Yield %
CODE REBEL CORP COM RST <i>In Safekeeping: 510,831.000</i>	—	510,831.000	—	\$32.370	Please Provide	\$16,535,599.47	N/A	—	—



Account Detail

Active Assets Account  
654-031823-041

RSB, LLC  
C/O DEVON ARCHER

	Percentage of Assets	Total Cost	Market Value	Unrealized Gain/(Loss)	Est Ann Income Accrued Interest	Current Yield %
<b>STOCKS</b>	<b>99.4%</b>	<b>\$0.00</b>	<b>\$16,535,599.47</b>	<b>\$0.00 ST</b>	<b>\$0.00</b>	<b>—</b>
					<b>\$0.00</b>	
<b>TOTAL MARKET VALUE</b>		<b>\$0.00</b>	<b>\$16,632,692.80</b>	<b>\$0.00 ST</b>	<b>\$19.00</b>	<b>—</b>
					<b>\$0.00</b>	
<b>TOTAL VALUE (includes accrued interest)</b>	<b>100.0%</b>		<b>\$16,632,692.80</b>			

Unrealized Gain/(Loss) totals only reflect positions that have cost basis and/or market value information available. Cash, MMF, Deposits and positions stating 'Please Provide' are not included.

ACTIVITY

CASH FLOW ACTIVITY BY DATE

Transaction Settlement		Activity Type	Description	Comments	Quantity	Price	Credits/(Debits)
5/28	6/4	Cancel Buy	JPMORGAN CHASE & CO 6.1%-AA	ACTED AS PRINCIPAL	10,000.000	\$25.0000	\$250,000.00
5/28	6/4	Bought	JPMORGAN CHASE & CO 6.1%-AA	ACTED AS PRINCIPAL	10,000.000	25.0000	(250,000.00)
6/1	6/1	Automated Payment	BANK OF AMERICA ONLINE PMT	AUTOMATIC BILL PAYMENT			(3,000.00)
6/4	6/4	Automated Payment	AMEX EPayment ACH PMT	AUTOMATIC BILL PAYMENT			(37,336.93)
6/4	6/4	Automated Payment	AMEX EPayment ACH PMT	AUTOMATIC BILL PAYMENT			(1,437.88)
6/4	6/4	Cash Transfer	FUNDS TRANSFERRED	CONFIRMATION # 37384357 TO 654-028322			(100.00)
6/5	6/5	Automated Payment	J CONDOMINIUM SO 1010888706	AUTOMATIC BILL PAYMENT			(906.74)
6/8	6/8	Cash Transfer	FUNDS TRANSFERRED	CONFIRMATION # 37464968 FROM 654-031879			60,000.00
6/8	6/8	Funds Transferred	WIRED FUNDS SENT	BENE: ROSEMONT PROPERTY MANAGE ACCT: XXXX5149			(20,000.00)
6/8	6/8	Funds Transferred	WIRED FUNDS SENT	BENE: ROBERT BIDEN ACCT: XXXXX5452			(15,000.00)
6/9	6/9	Funds Received	WIRED FUNDS RECEIVED	AS PRIVATBANK BURISMA HOLDINGS LIMITED			3,668.47
6/9	6/9	Automated Payment	BANK OF THE WEST IC PAYMENT	AUTOMATIC BILL PAYMENT			(1,326.48)
6/10	6/10	Funds Transferred	WIRED FUNDS SENT	BENE: MCG AUTOMOTIVE LLC ACCT: XXXXXX0802			(1,400.00)
6/15	6/15	Cash Transfer	FUNDS TRANSFERRED	CONFIRMATION # 37683979 TO 654-028322			(100.00)



Account Detail

Active Assets Account  
654-031823-041

RSB, LLC  
C/O DEVON ARCHER

CASH FLOW ACTIVITY BY DATE (CONTINUED)

Transaction Settlement							
Date	Date	Activity Type	Description	Comments	Quantity	Price	Credits/(Debits)
6/15	6/15	Funds Transferred	WIRED FUNDS SENT	BENE: FIRST CLEARING LLC ACCT: XXXXXX3377			(3,668.47)
6/17	6/19	Check	MARK AMMIRATI	Check # 1146			(5,868.09)
6/18	6/18	Funds Received	WIRED FUNDS RECEIVED	AS PRIVATBANK BURISMA HOLDINGS LIMITED			83,333.33
6/19	6/19	Funds Received	WIRED FUNDS RECEIVED	AS PRIVATBANK BURISMA HOLDINGS LIMITED			83,333.33
6/19	6/24	Check	MARK AMMIRATI	Check # 1145			(5,868.09)
6/23	6/23	Funds Transferred	WIRED FUNDS SENT	BENE: ROBERT BIDEN ACCT: XXXXX5452			(15,000.00)
6/24	6/24	Funds Transferred	WIRED FUNDS SENT	BENE: CALIBER HOME LOANS ACCT: XXXXXX3793			(30,753.01)
6/26	6/26	Funds Transferred	WIRED FUNDS SENT	BENE: TE SYSTEMS INC. ACCT: XXXXXX0114			(9,284.06)
6/29	6/29	Funds Transferred	WIRED FUNDS SENT	BENE: RONTEKS EXPORT LP ACCT: XXXXXXXXXXXXXXXXXXXX6851			(22,500.00)
6/30	6/30	Interest Income	MORGAN STANLEY BANK N.A. (Period 06/01-06/30)				1.75
6/30	6/30	Interest Income	MORGAN STANLEY PRIVATE BANK NA (Period 06/01-06/30)				0.07
6/30	6/30	Automated Payment	AMEX EPayment ACH PMT	AUTOMATIC BILL PAYMENT			(41,605.10)
6/30	6/30	Automated Payment	BANK OF AMERICA ONLINE PMT	AUTOMATIC BILL PAYMENT			(3,000.00)
6/30	6/30	Automated Payment	AMEX EPayment ACH PMT	AUTOMATIC BILL PAYMENT			(38.00)
<b>NET CREDITS/(DEBITS)</b>							<b>\$12,144.10</b>

Purchase and Sale transactions above may have received an average price execution. Details regarding the actual prices are available upon request.

DEBIT CARD & CHECKING ACTIVITY

CHECKS WRITTEN

Date Written	Date Paid	Check Number	Activity Type	Payee	Expense Category	Credits/(Debits)
6/19	6/24	1145	Check	MARK AMMIRATI		\$(5,868.09)
6/17	6/19	1146	Check	MARK AMMIRATI		(5,868.09)
<b>TOTAL CHECKS WRITTEN</b>						<b>\$(11,736.18)</b>



Account Detail

Active Assets Account  
654-031823-041

RSB, LLC  
C/O DEVON ARCHER

DEBIT CARD & CHECKING ACTIVITY

AUTOMATED PAYMENTS

Bill pay and other electronic activity, which may include checks you wrote that were processed by Automated Clearing House processing.

Date of Payment	Date Paid	Activity Type	Payee	Credits/(Debits)
6/1	6/1	Automated Payment	BANK OF AMERICA ONLINE PMT	\$(3,000.00)
6/4	6/4	Automated Payment	AMEX EPayment ACH PMT	(37,336.93)
6/4	6/4	Automated Payment	AMEX EPayment ACH PMT	(1,437.88)
6/5	6/5	Automated Payment	J CONDOMINIUM SO 1010888706	(906.74)
6/9	6/9	Automated Payment	BANK OF THE WEST IC PAYMENT	(1,326.48)
6/30	6/30	Automated Payment	AMEX EPayment ACH PMT	(41,605.10)
6/30	6/30	Automated Payment	BANK OF AMERICA ONLINE PMT	(3,000.00)
6/30	6/30	Automated Payment	AMEX EPayment ACH PMT	(38.00)
<b>TOTAL AUTOMATED PAYMENTS</b>				<b>\$(88,651.13)</b>

MONEY MARKET FUND (MMF) AND BANK DEPOSIT PROGRAM ACTIVITY

Date	Activity Type	Description	Credits/(Debits)
6/1	Automatic Redemption	BANK DEPOSIT PROGRAM	\$(3,000.00)
6/4	Automatic Redemption	BANK DEPOSIT PROGRAM	(288,774.81)
6/5	Automatic Redemption	BANK DEPOSIT PROGRAM	(1,006.74)
6/9	Automatic Investment	BANK DEPOSIT PROGRAM	23,673.52
6/10	Automatic Investment	BANK DEPOSIT PROGRAM	3,668.47
6/11	Automatic Redemption	BANK DEPOSIT PROGRAM	(1,400.00)
6/16	Automatic Redemption	BANK DEPOSIT PROGRAM	(3,768.47)
6/19	Automatic Investment	BANK DEPOSIT PROGRAM	160,798.57
6/24	Automatic Redemption	BANK DEPOSIT PROGRAM	(20,868.09)
6/25	Automatic Redemption	BANK DEPOSIT PROGRAM	(30,753.01)
6/29	Automatic Redemption	BANK DEPOSIT PROGRAM	(9,284.06)
6/30	Automatic Investment	BANK DEPOSIT PROGRAM	1.75
6/30	Automatic Investment	BANK DEPOSIT PROGRAM	0.07
6/30	Automatic Redemption	BANK DEPOSIT PROGRAM	(67,143.10)
<b>NET ACTIVITY FOR PERIOD</b>			<b>\$(237,855.90)</b>



## Account Detail

Active Assets Account  
654-031823-041RSB, LLC  
C/O DEVON ARCHER

## TRANSFERS, CORPORATE ACTIONS AND ADDITIONAL ACTIVITY

## SECURITY TRANSFERS

Date	Activity Type	Security (Symbol)	Comments	Quantity	Accrued Interest	Amount
6/10	Transfer into Account	CODE REBEL CORP COM RST		510,831.000		\$19,672,101.81
6/25	Transfer out of Account	JPMORGAN CHASE & CO 6.1%-AA	PER VERBAL INSTRUCTIONS TO 654-031879-000 AO 06/25/15	10,000.000		(247,000.00)
<b>TOTAL SECURITY TRANSFERS</b>						<b>\$19,425,101.81</b>

## COPIES OF THIS STATEMENT HAVE ALSO BEEN SENT TO:

LOUIS PLUNG AND COMPANY, LLP

## MESSAGES

**Sign up for eDelivery of your Statements Today**

Would you like to receive your Statements and other documents faster, more securely and with the added benefit of reducing paper mail? Simply visit [www.morganstanley.com/edelivery](http://www.morganstanley.com/edelivery) to set your eDelivery preferences today. Please note, if you have not already, you will first need to register for Morgan Stanley Online, to make your eDelivery selections.

**Bank Deposit Program Fee Changes**

Effective July 1, 2015, the calculation of the fee that Morgan Stanley Bank, N.A. and Morgan Stanley Private Bank, National Association (together, "the Morgan Stanley Banks") pay Morgan Stanley Smith Barney LLC ("Morgan Stanley") for the services it performs as part of the Bank Deposit Program ("BDP") will change. Previously this fee was equal to a percentage of the average daily deposit balances held in BDP at Morgan Stanley. Beginning July 1, 2015, the Morgan Stanley Banks will pay Morgan Stanley an annual account-based flat fee.

For additional information on BDP, including complete details on how the Morgan Stanley Banks pay Morgan Stanley, please review the Bank Deposit Program Disclosure Statement at [http://www.morganstanley.com/wealth-investmentstrategies/pdf/BDP\\_disclosure.pdf](http://www.morganstanley.com/wealth-investmentstrategies/pdf/BDP_disclosure.pdf).

If you have any questions, please do not hesitate to contact your Financial Advisor or Private Wealth Advisor.

Morgan Stanley Smith Barney LLC ("Morgan Stanley") is a registered Broker/Dealer and not a bank. Where appropriate, Morgan Stanley has entered into arrangements with banks and other third parties to assist in offering certain banking related products and services. Investment services are offered through Morgan Stanley.

Unless specifically disclosed in writing, investment, insurance and annuity products offered through Morgan Stanley are not insured by the FDIC, are not deposits or other obligations of, or guaranteed by, a bank and involve investment risks, including possible loss of principal amount invested.

**Important Information about Free Credit Balances and Sweep Programs**

Recently the SEC amended rules regarding the treatment of free credit balances and sweep programs for money market funds and bank deposits. In accordance with these rule amendments, Morgan Stanley may, after providing you with 30 day notice: (A) make changes to the terms and conditions of our sweep program; (B) make changes to the terms and conditions of a product currently available through our sweep program; (C) change, add or delete products available through our sweep program; or (D) change your investment through the sweep program from one product to another.

Please contact your Financial Advisor or Private Wealth Advisor if you have any questions.



**CLIENT STATEMENT** | For the Period July 1-31, 2015

**STATEMENT FOR:**  
RSB, LLC  
C/O DEVON ARCHER

**TOTAL VALUE OF YOUR ACCOUNT** (as of 7/31/15)  
*Includes Accrued Interest*

**\$3,616,716.54**

*Morgan Stanley Private Wealth Management, a division of Morgan Stanley Smith Barney LLC.  
Member SIPC.*

**Your Private Wealth Advisor Team**  
WOOL/NILES  
212-893-6507

**Your Branch**  
399 PARK AVE 12TH FL  
NEW YORK, NY 10022  
Telephone: 212-893-6300; Alt. Phone: 800-223-0270; Fax: 212-893-6301

#BWNJGWM

RSB, LLC  
C/O DEVON ARCHER  
152 W 57TH ST  
47TH FL  
NEW YORK NY 10019-3480

**Client Service Center** (24 Hours a Day; 7 Days a Week) : 800-668-8168

**Access Your Account Online:** [www.morganstanley.com/PWM](http://www.morganstanley.com/PWM)

654 - 031823 - 041 - 1 - 0



## Standard Disclosures

The following Disclosures are applicable to the enclosed statement(s). Expanded Disclosures are attached to your most recent June and December statement (or your first Statement if you have not received a statement for those months). The Expanded Disclosures are also available by selecting Account Documents when you log on to [www.morganstanley.com/online](http://www.morganstanley.com/online) or, call 800-869-3326.

### Questions?

Questions regarding your account may be directed to your Financial Advisor or the Branch Manager for the branch office where you maintain your account. If you require further assistance, call Client Service Center at (800) 869-3326 or for account-related concerns call our Client Advocate at (866) 227-2256.

### Errors and Inquiries

It is your responsibility to review your statement promptly and to seek immediate clarification about entries that you do not understand or believe were made in error by contacting the Branch Manager of the office where you maintain your account. Oral communications regarding any inaccuracy or discrepancy in this statement should be re-confirmed in writing to further protect your rights, including rights under the Securities Investor Protection Act (SIPA). Your statement will be deemed correct unless we receive a written inquiry of a suspected error. See your account documentation for special rules regarding your rights and responsibilities with respect to erroneous electronic fund transfers, including a description of the transfers covered.

### Availability of Free Credit Balances and Financial Statements

Under the customer protection rules of the SEC [17 CFR §240.15c3-3], we may use funds comprising free credit balances carried for customer accounts here, provided that these funds are payable to customers on demand (i.e., are free of a lien or right of set-off in our favor or on behalf of some third party to whom you have given control). A financial statement of this organization is available for your personal inspection at its offices, or a copy will be mailed to you upon your written request.

### Listed Options

Information with respect to commissions and other charges related to the execution of options transactions has been included in confirmations of such transactions previously furnished to you and such information will be made available to you promptly at your request. Promptly advise us of any material change in your investment objectives or financial situation.

**Important Information if you are a Margin Customer**(not available for certain retirement accounts)

If you have margin privileges, you may borrow money from us in exchange for pledging assets in your accounts as collateral for any outstanding margin loan. The amount you may borrow is based on the

value of the eligible securities in your margin accounts. If a security has eligible shares, the number of shares pledged as collateral will be indicated below the position.

### Margin Interest Charges

We calculate interest charges on margin loans as follows: (1) multiply the applicable margin interest rate by the daily close of business net settled debit balance, and (2) divide by 360 (days). Margin interest accrues daily throughout the month and is added to your debit balance at month-end. The month-end interest charge is the sum of the daily accrued interest calculations for the month. We add the accrued interest to your debit balance and start a new calculation each time the applicable interest rate changes and at the close of every statement month. For current margin loan interest rates, go to [www.morganstanley.com/online/MIRates](http://www.morganstanley.com/online/MIRates).

### Information regarding Special Memorandum Account

If you have a Margin Account, this is a combined statement of your Margin Account and Special Memorandum Account maintained for you under Section 220.5 of Regulation T issued by the Board of Governors of the Federal Reserve System. The permanent record of the Special Memorandum Account as required by Regulation T is available for your inspection at your request.

### Important Information About Auction Rate Securities

Due to market conditions, certain Auction Rate Securities experience no or limited liquidity. Therefore, the price(s) for any Auction Rate Securities shown on this statement may not reflect the price(s) you would receive upon a sale at auction or in a secondary market transaction, and are not an indication of any offer to purchase at such price.

### Structured Products

Structured Products are complex products and may be subject to special risks. Investors should consider the concentration risk of owning the related security and their total exposure to any underlying asset. Structured Products may not perform in a manner consistent with the statement product category in which they appear and therefore may not satisfy portfolio asset allocation needs for that category.

### Security Measures

This statement features several embedded security elements to safeguard its authenticity. One is a unique security mark—a blue rectangle printed in heat-sensitive ink on the back of every page. When exposed to warmth, the blue rectangle will disappear, and then reappear.

### SIPC Protection

We are a member of Securities Investor Protection Corporation (SIPC), which protects securities of its customers up to \$500,000 (including \$250,000 for claims for cash). An explanatory brochure is available

upon request or at [www.sipc.org](http://www.sipc.org). Losses due to market fluctuation are not protected by SIPC and assets not held with us may not be covered by SIPC protection. To obtain information about SIPC, including an explanatory SIPC brochure, contact SIPC at 1-202-371-8300 or visit [www.sipc.org](http://www.sipc.org).

### Transaction Dates and Conditions

Upon written request, we will furnish the date and time of a transaction and the name of the other party to a transaction. We and/or our affiliates may accept benefits that constitute payment for order flow. Details regarding these benefits and the source and amount of any other remuneration received or to be received by us in connection with any transaction will be furnished upon written request.

### Equity Research Ratings Definitions and Global Investment Manager Analysis Status

Some equity securities may have research ratings from Morgan Stanley & Co. LLC or Standard & Poor's. Research ratings are the research providers' opinions and not representations or guarantees of performance. For more information about each research provider's rating system, see the Research Ratings on your most recent June or December statement (or your first statement if you have not received a statement for those months), go to [www.morganstanley.com/online](http://www.morganstanley.com/online) or refer to the research provider's research report. Research reports contain more complete information concerning the analyst's views and you should read the entire research report and not infer its contents from the rating alone. If your account contains an advisory component or is an advisory account, a GIMA status will apply.

**Credit Ratings from Moody's Investors Service and Standard & Poor's**  
The credit rating from Moody's Investors Service and Standard & Poor's may be shown for certain securities. All credit ratings represent the opinions of the provider and are not representations or guarantees of performance. Your Financial Advisor will be pleased to provide you with further information or assistance in interpreting these credit ratings.

Revised 01/2015



Account Summary

Active Assets Account  
654-031823-041

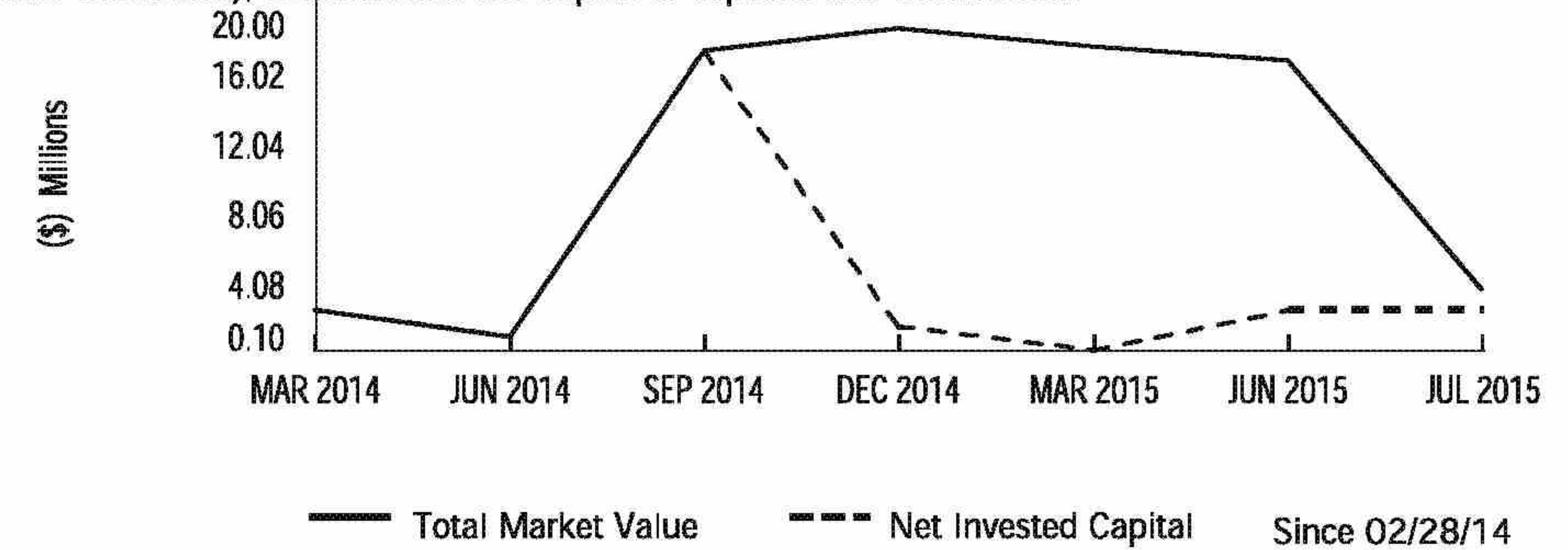
RSB, LLC  
C/O DEVON ARCHER

CHANGE IN VALUE OF YOUR ACCOUNTS (includes accrued interest)

	This Period (7/1/15-7/31/15)	This Year (1/1/15-7/31/15)
<b>TOTAL BEGINNING VALUE</b>	<b>\$16,632,692.80</b>	<b>\$18,436,429.61</b>
Credits	369,541.19	5,560,843.86
Debits	(395,086.24)	(5,682,391.75)
Security Transfers	—	1,576,302.81
Accrued Interest On Security Transfers	—	(519,225.00)
<b>Net Credits/Debits/Transfers</b>	<b>\$(25,545.05)</b>	<b>\$935,529.92</b>
<b>Change in Value</b>	<b>(12,990,431.21)</b>	<b>(15,755,242.99)</b>
<b>TOTAL ENDING VALUE</b>	<b>\$3,616,716.54</b>	<b>\$3,616,716.54</b>


CHANGE IN VALUE OVER TIME

The display of market value (total account value) and net invested capital (total amount invested minus total withdrawn), demonstrates the impact of deposits and withdrawals.



This graph does not reflect corrections to Net Invested Capital or Market Value made subsequent to the dates depicted. It may exclude transactions in Annuities or positions where we are not the custodian, which could delay the reporting of Market Value or affect the Net Invested Capital.

ALLOCATION OF HOLDINGS



	Market Value	Percentage %
Cash, BDP, MMFs*	\$71,549.40	2.0
Stocks	3,545,167.14	98.0
<b>TOTAL VALUE</b>	<b>\$3,616,716.54</b>	<b>100.0%</b>

This allocation represents holdings on a trade date basis, and projected settled Cash/BDP and MMF balances. These classifications are not intended to serve as a suitability analysis. \* FDIC rules apply and Bank Deposits are eligible for FDIC insurance but are not covered by SIPC. Cash and securities (including MMFs) are eligible for SIPC coverage. See Expanded Disclosures.



## Account Summary

Active Assets Account  
654-031823-041RSB, LLC  
C/O DEVON ARCHER

## BALANCE SHEET (^ includes accrued interest)

	Last Period (as of 6/30/15)	This Period (as of 7/31/15)
Cash, BDP, MMFs	\$97,093.33	\$71,549.40
Stocks	16,535,599.47	3,545,167.14
<b>Total Assets</b>	<b>\$16,632,692.80</b>	<b>\$3,616,716.54</b>
<b>Total Liabilities</b> (outstanding balance)	—	—
<b>TOTAL VALUE</b>	<b>\$16,632,692.80</b>	<b>\$3,616,716.54</b>

## CASH FLOW

	This Period (7/1/15-7/31/15)	This Year (1/1/15-7/31/15)
<b>OPENING CASH, BDP, MMFs</b>	<b>\$97,093.33</b>	<b>\$460,642.76</b>
Purchases	—	(942,761.13)
Sales and Redemptions	—	675,189.23
Income and Distributions	1.12	26.43
<b>Total Investment Related Activity</b>	<b>\$1.12</b>	<b>\$(267,545.47)</b>
Checks Deposited	9,320.00	9,320.00
Electronic Transfers-Credits	360,221.19	5,364,143.82
Electronic Transfers-Debits	(319,059.00)	(4,829,954.27)
Other Credits	—	187,380.04
Other Debits	—	(187,380.04)
<b>Total Cash Related Activity</b>	<b>\$50,482.19</b>	<b>\$543,509.55</b>
Debit Card	—	(697.23)
Checks Written	—	(298,124.51)
Automated Payments	(76,027.24)	(366,235.70)
<b>Total Card/Check Activity</b>	<b>\$(76,027.24)</b>	<b>\$(665,057.44)</b>
<b>CLOSING CASH, BDP, MMFs</b>	<b>\$71,549.40</b>	<b>\$71,549.40</b>

## INCOME AND DISTRIBUTION SUMMARY

	This Period (7/1/15-7/31/15)	This Year (1/1/15-7/31/15)
Interest	\$1.12	\$26.43
<b>Total Taxable Income And Distributions</b>	<b>\$1.12</b>	<b>\$26.43</b>
<b>Total Tax-Exempt Income</b>	—	—
<b>TOTAL INCOME AND DISTRIBUTIONS</b>	<b>\$1.12</b>	<b>\$26.43</b>

Taxable and tax exempt income classifications are based on the characteristics of the underlying securities and not the taxable status of the account.

## GAIN/(LOSS) SUMMARY

	Realized This Period (7/1/15-7/31/15)	Realized This Year (1/1/15-7/31/15)	Unrealized Inception to Date (as of 7/31/15)
Short-Term Gain	—	\$4,231.79	—
Short-Term (Loss)	—	(13,136.62)	—
<b>Total Short-Term</b>	—	<b>\$(8,904.83)</b>	—

The Gain/(Loss) Summary, which may change due to basis adjustments, is provided for informational purposes and should not be used for tax preparation. Refer to Gain/(Loss) in the Expanded Disclosures.



**Account Detail** Active Assets Account: 654-031823-041 RSB, LLC C/O DEVON ARCHER

**Investment Objectives†:** Capital Appreciation, Aggressive Income

**Brokerage Account**

† Inform us if your investment objectives, as defined in the Expanded Disclosures, change.

**HOLDINGS**

*This section reflects positions purchased/sold on a trade date basis. "Market Value" and "Unrealized Gain/(Loss)" may not reflect the value that could be obtained in the market. Fixed Income securities are sorted by maturity or pre-refunding date, and alphabetically within date. Estimated Annual Income a) is calculated on a pre-tax basis, b) does not include any reduction for applicable non-US withholding taxes, c) may include return of principal or capital gains which could overstate such estimates, and d) for securities that have a defined maturity date within the next 12 months, is reflected only through maturity date. Actual income or yield may be lower or higher than the estimates. Current yield reflects the income generated by an investment, and does not reflect changes in its price. Structured products, identified in the Security Description column, appear in various statement product categories. When displayed, accrued interest, annual income and current yield for structured products with a contingent income feature (such as Range Accrual Notes or contingent Income Notes) are estimates and assume specified accrual conditions are met during the relevant period and payment in full of all contingent interest. For Floating Rate Securities, the accrued interest, annual income and current yield are estimates based on the current floating coupon rate and may not reflect historic rates within the accrual period.*

**CASH, BANK DEPOSIT PROGRAM AND MONEY MARKET FUNDS**

*Cash, Bank Deposit Program, and Money Market Funds are generally displayed on a settlement date basis. You have the right to instruct us to liquidate your bank deposit balance(s) or shares of any money market fund balance(s) at any time and have the proceeds of such liquidation remitted to you. Estimated Annual Income, Accrued Interest, and APY% will only be displayed for fully settled positions.*

Description	Market Value	7-Day Current Yield %	Est Ann Income	APY %
MORGAN STANLEY BANK N.A. #	\$71,549.40	—	\$7.00	0.010

	Percentage of Assets	Market Value	Est Ann Income
CASH, BDP, AND MMFs	2.0%	\$71,549.40	\$7.00

# Bank Deposits are held at Morgan Stanley Bank, N.A. and/or Morgan Stanley Private Bank, National Association, affiliates of Morgan Stanley Smith Barney LLC and each a national bank and FDIC member.

**STOCKS**

**COMMON STOCKS**

Security Description	Trade Date	Quantity	Unit Cost	Share Price	Total Cost	Market Value	Unrealized Gain/(Loss)	Est Ann Income	Current Yield %
CODE REBEL CORP COM RST <i>In Safekeeping: 510,831.000</i>	—	510,831.000	—	\$6.940	Please Provide	\$3,545,167.14	N/A	—	—

	Percentage of Assets	Total Cost	Market Value	Unrealized Gain/(Loss)	Est Ann Income	Current Yield %
STOCKS	98.0%	\$0.00	\$3,545,167.14	\$0.00 ST	\$0.00	—



Account Detail

Active Assets Account  
654-031823-041

RSB, LLC  
C/O DEVON ARCHER

	Percentage of Assets	Total Cost	Market Value	Unrealized Gain/(Loss)	Est Ann Income Accrued Interest	Current Yield %
<b>TOTAL MARKET VALUE</b>		<b>\$0.00</b>	<b>\$3,616,716.54</b>	<b>\$0.00 ST</b>	<b>\$7.00</b>	<b>—</b>
					<b>\$0.00</b>	
<b>TOTAL VALUE (includes accrued interest)</b>	<b>100.0%</b>		<b>\$3,616,716.54</b>			

Unrealized Gain/(Loss) totals only reflect positions that have both cost basis and market value information available. Cash, MMF, Deposits and positions stating 'Please Provide' are not included.

ACTIVITY

CASH FLOW ACTIVITY BY DATE

Transaction Date	Settlement Date	Activity Type	Description	Comments	Quantity	Price	Credits/(Debits)
7/1	7/1	Cash Transfer	FUNDS TRANSFERRED	CONFIRMATION # 38505639 FROM 654-031879			\$63,000.00
7/2	7/2	Cash Transfer	FUNDS TRANSFERRED	CONFIRMATION # 38612862 TO 654-032275			(125,000.00)
7/2	7/2	Funds Transferred	WIRED FUNDS SENT	BENE: WELLS FARGO ADVISORS ACCT: XXXXXX5142			(5,000.00)
7/6	7/6	Automated Payment	J CONDOMINIUM SO 1010888706	AUTOMATIC BILL PAYMENT			(906.74)
7/9	7/9	Cash Transfer	FUNDS TRANSFERRED	CONFIRMATION # 38895019 FROM 654-031879			20,000.00
7/9	7/9	Automated Payment	BANK OF THE WEST IC PAYMENT	AUTOMATIC BILL PAYMENT			(1,326.48)
7/9	7/9	Funds Transferred	WIRED FUNDS SENT	BENE: ROBERT BIDEN ACCT: XXXXX5452			(20,000.00)
7/16	7/16	Funds Received	WIRED FUNDS RECEIVED	AS PRIVATBANK BURISMA HOLDINGS LIMITED			83,333.33
7/16	7/16	Funds Received	WIRED FUNDS RECEIVED	AS PRIVATBANK BURISMA HOLDINGS LIMITED			83,333.33
7/16	7/16	Funds Transferred	WIRED FUNDS SENT	BENE: THE WOLFF LAW FIRM TRUST ACCT: XXXXXX8399			(6,580.00)
7/17	7/17	Check Deposit	FUNDS RECEIVED				9,320.00
7/17	7/17	Automated Payment	AMEX EPayment ACH PMT	AUTOMATIC BILL PAYMENT			(70,794.02)
7/17	7/17	Funds Transferred	WIRED FUNDS SENT	BENE: ROBERT BIDEN ACCT: XXXXX0876			(19,000.00)
7/24	7/24	Cash Transfer	FUNDS TRANSFERRED	CONFIRMATION # 39721486 FROM 654-031879			50,000.00
7/24	7/24	Funds Transferred	WIRED FUNDS SENT	BENE: ROBERT BIDEN ACCT: XXXXX8378			(97,979.00)
7/24	7/24	Funds Transferred	WIRED FUNDS SENT	BENE: PERSHING LLC ACCT: XXXXXX2385			(20,000.00)



Account Detail

Active Assets Account  
654-031823-041

RSB, LLC  
C/O DEVON ARCHER

CASH FLOW ACTIVITY BY DATE (CONTINUED)

Transaction Settlement							
Date	Date	Activity Type	Description	Comments	Quantity	Price	Credits/(Debits)
7/28	7/28	Funds Received	WIRED FUNDS RECEIVED	AS PRIVATBANK BURISMA HOLDINGS LIMITED			60,554.53
7/30	7/30	Automated Payment	BANK OF AMERICA ONLINE PMT	AUTOMATIC BILL PAYMENT			(3,000.00)
7/30	7/30	Funds Transferred	WIRED FUNDS SENT	BENE: ROBERT BIDEN ACCT: XXXXX0876			(14,000.00)
7/30	7/30	Funds Transferred	WIRED FUNDS SENT	BENE: MCG AUTOMOTIVE LLC ACCT: XXXXXX0802			(1,500.00)
7/30	7/30	Online Transfer	FUNDS TRANSFERRED	CONFIRMATION # 40013543 TO 654-031822			(10,000.00)
7/31	7/31	Interest Income	MORGAN STANLEY BANK N.A. (Period 07/01-07/31)				1.12
<b>NET CREDITS/(DEBITS)</b>							<b>\$(25,543.93)</b>

DEBIT CARD & CHECKING ACTIVITY

AUTOMATED PAYMENTS

Bill pay and other electronic activity, which may include checks you wrote that were processed by Automated Clearing House processing.

Date of Payment	Date Paid	Activity Type	Payee	Credits/(Debits)
7/6	7/6	Automated Payment	J CONDOMINIUM SO 1010888706	\$(906.74)
7/9	7/9	Automated Payment	BANK OF THE WEST IC PAYMENT	(1,326.48)
7/17	7/17	Automated Payment	AMEX EPayment ACH PMT	(70,794.02)
7/30	7/30	Automated Payment	BANK OF AMERICA ONLINE PMT	(3,000.00)
<b>TOTAL AUTOMATED PAYMENTS</b>				<b>\$(76,027.24)</b>

MONEY MARKET FUND (MMF) AND BANK DEPOSIT PROGRAM ACTIVITY

Date	Activity Type	Description	Credits/(Debits)
7/2	Automatic Redemption	BANK DEPOSIT PROGRAM	\$(62,000.00)
7/6	Automatic Redemption	BANK DEPOSIT PROGRAM	(5,906.74)
7/9	Automatic Investment	BANK DEPOSIT PROGRAM	18,673.52
7/10	Automatic Redemption	BANK DEPOSIT PROGRAM	(20,000.00)
7/16	Automatic Investment	BANK DEPOSIT PROGRAM	166,666.66
7/17	Automatic Redemption	BANK DEPOSIT PROGRAM	(77,374.02)
7/20	Automatic Redemption	BANK DEPOSIT PROGRAM	(9,680.00)
7/27	Automatic Redemption	BANK DEPOSIT PROGRAM	(67,979.00)



Account Detail

Active Assets Account  
654-031823-041

RSB, LLC  
C/O DEVON ARCHER

**MONEY MARKET FUND (MMF) AND BANK DEPOSIT PROGRAM ACTIVITY (CONTINUED)**

Date	Activity Type	Description	Credits/(Debits)
7/28	Automatic Investment	BANK DEPOSIT PROGRAM	60,554.53
7/30	Automatic Redemption	BANK DEPOSIT PROGRAM	(28,500.00)
7/31	Automatic Investment	BANK DEPOSIT PROGRAM	1.12
<b>NET ACTIVITY FOR PERIOD</b>			<b>\$(25,543.93)</b>

**COPIES OF THIS STATEMENT HAVE ALSO BEEN SENT TO:**

LOUIS PLUNG AND COMPANY, LLP



**CLIENT STATEMENT** | For the Period August 1-31, 2015

**STATEMENT FOR:**  
RSB, LLC  
C/O DEVON ARCHER

**TOTAL VALUE OF YOUR ACCOUNT** (as of 8/31/15)  
*Includes Accrued Interest*

**\$7,431,272.65**

*Morgan Stanley Private Wealth Management, a division of Morgan Stanley Smith Barney LLC.  
Member SIPC.*

**Your Private Wealth Advisor Team**  
WOOL/NILES  
212-893-6507

**Your Branch**  
399 PARK AVE 12TH FL  
NEW YORK, NY 10022  
Telephone: 212-893-6300; Alt. Phone: 800-223-0270; Fax: 212-893-6301

#BWNJGWM

RSB, LLC  
C/O DEVON ARCHER  
152 W 57TH ST  
47TH FL  
NEW YORK NY 10019-3480

**Client Service Center** (24 Hours a Day; 7 Days a Week) : 800-668-8168

**Access Your Account Online:** [www.morganstanley.com/PWM](http://www.morganstanley.com/PWM)

654 - 031823 - 041 - 1 - 0



## Standard Disclosures

The following Disclosures are applicable to the enclosed statement(s). Expanded Disclosures are attached to your most recent June and December statement (or your first Statement if you have not received a statement for those months). The Expanded Disclosures are also available by selecting Account Documents when you log on to [www.morganstanley.com/online](http://www.morganstanley.com/online) or, call 800-869-3326.

### Questions?

Questions regarding your account may be directed to your Financial Advisor or the Branch Manager for the branch office where you maintain your account. If you require further assistance, call Client Service Center at (800) 869-3326 or for account-related concerns call our Client Advocate at (866) 227-2256.

### Errors and Inquiries

It is your responsibility to review your statement promptly and to seek immediate clarification about entries that you do not understand or believe were made in error by contacting the Branch Manager of the office where you maintain your account. Oral communications regarding any inaccuracy or discrepancy in this statement should be re-confirmed in writing to further protect your rights, including rights under the Securities Investor Protection Act (SIPA). Your statement will be deemed correct unless we receive a written inquiry of a suspected error. See your account documentation for special rules regarding your rights and responsibilities with respect to erroneous electronic fund transfers, including a description of the transfers covered.

### Availability of Free Credit Balances and Financial Statements

Under the customer protection rules of the SEC [17 CFR §240.15c3-3], we may use funds comprising free credit balances carried for customer accounts here, provided that these funds are payable to customers on demand (i.e., are free of a lien or right of set-off in our favor or on behalf of some third party to whom you have given control). A financial statement of this organization is available for your personal inspection at its offices, or a copy will be mailed to you upon your written request.

### Listed Options

Information with respect to commissions and other charges related to the execution of options transactions has been included in confirmations of such transactions previously furnished to you and such information will be made available to you promptly at your request. Promptly advise us of any material change in your investment objectives or financial situation.

**Important Information if you are a Margin Customer**(not available for certain retirement accounts)

If you have margin privileges, you may borrow money from us in exchange for pledging assets in your accounts as collateral for any outstanding margin loan. The amount you may borrow is based on the

value of the eligible securities in your margin accounts. If a security has eligible shares, the number of shares pledged as collateral will be indicated below the position.

### Margin Interest Charges

We calculate interest charges on margin loans as follows: (1) multiply the applicable margin interest rate by the daily close of business net settled debit balance, and (2) divide by 360 (days). Margin interest accrues daily throughout the month and is added to your debit balance at month-end. The month-end interest charge is the sum of the daily accrued interest calculations for the month. We add the accrued interest to your debit balance and start a new calculation each time the applicable interest rate changes and at the close of every statement month. For current margin loan interest rates, go to [www.morganstanley.com/online/MIRates](http://www.morganstanley.com/online/MIRates).

### Information regarding Special Memorandum Account

If you have a Margin Account, this is a combined statement of your Margin Account and Special Memorandum Account maintained for you under Section 220.5 of Regulation T issued by the Board of Governors of the Federal Reserve System. The permanent record of the Special Memorandum Account as required by Regulation T is available for your inspection at your request.

### Important Information About Auction Rate Securities

Due to market conditions, certain Auction Rate Securities experience no or limited liquidity. Therefore, the price(s) for any Auction Rate Securities shown on this statement may not reflect the price(s) you would receive upon a sale at auction or in a secondary market transaction, and are not an indication of any offer to purchase at such price.

### Structured Products

Structured Products are complex products and may be subject to special risks. Investors should consider the concentration risk of owning the related security and their total exposure to any underlying asset. Structured Products may not perform in a manner consistent with the statement product category in which they appear and therefore may not satisfy portfolio asset allocation needs for that category.

### Security Measures

This statement features several embedded security elements to safeguard its authenticity. One is a unique security mark—a blue rectangle printed in heat-sensitive ink on the back of every page. When exposed to warmth, the blue rectangle will disappear, and then reappear.

### SIPC Protection

We are a member of Securities Investor Protection Corporation (SIPC), which protects securities of its customers up to \$500,000 (including \$250,000 for claims for cash). An explanatory brochure is available

upon request or at [www.sipc.org](http://www.sipc.org). Losses due to market fluctuation are not protected by SIPC and assets not held with us may not be covered by SIPC protection. To obtain information about SIPC, including an explanatory SIPC brochure, contact SIPC at 1-202-371-8300 or visit [www.sipc.org](http://www.sipc.org).

### Transaction Dates and Conditions

Upon written request, we will furnish the date and time of a transaction and the name of the other party to a transaction. We and/or our affiliates may accept benefits that constitute payment for order flow. Details regarding these benefits and the source and amount of any other remuneration received or to be received by us in connection with any transaction will be furnished upon written request.

### Equity Research Ratings Definitions and Global Investment Manager Analysis Status

Some equity securities may have research ratings from Morgan Stanley & Co. LLC or Standard & Poor's. Research ratings are the research providers' opinions and not representations or guarantees of performance. For more information about each research provider's rating system, see the Research Ratings on your most recent June or December statement (or your first statement if you have not received a statement for those months), go to [www.morganstanley.com/online](http://www.morganstanley.com/online) or refer to the research provider's research report. Research reports contain more complete information concerning the analyst's views and you should read the entire research report and not infer its contents from the rating alone. If your account contains an advisory component or is an advisory account, a GIMA status will apply.

**Credit Ratings from Moody's Investors Service and Standard & Poor's**  
The credit rating from Moody's Investors Service and Standard & Poor's may be shown for certain securities. All credit ratings represent the opinions of the provider and are not representations or guarantees of performance. Your Financial Advisor will be pleased to provide you with further information or assistance in interpreting these credit ratings.

Revised 01/2015



Account Summary

Active Assets Account  
654-031823-041

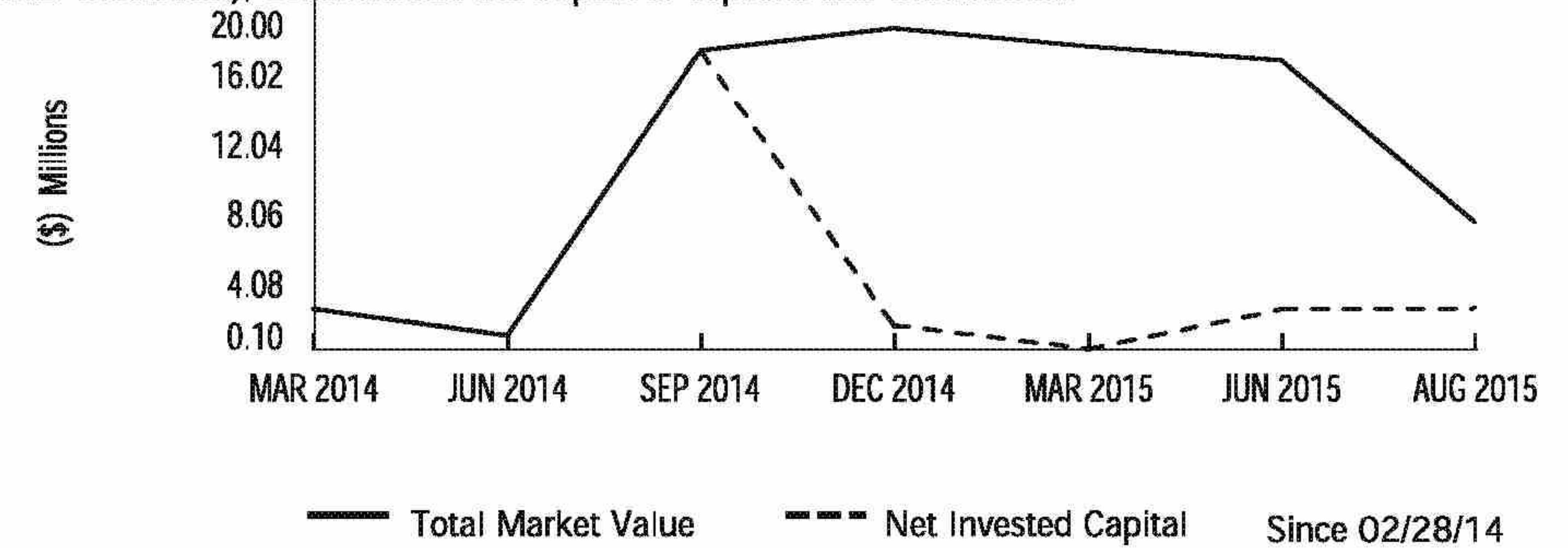
RSB, LLC  
C/O DEVON ARCHER

CHANGE IN VALUE OF YOUR ACCOUNTS (includes accrued interest)

	This Period (8/1/15-8/31/15)	This Year (1/1/15-8/31/15)
<b>TOTAL BEGINNING VALUE</b>	<b>\$3,616,716.54</b>	<b>\$18,436,429.61</b>
Credits	413,128.52	5,973,972.38
Debits	(358,289.94)	(6,040,681.69)
Security Transfers	—	1,576,302.81
Accrued Interest On Security Transfers	—	(519,225.00)
<b>Net Credits/Debits/Transfers</b>	<b>\$54,838.58</b>	<b>\$990,368.50</b>
<b>Change in Value</b>	<b>3,759,717.53</b>	<b>(11,995,525.46)</b>
<b>TOTAL ENDING VALUE</b>	<b>\$7,431,272.65</b>	<b>\$7,431,272.65</b>


CHANGE IN VALUE OVER TIME

The display of market value (total account value) and net invested capital (total amount invested minus total withdrawn), demonstrates the impact of deposits and withdrawals.



This graph does not reflect corrections to Net Invested Capital or Market Value made subsequent to the dates depicted. It may exclude transactions in Annuities or positions where we are not the custodian, which could delay the reporting of Market Value or affect the Net Invested Capital.

ALLOCATION OF HOLDINGS



	Market Value	Percentage %
Cash, BDP, MMFs*	\$126,389.35	1.7
Stocks	7,304,883.30	98.3
<b>TOTAL VALUE</b>	<b>\$7,431,272.65</b>	<b>100.0%</b>

This allocation represents holdings on a trade date basis, and projected settled Cash/BDP and MMF balances. These classifications are not intended to serve as a suitability analysis. \* FDIC rules apply and Bank Deposits are eligible for FDIC insurance but are not covered by SIPC. Cash and securities (including MMFs) are eligible for SIPC coverage. See Expanded Disclosures.



## Account Summary

Active Assets Account  
654-031823-041RSB, LLC  
C/O DEVON ARCHER

## BALANCE SHEET (^ includes accrued interest)

	Last Period (as of 7/31/15)	This Period (as of 8/31/15)
Cash, BDP, MMFs	\$71,549.40	\$126,389.35
Stocks	3,545,167.14	7,304,883.30
<b>Total Assets</b>	<b>\$3,616,716.54</b>	<b>\$7,431,272.65</b>
<b>Total Liabilities</b> (outstanding balance)	—	—
<b>TOTAL VALUE</b>	<b>\$3,616,716.54</b>	<b>\$7,431,272.65</b>

## CASH FLOW

	This Period (8/1/15-8/31/15)	This Year (1/1/15-8/31/15)
<b>OPENING CASH, BDP, MMFs</b>	<b>\$71,549.40</b>	<b>\$460,642.76</b>
Purchases	—	(942,761.13)
Sales and Redemptions	—	675,189.23
Income and Distributions	1.37	27.80
<b>Total Investment Related Activity</b>	<b>\$1.37</b>	<b>\$(267,544.10)</b>
Checks Deposited	—	9,320.00
Electronic Transfers-Credits	413,128.52	5,777,272.34
Electronic Transfers-Debits	(292,796.00)	(5,122,750.27)
Other Credits	—	187,380.04
Other Debits	—	(187,380.04)
<b>Total Cash Related Activity</b>	<b>\$120,332.52</b>	<b>\$663,842.07</b>
Debit Card	—	(697.23)
Checks Written	(9,453.69)	(307,578.20)
Automated Payments	(56,040.25)	(422,275.95)
<b>Total Card/Check Activity</b>	<b>\$(65,493.94)</b>	<b>\$(730,551.38)</b>
<b>CLOSING CASH, BDP, MMFs</b>	<b>\$126,389.35</b>	<b>\$126,389.35</b>

## INCOME AND DISTRIBUTION SUMMARY

	This Period (8/1/15-8/31/15)	This Year (1/1/15-8/31/15)
Interest	\$1.37	\$27.80
<b>Total Taxable Income And Distributions</b>	<b>\$1.37</b>	<b>\$27.80</b>
<b>Total Tax-Exempt Income</b>	—	—
<b>TOTAL INCOME AND DISTRIBUTIONS</b>	<b>\$1.37</b>	<b>\$27.80</b>

Taxable and tax exempt income classifications are based on the characteristics of the underlying securities and not the taxable status of the account.

## GAIN/(LOSS) SUMMARY

	Realized This Period (8/1/15-8/31/15)	Realized This Year (1/1/15-8/31/15)	Unrealized Inception to Date (as of 8/31/15)
Short-Term Gain	—	\$4,231.79	—
Short-Term (Loss)	—	(13,136.62)	—
<b>Total Short-Term</b>	<b>—</b>	<b>\$(8,904.83)</b>	<b>—</b>

The Gain/(Loss) Summary, which may change due to basis adjustments, is provided for informational purposes and should not be used for tax preparation. Refer to Gain/(Loss) in the Expanded Disclosures.



Account Detail

Active Assets Account  
654-031823-041

RSB, LLC  
C/O DEVON ARCHER

Investment Objectives†: Capital Appreciation, Aggressive Income

Brokerage Account

† Inform us if your investment objectives, as defined in the Expanded Disclosures, change.

HOLDINGS

This section reflects positions purchased/sold on a trade date basis. "Market Value" and "Unrealized Gain/(Loss)" may not reflect the value that could be obtained in the market. Fixed Income securities are sorted by maturity or pre-refunding date, and alphabetically within date. Estimated Annual Income a) is calculated on a pre-tax basis, b) does not include any reduction for applicable non-US withholding taxes, c) may include return of principal or capital gains which could overstate such estimates, and d) for securities that have a defined maturity date within the next 12 months, is reflected only through maturity date. Actual income or yield may be lower or higher than the estimates. Current yield reflects the income generated by an investment, and does not reflect changes in its price. Structured products, identified in the Security Description column, appear in various statement product categories. When displayed, accrued interest, annual income and current yield for structured products with a contingent income feature (such as Range Accrual Notes or contingent Income Notes) are estimates and assume specified accrual conditions are met during the relevant period and payment in full of all contingent interest. For Floating Rate Securities, the accrued interest, annual income and current yield are estimates based on the current floating coupon rate and may not reflect historic rates within the accrual period.

CASH, BANK DEPOSIT PROGRAM AND MONEY MARKET FUNDS

Cash, Bank Deposit Program, and Money Market Funds are generally displayed on a settlement date basis. You have the right to instruct us to liquidate your bank deposit balance(s) or shares of any money market fund balance(s) at any time and have the proceeds of such liquidation remitted to you. Estimated Annual Income, Accrued Interest, and APY% will only be displayed for fully settled positions.

Description	Market Value	7-Day Current Yield %	Est Ann Income	APY %
MORGAN STANLEY BANK N.A. #	\$126,389.26	—	\$13.00	0.010
MORGAN STANLEY PRIVATE BANK NA #	0.09	—	—	0.010
<b>BANK DEPOSITS</b>	<b>\$126,389.35</b>		<b>\$13.00</b>	

	Percentage of Assets	Market Value	Est Ann Income
<b>CASH, BDP, AND MMFs</b>	<b>1.7%</b>	<b>\$126,389.35</b>	<b>\$13.00</b>

# Bank Deposits are held at Morgan Stanley Bank, N.A. and/or Morgan Stanley Private Bank, National Association, affiliates of Morgan Stanley Smith Barney LLC and each a national bank and FDIC member.

STOCKS

COMMON STOCKS

Security Description	Trade Date	Quantity	Unit Cost	Share Price	Total Cost	Market Value	Unrealized Gain/(Loss)	Est Ann Income	Current Yield %
CODE REBEL CORP COM RST <i>In Safekeeping: 510,831.000</i>	—	510,831.000	—	\$14.300	Please Provide	\$7,304,883.30	N/A	—	—



Account Detail

Active Assets Account  
654-031823-041

RSB, LLC  
C/O DEVON ARCHER

	Percentage of Assets	Total Cost	Market Value	Unrealized Gain/(Loss)	Est Ann Income	Current Yield %
<b>STOCKS</b>	<b>98.3%</b>	<b>\$0.00</b>	<b>\$7,304,883.30</b>	<b>\$0.00 ST</b>	<b>\$0.00</b>	<b>—</b>
<b>TOTAL MARKET VALUE</b>		<b>\$0.00</b>	<b>\$7,431,272.65</b>	<b>\$0.00 ST</b>	<b>\$13.00</b>	<b>—</b>
					<b>\$0.00</b>	
<b>TOTAL VALUE (includes accrued interest)</b>	<b>100.0%</b>		<b>\$7,431,272.65</b>			

Unrealized Gain/(Loss) totals only reflect positions that have both cost basis and market value information available. Cash, MMF, Deposits and positions stating 'Please Provide' are not included.

ACTIVITY

CASH FLOW ACTIVITY BY DATE

Transaction Date	Settlement Date	Activity Type	Description	Comments	Quantity	Price	Credits/(Debits)
8/3	8/3	Funds Transferred	WIRED FUNDS SENT	BENE: OWASCO PC ACCT: XXXXXX5142			\$(5,000.00)
8/3	8/3	Online Transfer	FUNDS TRANSFERRED	CONFIRMATION # 40364817 TO 654-028322			(126.80)
8/4	8/4	Funds Received	WIRED FUNDS RECEIVED	UBS AG 1/VALORLIFE LEBENSVERSICHERUNG			7,645.30
8/5	8/5	Automated Payment	J CONDOMINIUM SO 1010888706	AUTOMATIC BILL PAYMENT			(906.74)
8/6	8/6	Funds Transferred	WIRED FUNDS SENT	BENE: STEVE ARCURI ACCT: XXXXX3630			(2,500.00)
8/10	8/10	Funds Transferred	WIRED FUNDS SENT	BENE: MAGZHAN KENESBAI ACCT: XXXXXX5007			(800.00)
8/11	8/11	Automated Payment	BANK OF THE WEST IC PAYMENT	AUTOMATIC BILL PAYMENT			(1,326.48)
8/13	8/13	Funds Transferred	WIRED FUNDS SENT	BENE: ROBERT BIDEN ACCT: XXXXX0876			(19,000.00)
8/19	8/19	Funds Received	WIRED FUNDS RECEIVED	AS PRIVATBANK BURISMA HOLDINGS LIMITED			83,333.33
8/19	8/19	Funds Received	WIRED FUNDS RECEIVED	AS PRIVATBANK BURISMA HOLDINGS LIMITED			83,333.33
8/19	8/19	Automated Payment	AMEX EPayment ACH PMT	AUTOMATIC BILL PAYMENT			(36,423.18)
8/19	8/19	Automated Payment	AMEX EPayment ACH PMT	AUTOMATIC BILL PAYMENT			(76.26)



Account Detail

Active Assets Account  
654-031823-041

RSB, LLC  
C/O DEVON ARCHER

CASH FLOW ACTIVITY BY DATE (CONTINUED)

Transaction Settlement							
Date	Date	Activity Type	Description	Comments	Quantity	Price	Credits/(Debits)
8/21	8/21	Funds Received	WIRED FUNDS RECEIVED	CENTURY BANK ROSEMONT PROPERTY MGT LLC			188,616.56
8/21	8/21	Online Transfer	FUNDS TRANSFERRED	CONFIRMATION # 40964826 TO 654-028322			(66.70)
8/24	8/27	Check	LOUIS PLUM & CO	Check # 1117			(7,500.00)
8/24	8/25	Check	MARK A	Check # 1047			(1,953.69)
8/24	8/24	Funds Transferred	WIRED FUNDS SENT	BENE: BGW CONSULTING CORP, INC ACCT: XXXXXXXX2981			(40,000.00)
8/24	8/24	Funds Transferred	WIRED FUNDS SENT	BENE: O.G. DESIGNS ACCT: XXXXXX6758			(8,302.50)
8/25	8/25	Online Transfer	FUNDS TRANSFERRED	CONFIRMATION # 41060936 FROM 654-031822			50,000.00
8/25	8/25	Online Transfer	FUNDS TRANSFERRED	CONFIRMATION # 41060827 FROM 654-028322			200.00
8/25	8/25	Online Transfer	FUNDS TRANSFERRED	CONFIRMATION # 41060876 TO 654-031822			(50,000.00)
8/26	8/26	Funds Transferred	WIRED FUNDS SENT	BENE: MFTCG HOLDINGS LLC BIDEN ACCT: XXXXXXXX2092			(150,000.00)
8/26	8/26	Funds Transferred	WIRED FUNDS SENT	BENE: STEVE ARCURI ACCT: XXXXX3630			(3,000.00)
8/28	8/28	Automated Payment	Maritime Sea Ins Insurance	AUTOMATIC BILL PAYMENT			(245.00)
8/31	8/31	Interest Income	MORGAN STANLEY BANK N.A. (Period 08/01-08/31)				1.28
8/31	8/31	Interest Income	MORGAN STANLEY PRIVATE BANK NA (Period 08/01-08/31)				0.09
8/31	8/31	Automated Payment	AMEX EPayment ACH PMT	AUTOMATIC BILL PAYMENT			(14,062.59)
8/31	8/31	Automated Payment	BANK OF AMERICA ONLINE PMT	AUTOMATIC BILL PAYMENT			(3,000.00)
8/31	8/31	Funds Transferred	WIRED FUNDS SENT	BENE: ROBERT BIDEN ACCT: XXXXX0876			(14,000.00)
<b>NET CREDITS/(DEBITS)</b>							<b>\$54,839.95</b>



Account Detail

Active Assets Account  
654-031823-041

RSB, LLC  
C/O DEVON ARCHER

DEBIT CARD & CHECKING ACTIVITY

CHECKS WRITTEN

Date Written	Date Paid	Check Number	Activity Type	Payee	Expense Category	Credits/(Debits)
8/24	8/25	1047	Check	MARK A		\$(1,953.69)
8/24	8/27	1117	Check	LOUIS PLUM & CO		(7,500.00)
<b>TOTAL CHECKS WRITTEN</b>						<b>\$(9,453.69)</b>

AUTOMATED PAYMENTS

Bill pay and other electronic activity, which may include checks you wrote that were processed by Automated Clearing House processing.

Date of Payment	Date Paid	Activity Type	Payee	Credits/(Debits)
8/5	8/5	Automated Payment	J CONDOMINIUM SO 1010888706	\$(906.74)
8/11	8/11	Automated Payment	BANK OF THE WEST IC PAYMENT	(1,326.48)
8/19	8/19	Automated Payment	AMEX EPayment ACH PMT	(36,423.18)
8/19	8/19	Automated Payment	AMEX EPayment ACH PMT	(76.26)
8/28	8/28	Automated Payment	Maritime Sea Ins Insurance	(245.00)
8/31	8/31	Automated Payment	AMEX EPayment ACH PMT	(14,062.59)
8/31	8/31	Automated Payment	BANK OF AMERICA ONLINE PMT	(3,000.00)
<b>TOTAL AUTOMATED PAYMENTS</b>				<b>\$(56,040.25)</b>

MONEY MARKET FUND (MMF) AND BANK DEPOSIT PROGRAM ACTIVITY

Date	Activity Type	Description	Credits/(Debits)
8/4	Automatic Investment	BANK DEPOSIT PROGRAM	\$2,518.50
8/5	Automatic Redemption	BANK DEPOSIT PROGRAM	(906.74)
8/6	Automatic Redemption	BANK DEPOSIT PROGRAM	(2,500.00)
8/10	Automatic Redemption	BANK DEPOSIT PROGRAM	(800.00)
8/11	Automatic Redemption	BANK DEPOSIT PROGRAM	(1,326.48)
8/14	Automatic Redemption	BANK DEPOSIT PROGRAM	(19,000.00)
8/19	Automatic Investment	BANK DEPOSIT PROGRAM	130,167.22
8/21	Automatic Redemption	BANK DEPOSIT PROGRAM	(66.70)
8/24	Automatic Investment	BANK DEPOSIT PROGRAM	180,314.06
8/25	Automatic Redemption	BANK DEPOSIT PROGRAM	(41,953.69)
8/26	Automatic Redemption	BANK DEPOSIT PROGRAM	(152,800.00)
8/27	Automatic Redemption	BANK DEPOSIT PROGRAM	(7,500.00)
8/28	Automatic Redemption	BANK DEPOSIT PROGRAM	(245.00)



Account Detail

Active Assets Account  
654-031823-041

RSB, LLC  
C/O DEVON ARCHER


MONEY MARKET FUND (MMF) AND BANK DEPOSIT PROGRAM ACTIVITY (CONTINUED)

Date	Activity Type	Description	Credits/(Debits)
8/31	Automatic Investment	BANK DEPOSIT PROGRAM	1.28
8/31	Automatic Investment	BANK DEPOSIT PROGRAM	0.09
8/31	Automatic Redemption	BANK DEPOSIT PROGRAM	(31,062.59)
<b>NET ACTIVITY FOR PERIOD</b>			<b>\$54,839.95</b>

COPIES OF THIS STATEMENT HAVE ALSO BEEN SENT TO:

LOUIS PLUNG AND COMPANY, LLP





**This page intentionally left blank**



**CLIENT STATEMENT** | For the Period September 1-30, 2015

**STATEMENT FOR:**  
RSB, LLC  
C/O DEVON ARCHER

**TOTAL VALUE OF YOUR ACCOUNT** (as of 9/30/15)  
*Includes Accrued Interest*

**\$4,052,931.58**

*Morgan Stanley Private Wealth Management, a division of Morgan Stanley Smith Barney LLC.  
Member SIPC.*

**Your Private Wealth Advisor Team**  
WOOL/NILES  
212-893-6507

**Your Branch**  
399 PARK AVE 12TH FL  
NEW YORK, NY 10022  
Telephone: 212-893-6300; Alt. Phone: 800-223-0270; Fax: 212-893-6301

#BWNJGWM

RSB, LLC  
C/O DEVON ARCHER  
152 W 57TH ST  
47TH FL  
NEW YORK NY 10019-3480

**Client Service Center** (24 Hours a Day; 7 Days a Week) : 800-668-8168

**Access Your Account Online:** [www.morganstanley.com/PWM](http://www.morganstanley.com/PWM)

654 - 031823 - 041 - 1 - 0



## Standard Disclosures

The following Disclosures are applicable to the enclosed statement(s). Expanded Disclosures are attached to your most recent June and December statement (or your first Statement if you have not received a statement for those months). The Expanded Disclosures are also available by selecting Account Documents when you log on to [www.morganstanley.com/online](http://www.morganstanley.com/online) or, call 800-869-3326.

### Questions?

Questions regarding your account may be directed to your Financial Advisor or the Branch Manager for the branch office where you maintain your account. If you require further assistance, call Client Service Center at (800) 869-3326 or for account-related concerns call our Client Advocate at (866) 227-2256.

### Errors and Inquiries

It is your responsibility to review your statement promptly and to seek immediate clarification about entries that you do not understand or believe were made in error by contacting the Branch Manager of the office where you maintain your account. Oral communications regarding any inaccuracy or discrepancy in this statement should be re-confirmed in writing to further protect your rights, including rights under the Securities Investor Protection Act (SIPA). Your statement will be deemed correct unless we receive a written inquiry of a suspected error. See your account documentation for special rules regarding your rights and responsibilities with respect to erroneous electronic fund transfers, including a description of the transfers covered.

### Availability of Free Credit Balances and Financial Statements

Under the customer protection rules of the SEC [17 CFR §240.15c3-3], we may use funds comprising free credit balances carried for customer accounts here, provided that these funds are payable to customers on demand (i.e., are free of a lien or right of set-off in our favor or on behalf of some third party to whom you have given control). A financial statement of this organization is available for your personal inspection at its offices, or a copy will be mailed to you upon your written request.

### Listed Options

Information with respect to commissions and other charges related to the execution of options transactions has been included in confirmations of such transactions previously furnished to you and such information will be made available to you promptly at your request. Promptly advise us of any material change in your investment objectives or financial situation.

**Important Information if you are a Margin Customer**(not available for certain retirement accounts)

If you have margin privileges, you may borrow money from us in exchange for pledging assets in your accounts as collateral for any outstanding margin loan. The amount you may borrow is based on the

value of the eligible securities in your margin accounts. If a security has eligible shares, the number of shares pledged as collateral will be indicated below the position.

### Margin Interest Charges

We calculate interest charges on margin loans as follows: (1) multiply the applicable margin interest rate by the daily close of business net settled debit balance, and (2) divide by 360 (days). Margin interest accrues daily throughout the month and is added to your debit balance at month-end. The month-end interest charge is the sum of the daily accrued interest calculations for the month. We add the accrued interest to your debit balance and start a new calculation each time the applicable interest rate changes and at the close of every statement month. For current margin loan interest rates, go to [www.morganstanley.com/online/MIRates](http://www.morganstanley.com/online/MIRates).

### Information regarding Special Memorandum Account

If you have a Margin Account, this is a combined statement of your Margin Account and Special Memorandum Account maintained for you under Section 220.5 of Regulation T issued by the Board of Governors of the Federal Reserve System. The permanent record of the Special Memorandum Account as required by Regulation T is available for your inspection at your request.

### Important Information About Auction Rate Securities

Due to market conditions, certain Auction Rate Securities experience no or limited liquidity. Therefore, the price(s) for any Auction Rate Securities shown on this statement may not reflect the price(s) you would receive upon a sale at auction or in a secondary market transaction, and are not an indication of any offer to purchase at such price.

### Structured Investments

Structured Investments are complex products and may be subject to special risks. Investors should consider the concentration risk of owning the related security and their total exposure to any underlying asset. Structured Investments may not perform in a manner consistent with the statement product category in which they appear and therefore may not satisfy portfolio asset allocation needs for that category.

### Security Measures

This statement features several embedded security elements to safeguard its authenticity. One is a unique security mark—a blue rectangle printed in heat-sensitive ink on the back of every page. When exposed to warmth, the blue rectangle will disappear, and then reappear.

### SIPC Protection

We are a member of Securities Investor Protection Corporation (SIPC), which protects securities of its customers up to \$500,000 (including \$250,000 for claims for cash). An explanatory brochure is available

upon request or at [www.sipc.org](http://www.sipc.org). Losses due to market fluctuation are not protected by SIPC and assets not held with us may not be covered by SIPC protection. To obtain information about SIPC, including an explanatory SIPC brochure, contact SIPC at 1-202-371-8300 or visit [www.sipc.org](http://www.sipc.org).

### Transaction Dates and Conditions

Upon written request, we will furnish the date and time of a transaction and the name of the other party to a transaction. We and/or our affiliates may accept benefits that constitute payment for order flow. Details regarding these benefits and the source and amount of any other remuneration received or to be received by us in connection with any transaction will be furnished upon written request.

### Equity Research Ratings Definitions and Global Investment Manager Analysis Status

Some equity securities may have research ratings from Morgan Stanley & Co. LLC or Standard & Poor's. Research ratings are the research providers' opinions and not representations or guarantees of performance. For more information about each research provider's rating system, see the Research Ratings on your most recent June or December statement (or your first statement if you have not received a statement for those months), go to [www.morganstanley.com/online](http://www.morganstanley.com/online) or refer to the research provider's research report. Research reports contain more complete information concerning the analyst's views and you should read the entire research report and not infer its contents from the rating alone. If your account contains an advisory component or is an advisory account, a GIMA status will apply.

**Credit Ratings from Moody's Investors Service and Standard & Poor's**  
The credit rating from Moody's Investors Service and Standard & Poor's may be shown for certain securities. All credit ratings represent the opinions of the provider and are not representations or guarantees of performance. Your Financial Advisor will be pleased to provide you with further information or assistance in interpreting these credit ratings.

Revised 09/2015



Account Summary

Active Assets Account  
654-031823-041

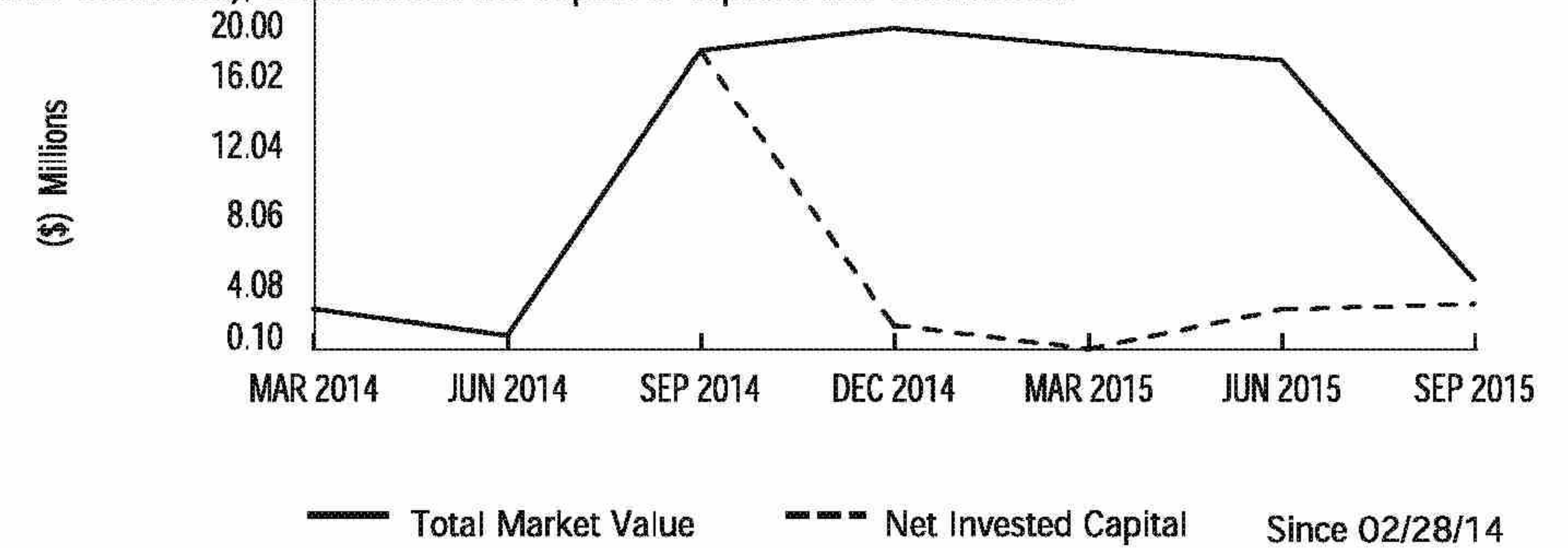
RSB, LLC  
C/O DEVON ARCHER

CHANGE IN VALUE OF YOUR ACCOUNTS (includes accrued interest)

	This Period (9/1/15-9/30/15)	This Year (1/1/15-9/30/15)
<b>TOTAL BEGINNING VALUE</b>	<b>\$7,431,272.65</b>	<b>\$18,436,429.61</b>
Credits	551,666.66	6,525,639.04
Debits	(262,243.91)	(6,302,925.60)
Security Transfers	—	1,576,302.81
Accrued Interest On Security Transfers	—	(519,225.00)
<b>Net Credits/Debits/Transfers</b>	<b>\$289,422.75</b>	<b>\$1,279,791.25</b>
<b>Change in Value</b>	<b>(3,667,763.82)</b>	<b>(15,663,289.28)</b>
<b>TOTAL ENDING VALUE</b>	<b>\$4,052,931.58</b>	<b>\$4,052,931.58</b>

CHANGE IN VALUE OVER TIME

The display of market value (total account value) and net invested capital (total amount invested minus total withdrawn), demonstrates the impact of deposits and withdrawals.

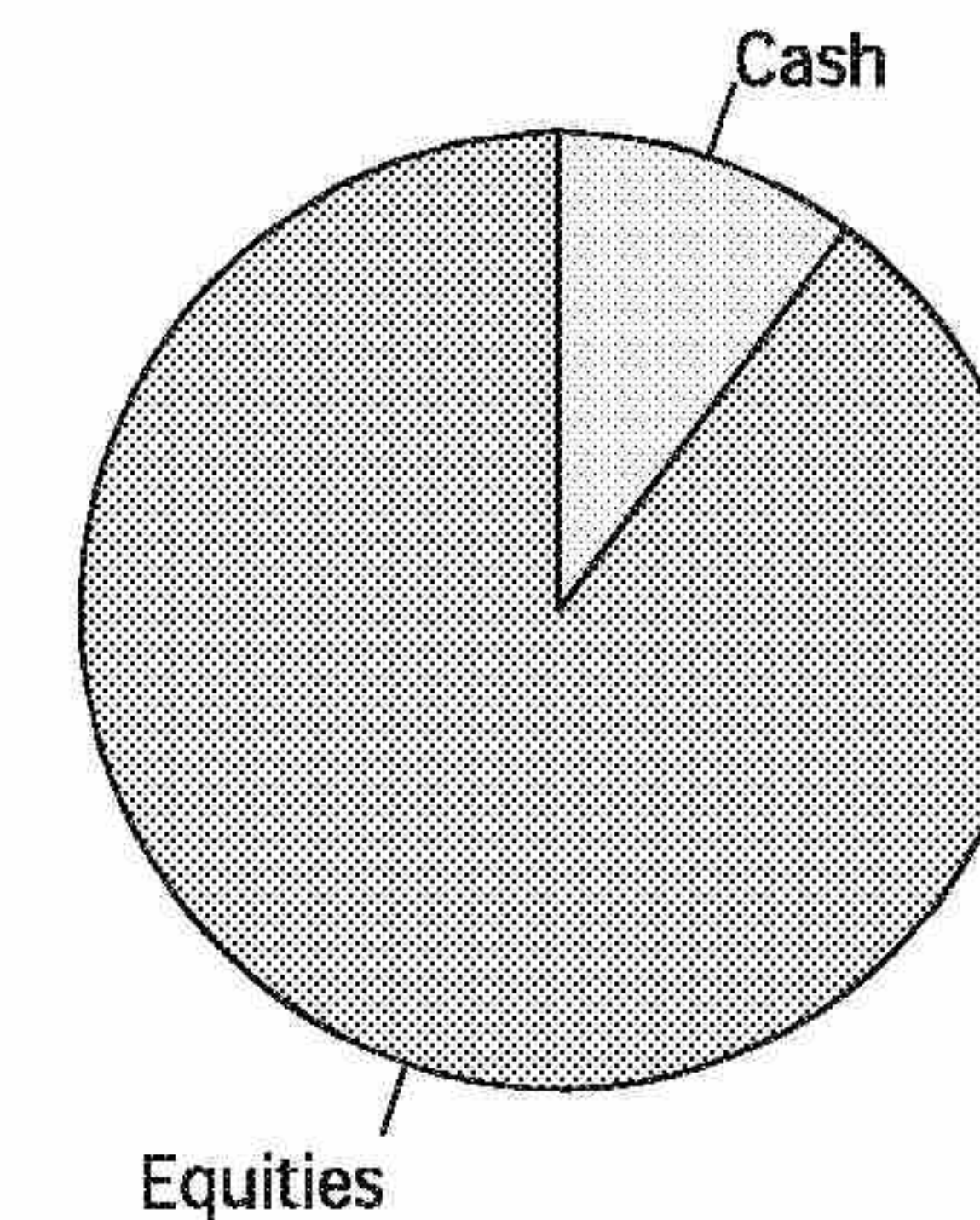


This graph does not reflect corrections to Net Invested Capital or Market Value made subsequent to the dates depicted. It may exclude transactions in Annuities or positions where we are not the custodian, which could delay the reporting of Market Value or affect the Net Invested Capital.

ASSET ALLOCATION (includes accrued interest)

	Market Value	Percentage
Cash	\$415,814.86	10.3
Equities	3,637,116.72	89.7
<b>TOTAL VALUE</b>	<b>\$4,052,931.58</b>	<b>100.0%</b>

FDIC rules apply and Bank Deposits are eligible for FDIC insurance but are not covered by SIPC. Cash and securities (including MMFs) are eligible for SIPC coverage. See Expanded Disclosures. Values may include assets externally held, which are provided to you as a courtesy, and may not be covered by SIPC. For additional information, refer to the corresponding section of this statement.



This allocation represents holdings on a trade date basis, and projected settled Cash/BDP and MMF balances. These classifications are not intended to serve as a suitability analysis.



## Account Summary

Active Assets Account  
654-031823-041RSB, LLC  
C/O DEVON ARCHER

## BALANCE SHEET (^ includes accrued interest)

	Last Period (as of 8/31/15)	This Period (as of 9/30/15)
Cash, BDP, MMFs	\$126,389.35	\$415,814.86
Stocks	7,304,883.30	3,637,116.72
<b>Total Assets</b>	<b>\$7,431,272.65</b>	<b>\$4,052,931.58</b>
<b>Total Liabilities</b> (outstanding balance)	—	—
<b>TOTAL VALUE</b>	<b>\$7,431,272.65</b>	<b>\$4,052,931.58</b>

## CASH FLOW

	This Period (9/1/15-9/30/15)	This Year (1/1/15-9/30/15)
<b>OPENING CASH, BDP, MMFs</b>	<b>\$126,389.35</b>	<b>\$460,642.76</b>
Purchases	—	(942,761.13)
Sales and Redemptions	—	675,189.23
Income and Distributions	2.76	30.56
<b>Total Investment Related Activity</b>	<b>\$2.76</b>	<b>\$(267,541.34)</b>
Checks Deposited	—	9,320.00
Electronic Transfers-Credits	551,666.66	6,328,939.00
Electronic Transfers-Debits	(191,300.00)	(5,314,050.27)
Other Credits	—	187,380.04
Other Debits	—	(187,380.04)
<b>Total Cash Related Activity</b>	<b>\$360,366.66</b>	<b>\$1,024,208.73</b>
Debit Card	—	(697.23)
Checks Written	(3,725.00)	(311,303.20)
Automated Payments	(67,218.91)	(489,494.86)
<b>Total Card/Check Activity</b>	<b>\$(70,943.91)</b>	<b>\$(801,495.29)</b>
<b>CLOSING CASH, BDP, MMFs</b>	<b>\$415,814.86</b>	<b>\$415,814.86</b>

## INCOME AND DISTRIBUTION SUMMARY

	This Period (9/1/15-9/30/15)	This Year (1/1/15-9/30/15)
Interest	\$2.76	\$30.56
<b>Total Taxable Income And Distributions</b>	<b>\$2.76</b>	<b>\$30.56</b>
<b>Total Tax-Exempt Income</b>	—	—
<b>TOTAL INCOME AND DISTRIBUTIONS</b>	<b>\$2.76</b>	<b>\$30.56</b>

Taxable and tax exempt income classifications are based on the characteristics of the underlying securities and not the taxable status of the account.

## GAIN/(LOSS) SUMMARY

	Realized This Period (9/1/15-9/30/15)	Realized This Year (1/1/15-9/30/15)	Unrealized Inception to Date (as of 9/30/15)
Short-Term Gain	—	\$4,231.79	—
Short-Term (Loss)	—	(13,136.62)	—
<b>Total Short-Term</b>	—	<b>\$(8,904.83)</b>	—

The Gain/(Loss) Summary, which may change due to basis adjustments, is provided for informational purposes and should not be used for tax preparation. Refer to Gain/(Loss) in the Expanded Disclosures.



**Account Detail** Active Assets Account: 654-031823-041 RSB, LLC  
C/O DEVON ARCHER

**Investment Objectives†:** Speculation, Capital Appreciation, Income, Aggressive Income

**Brokerage Account**

† Inform us if your investment objectives, as defined in the Expanded Disclosures, change.

**HOLDINGS**

*This section reflects positions purchased/sold on a trade date basis. "Market Value" and "Unrealized Gain/(Loss)" may not reflect the value that could be obtained in the market. Fixed Income securities are sorted by maturity or pre-refunding date, and alphabetically within date. Estimated Annual Income a) is calculated on a pre-tax basis, b) does not include any reduction for applicable non-US withholding taxes, c) may include return of principal or capital gains which could overstate such estimates, and d) for securities that have a defined maturity date within the next 12 months, is reflected only through maturity date. Actual income or yield may be lower or higher than the estimates. Current yield reflects the income generated by an investment, and does not reflect changes in its price. Structured Investments, identified on the Product Detail Description line as an "Asset Class," may appear in various statement product categories. When displayed, the accrued interest, annual income and current yield for those with a contingent income feature (e.g., Range Accrual Notes or contingent Income Notes) are estimates and assume specified accrual conditions are met during the relevant period and payment in full of all contingent interest. For Floating Rate Securities, the accrued interest, annual income and current yield are estimates based on the current floating coupon rate and may not reflect historic rates within the accrual period.*

**CASH, BANK DEPOSIT PROGRAM AND MONEY MARKET FUNDS**

*Cash, Bank Deposit Program, and Money Market Funds are generally displayed on a settlement date basis. You have the right to instruct us to liquidate your bank deposit balance(s) or shares of any money market fund balance(s) at any time and have the proceeds of such liquidation remitted to you. Estimated Annual Income, Accrued Interest, and APY% will only be displayed for fully settled positions.*

Description	Market Value	7-Day Current Yield %	Est Ann Income	APY %
<b>CASH</b>	<b>\$73,000.00</b>			
MORGAN STANLEY BANK N.A. #	245,001.89	—	25.00	0.010
MORGAN STANLEY PRIVATE BANK NA #	97,812.97	—	10.00	0.010
<b>BANK DEPOSITS</b>	<b>\$342,814.86</b>		<b>\$35.00</b>	
	<b>Percentage of Assets</b>	<b>Market Value</b>	<b>Est Ann Income</b>	
<b>CASH, BDP, AND MMFs</b>	<b>10.3%</b>	<b>\$415,814.86</b>	<b>\$35.00</b>	

# Bank Deposits are held at Morgan Stanley Bank, N.A. and/or Morgan Stanley Private Bank, National Association, affiliates of Morgan Stanley Smith Barney LLC and each a national bank and FDIC member.

**STOCKS**

**COMMON STOCKS**

Security Description	Trade Date	Quantity	Unit Cost	Share Price	Total Cost	Market Value	Unrealized Gain/(Loss)	Est Ann Income	Current Yield %
<b>CODE REBEL CORP COM RST</b>	—	510,831.000	—	\$7.120	Please Provide	<b>\$3,637,116.72</b>	N/A	—	—
<i>In Safekeeping: 510,831.000; Asset Class: Equities</i>									



Account Detail

Active Assets Account  
654-031823-041

RSB, LLC  
C/O DEVON ARCHER

	Percentage of Assets	Total Cost	Market Value	Unrealized Gain/(Loss)	Est Ann Income	Current Yield %
STOCKS	89.7%	\$0.00	\$3,637,116.72	\$0.00 ST	\$0.00	—
<hr/>						
	Percentage of Assets	Total Cost	Market Value	Unrealized Gain/(Loss)	Est Ann Income Accrued Interest	Current Yield %
TOTAL MARKET VALUE		\$0.00	\$4,052,931.58	\$0.00 ST	\$35.00 \$0.00	—
TOTAL VALUE (includes accrued interest)	100.0%		\$4,052,931.58			

Unrealized Gain/(Loss) totals only reflect positions that have both cost basis and market value information available. Cash, MMF, Deposits and positions stating 'Please Provide' are not included.

ALLOCATION OF ASSETS

	Cash	Equities	Fixed Income & Preferred Securities	Alternatives	Annuities & Insurance	Structured Investments	Other
Cash, BDP, MMFs	\$415,814.86	—	—	—	—	—	—
Stocks	—	\$3,637,116.72	—	—	—	—	—
<b>TOTAL ALLOCATION OF ASSETS</b>	<b>\$415,814.86</b>	<b>\$3,637,116.72</b>	—	—	—	—	—

ACTIVITY

CASH FLOW ACTIVITY BY DATE

Transaction Settlement							
Date	Date	Activity Type	Description	Comments	Quantity	Price	Credits/(Debits)
9/1	9/1	Funds Transferred	WIRED FUNDS SENT	BENE: OWASCO, PC ACCT: XXXXXX5142			\$(5,000.00)
9/1	9/1	Online Transfer	FUNDS TRANSFERRED	CONFIRMATION # 41496424 TO 654-031822			(10,000.00)
9/3	9/3	Funds Transferred	WIRED FUNDS SENT	BENE: ROBERT BIDEN ACCT: XXXXX0876			(5,000.00)
9/4	9/4	Automated Payment	J CONDOMINIUM SO 1010888706	AUTOMATIC BILL PAYMENT			(906.74)
9/9	9/9	Automated Payment	BANK OF THE WEST IC PAYMENT	AUTOMATIC BILL PAYMENT			(1,326.48)
9/9	9/9	Funds Transferred	WIRED FUNDS SENT	BENE: LEXVEST GROUP ACCT: XXXX0975			(5,000.00)
9/10	9/10	Funds Received	WIRED FUNDS RECEIVED	CITY NATIONAL BANK MBLOOM BDC ADVISOR LLC			275,000.00



Account Detail

Active Assets Account  
654-031823-041

RSB, LLC  
C/O DEVON ARCHER

CASH FLOW ACTIVITY BY DATE (CONTINUED)

Transaction Settlement							
Date	Date	Activity Type	Description	Comments	Quantity	Price	Credits/(Debits)
9/10	9/14	Check	THE WOLFF LAW FIRM	Check # 1118			(3,725.00)
9/14	9/14	Funds Transferred	WIRED FUNDS SENT	BENE: MCG AUTOMOTIVE LLC ACCT: XXXXXX0802			(1,300.00)
9/15	9/15	Automated Payment	AMEX EPayment ACH PMT	AUTOMATIC BILL PAYMENT			(48,189.46)
9/16	9/16	Funds Transferred	WIRED FUNDS SENT	BENE: ROBERT BIDEN ACCT: XXXXX0876			(19,000.00)
9/16	9/16	Funds Transferred	WIRED FUNDS SENT	BENE: SEBASTIAN MOMTAZI ACCT: XXXXX9111			(15,000.00)
9/17	9/17	Funds Received	WIRED FUNDS RECEIVED	AS PRIVATBANK BURISMA HOLDINGS LIMITED			83,333.33
9/17	9/17	Funds Received	WIRED FUNDS RECEIVED	AS PRIVATBANK BURISMA HOLDINGS LIMITED			83,333.33
9/18	9/18	Funds Received	WIRED FUNDS RECEIVED	FIRST REPUBLIC BANK RSTP MANAGEMENT LLC			18,000.00
9/24	9/24	Funds Transferred	WIRED FUNDS SENT	BENE: THE WOLFF LAW FIRM TRUST ACCT: XXXXXX8399			(100,000.00)
9/28	9/28	Online Transfer	FUNDS TRANSFERRED	CONFIRMATION # 42345599 TO 654-028322			(12,000.00)
9/29	9/29	Automated Payment	AMEX EPayment ACH PMT	AUTOMATIC BILL PAYMENT			(13,796.23)
9/30	9/30	Funds Received	WIRED FUNDS RECEIVED	FIRST BANK FRANCISCO JOSE MARTIN			39,000.00
9/30	9/30	Funds Received	WIRED FUNDS RECEIVED	JPMCLEARING CORP SEYMOUR CAPITAL LTD			27,000.00
9/30	9/30	Funds Received	WIRED FUNDS RECEIVED	JPMCLEARING CORP THUNDER VALLEY ENGINEERING LTD			26,000.00
9/30	9/30	Interest Income	MORGAN STANLEY BANK N.A. (Period 09/01-09/30)				1.89
9/30	9/30	Interest Income	MORGAN STANLEY PRIVATE BANK NA (Period 09/10-09/30)				0.87
9/30	9/30	Automated Payment	BANK OF AMERICA ONLINE PMT	AUTOMATIC BILL PAYMENT			(3,000.00)
9/30	9/30	Funds Transferred	WIRED FUNDS SENT	BENE: ROBERT BIDEN ACCT: XXXXX0876			(19,000.00)
<b>NET CREDITS/(DEBITS)</b>							<b>\$289,425.51</b>



Account Detail

Active Assets Account  
654-031823-041

RSB, LLC  
C/O DEVON ARCHER

DEBIT CARD & CHECKING ACTIVITY

CHECKS WRITTEN

Date Written	Date Paid	Check Number	Activity Type	Payee	Expense Category	Credits/(Debits)
9/10	9/14	1118	Check	THE WOLFF LAW FIRM		\$(3,725.00)
<b>TOTAL CHECKS WRITTEN</b>						<b>\$(3,725.00)</b>

AUTOMATED PAYMENTS

Bill pay and other electronic activity, which may include checks you wrote that were processed by Automated Clearing House processing.

Date of Payment	Date Paid	Activity Type	Payee	Credits/(Debits)
9/4	9/4	Automated Payment	J CONDOMINIUM SO 1010888706	\$(906.74)
9/9	9/9	Automated Payment	BANK OF THE WEST IC PAYMENT	(1,326.48)
9/15	9/15	Automated Payment	AMEX EPayment ACH PMT	(48,189.46)
9/29	9/29	Automated Payment	AMEX EPayment ACH PMT	(13,796.23)
9/30	9/30	Automated Payment	BANK OF AMERICA ONLINE PMT	(3,000.00)
<b>TOTAL AUTOMATED PAYMENTS</b>				<b>\$(67,218.91)</b>

MONEY MARKET FUND (MMF) AND BANK DEPOSIT PROGRAM ACTIVITY

Date	Activity Type	Description	Credits/(Debits)
9/1	Automatic Redemption	BANK DEPOSIT PROGRAM	\$(15,000.00)
9/3	Automatic Redemption	BANK DEPOSIT PROGRAM	(5,000.00)
9/4	Automatic Redemption	BANK DEPOSIT PROGRAM	(906.74)
9/9	Automatic Redemption	BANK DEPOSIT PROGRAM	(1,326.48)
9/10	Automatic Investment	BANK DEPOSIT PROGRAM	270,000.00
9/14	Automatic Redemption	BANK DEPOSIT PROGRAM	(3,725.00)
9/15	Automatic Redemption	BANK DEPOSIT PROGRAM	(49,489.46)
9/16	Automatic Redemption	BANK DEPOSIT PROGRAM	(15,000.00)
9/17	Automatic Investment	BANK DEPOSIT PROGRAM	147,666.66
9/18	Automatic Investment	BANK DEPOSIT PROGRAM	18,000.00
9/24	Automatic Redemption	BANK DEPOSIT PROGRAM	(100,000.00)
9/28	Automatic Redemption	BANK DEPOSIT PROGRAM	(12,000.00)
9/29	Automatic Redemption	BANK DEPOSIT PROGRAM	(13,796.23)
9/30	Automatic Investment	BANK DEPOSIT PROGRAM	1.89
9/30	Automatic Investment	BANK DEPOSIT PROGRAM	0.87



Account Detail

Active Assets Account  
654-031823-041

RSB, LLC  
C/O DEVON ARCHER

**MONEY MARKET FUND (MMF) AND BANK DEPOSIT PROGRAM ACTIVITY (CONTINUED)**

Date	Activity Type	Description	Credits/(Debits)
9/30	Automatic Redemption	BANK DEPOSIT PROGRAM	(3,000.00)
<b>NET ACTIVITY FOR PERIOD</b>			<b>\$216,425.51</b>

**COPIES OF THIS STATEMENT HAVE ALSO BEEN SENT TO:**

LOUIS PLUNG AND COMPANY, LLP

**MESSAGES**


**Statement of Financial Condition**

At June 30, 2015 Morgan Stanley Smith Barney LLC had net capital of \$5,031 which exceeded the Securities and Exchange Commission's minimum requirement by \$4,868. A copy of the Morgan Stanley Smith Barney LLC Consolidated Statement of Financial Condition at June 30, 2015 can be viewed online at: [http://www.morganstanley.com/about-us-ir/shareholder/morganstanley\\_smithbarney\\_llc.pdf](http://www.morganstanley.com/about-us-ir/shareholder/morganstanley_smithbarney_llc.pdf) or may be mailed to you at no cost by calling 1 (866) 825-1675, after September 15, 2015.

**Sign up for eDelivery of your Statements Today**

Would you like to receive your Statements and other documents faster, more securely and with the added benefit of reducing paper mail? Simply visit [www.morganstanley.com/edelivery](http://www.morganstanley.com/edelivery) to set your eDelivery preferences today. Please note, if you have not already, you will first need to register for Morgan Stanley Online, to make your eDelivery selections.





**This page intentionally left blank**



**CLIENT STATEMENT** | For the Period October 1-31, 2015

**STATEMENT FOR:**  
RSB, LLC  
C/O DEVON ARCHER

**TOTAL VALUE OF YOUR ACCOUNT** (as of 10/31/15)  
*Includes Accrued Interest*

**\$2,616,408.01**

*Morgan Stanley Private Wealth Management, a division of Morgan Stanley Smith Barney LLC.  
Member SIPC.*

**Your Private Wealth Advisor Team**  
WOOL/NILES  
212-893-6507

**Your Branch**  
399 PARK AVE 12TH FL  
NEW YORK, NY 10022  
Telephone: 212-893-6300; Alt. Phone: 800-223-0270; Fax: 212-893-6301

#BWNJGWM

RSB, LLC  
C/O DEVON ARCHER  
152 W 57TH ST  
47TH FL  
NEW YORK NY 10019-3480

**Client Service Center** (24 Hours a Day; 7 Days a Week) : 800-668-8168

**Access Your Account Online:** [www.morganstanley.com/PWM](http://www.morganstanley.com/PWM)

654 - 031823 - 041 - 1 - 0



## Standard Disclosures

The following Disclosures are applicable to the enclosed statement(s). Expanded Disclosures are attached to your most recent June and December statement (or your first Statement if you have not received a statement for those months). The Expanded Disclosures are also available by selecting Account Documents when you log on to [www.morganstanley.com/online](http://www.morganstanley.com/online) or, call 800-869-3326.

### Questions?

Questions regarding your account may be directed to your Financial Advisor or the Branch Manager for the branch office where you maintain your account. If you require further assistance, call Client Service Center at (800) 869-3326 or for account-related concerns call our Client Advocate at (866) 227-2256.

### Errors and Inquiries

It is your responsibility to review your statement promptly and to seek immediate clarification about entries that you do not understand or believe were made in error by contacting the Branch Manager of the office where you maintain your account. Oral communications regarding any inaccuracy or discrepancy in this statement should be re-confirmed in writing to further protect your rights, including rights under the Securities Investor Protection Act (SIPA). Your statement will be deemed correct unless we receive a written inquiry of a suspected error. See your account documentation for special rules regarding your rights and responsibilities with respect to erroneous electronic fund transfers, including a description of the transfers covered.

### Availability of Free Credit Balances and Financial Statements

Under the customer protection rules of the SEC [17 CFR §240.15c3-3], we may use funds comprising free credit balances carried for customer accounts here, provided that these funds are payable to customers on demand (i.e., are free of a lien or right of set-off in our favor or on behalf of some third party to whom you have given control). A financial statement of this organization is available for your personal inspection at its offices, or a copy will be mailed to you upon your written request.

### Listed Options

Information with respect to commissions and other charges related to the execution of options transactions has been included in confirmations of such transactions previously furnished to you and such information will be made available to you promptly at your request. Promptly advise us of any material change in your investment objectives or financial situation.

**Important Information if you are a Margin Customer**(not available for certain retirement accounts)

If you have margin privileges, you may borrow money from us in exchange for pledging assets in your accounts as collateral for any outstanding margin loan. The amount you may borrow is based on the

value of the eligible securities in your margin accounts. If a security has eligible shares, the number of shares pledged as collateral will be indicated below the position.

### Margin Interest Charges

We calculate interest charges on margin loans as follows: (1) multiply the applicable margin interest rate by the daily close of business net settled debit balance, and (2) divide by 360 (days). Margin interest accrues daily throughout the month and is added to your debit balance at month-end. The month-end interest charge is the sum of the daily accrued interest calculations for the month. We add the accrued interest to your debit balance and start a new calculation each time the applicable interest rate changes and at the close of every statement month. For current margin loan interest rates, go to [www.morganstanley.com/online/MIRates](http://www.morganstanley.com/online/MIRates).

### Information regarding Special Memorandum Account

If you have a Margin Account, this is a combined statement of your Margin Account and Special Memorandum Account maintained for you under Section 220.5 of Regulation T issued by the Board of Governors of the Federal Reserve System. The permanent record of the Special Memorandum Account as required by Regulation T is available for your inspection at your request.

### Important Information About Auction Rate Securities

Due to market conditions, certain Auction Rate Securities experience no or limited liquidity. Therefore, the price(s) for any Auction Rate Securities shown on this statement may not reflect the price(s) you would receive upon a sale at auction or in a secondary market transaction, and are not an indication of any offer to purchase at such price.

### Structured Investments Risks and Considerations

Structured Investments (Structured Products) are complex products and may be subject to special risks. Investors should consider the concentration risk of owning the related security and their total exposure to any underlying asset. Structured Investments, which may appear in various statement product categories and are identified on the Position Description Details line as "Asset Class: Struct Inv," may not perform in a manner consistent with the statement product category where they appear and therefore may not satisfy portfolio asset allocation needs for that category.

### Security Measures

This statement features several embedded security elements to safeguard its authenticity. One is a unique security mark—a blue rectangle printed in heat-sensitive ink on the back of every page. When exposed to warmth, the blue rectangle will disappear, and then reappear.

### SIPC Protection

We are a member of Securities Investor Protection Corporation (SIPC), which protects securities of its customers up to \$500,000 (including \$250,000 for claims for cash). An explanatory brochure is available upon request or at [www.sipc.org](http://www.sipc.org). Losses due to market fluctuation are not protected by SIPC and assets not held with us may not be covered by SIPC protection. To obtain information about SIPC, including an explanatory SIPC brochure, contact SIPC at 1-202-371-8300 or visit [www.sipc.org](http://www.sipc.org).

### Transaction Dates and Conditions

Upon written request, we will furnish the date and time of a transaction and the name of the other party to a transaction. We and/or our affiliates may accept benefits that constitute payment for order flow. Details regarding these benefits and the source and amount of any other remuneration received or to be received by us in connection with any transaction will be furnished upon written request.

### Equity Research Ratings Definitions and Global Investment Manager Analysis Status

Some equity securities may have research ratings from Morgan Stanley & Co. LLC or Standard & Poor's. Research ratings are the research providers' opinions and not representations or guarantees of performance. For more information about each research provider's rating system, see the Research Ratings on your most recent June or December statement (or your first statement if you have not received a statement for those months), go to [www.morganstanley.com/online](http://www.morganstanley.com/online) or refer to the research provider's research report. Research reports contain more complete information concerning the analyst's views and you should read the entire research report and not infer its contents from the rating alone. If your account contains an advisory component or is an advisory account, a GIMA status will apply.

**Credit Ratings from Moody's Investors Service and Standard & Poor's**  
The credit rating from Moody's Investors Service and Standard & Poor's may be shown for certain securities. All credit ratings represent the opinions of the provider and are not representations or guarantees of performance. Your Financial Advisor will be pleased to provide you with further information or assistance in interpreting these credit ratings.

Revised 10/2015



Account Summary

Active Assets Account  
654-031823-041

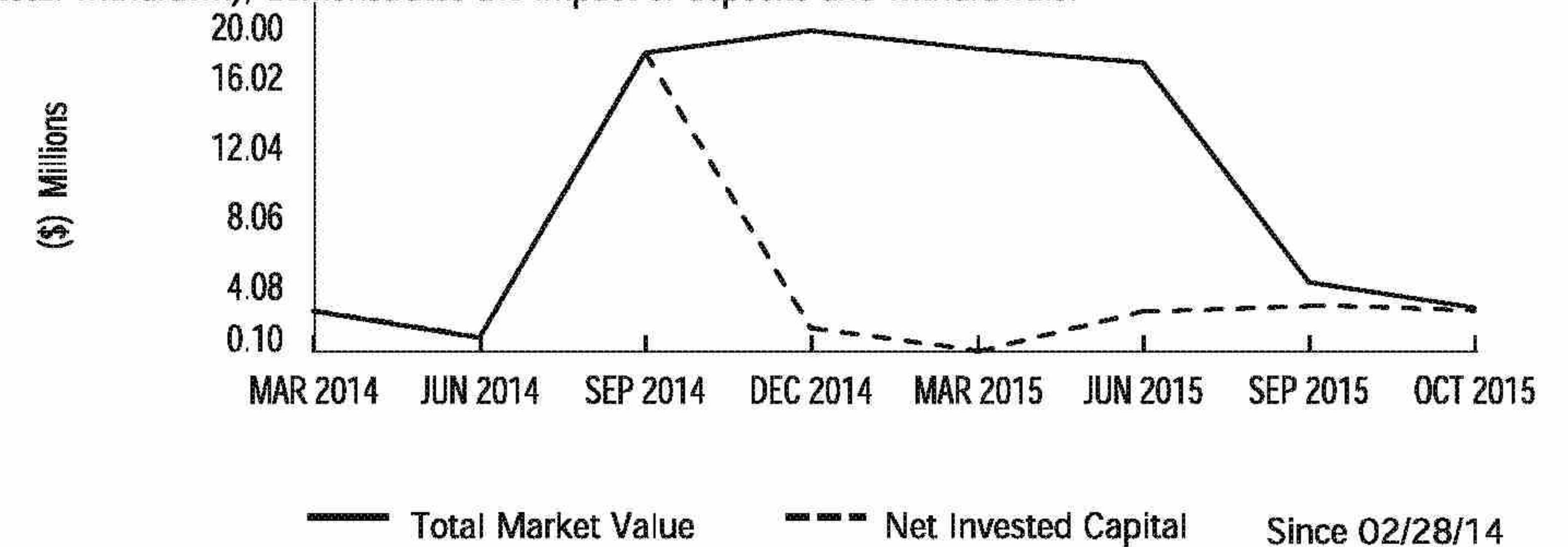
RSB, LLC  
C/O DEVON ARCHER

CHANGE IN VALUE OF YOUR ACCOUNTS (includes accrued interest)

	This Period (10/1/15-10/31/15)	This Year (1/1/15-10/31/15)
<b>TOTAL BEGINNING VALUE</b>	<b>\$4,052,931.58</b>	<b>\$18,436,429.61</b>
Credits	1,960,647.80	8,486,286.84
Debits	(2,293,726.22)	(8,596,651.82)
Security Transfers	—	1,576,302.81
Accrued Interest On Security Transfers	—	(519,225.00)
<b>Net Credits/Debits/Transfers</b>	<b>\$(333,078.42)</b>	<b>\$946,712.83</b>
<b>Change in Value</b>	<b>(1,103,445.15)</b>	<b>(16,766,734.43)</b>
<b>TOTAL ENDING VALUE</b>	<b>\$2,616,408.01</b>	<b>\$2,616,408.01</b>

CHANGE IN VALUE OVER TIME

The display of market value (total account value) and net invested capital (total amount invested minus total withdrawn), demonstrates the impact of deposits and withdrawals.

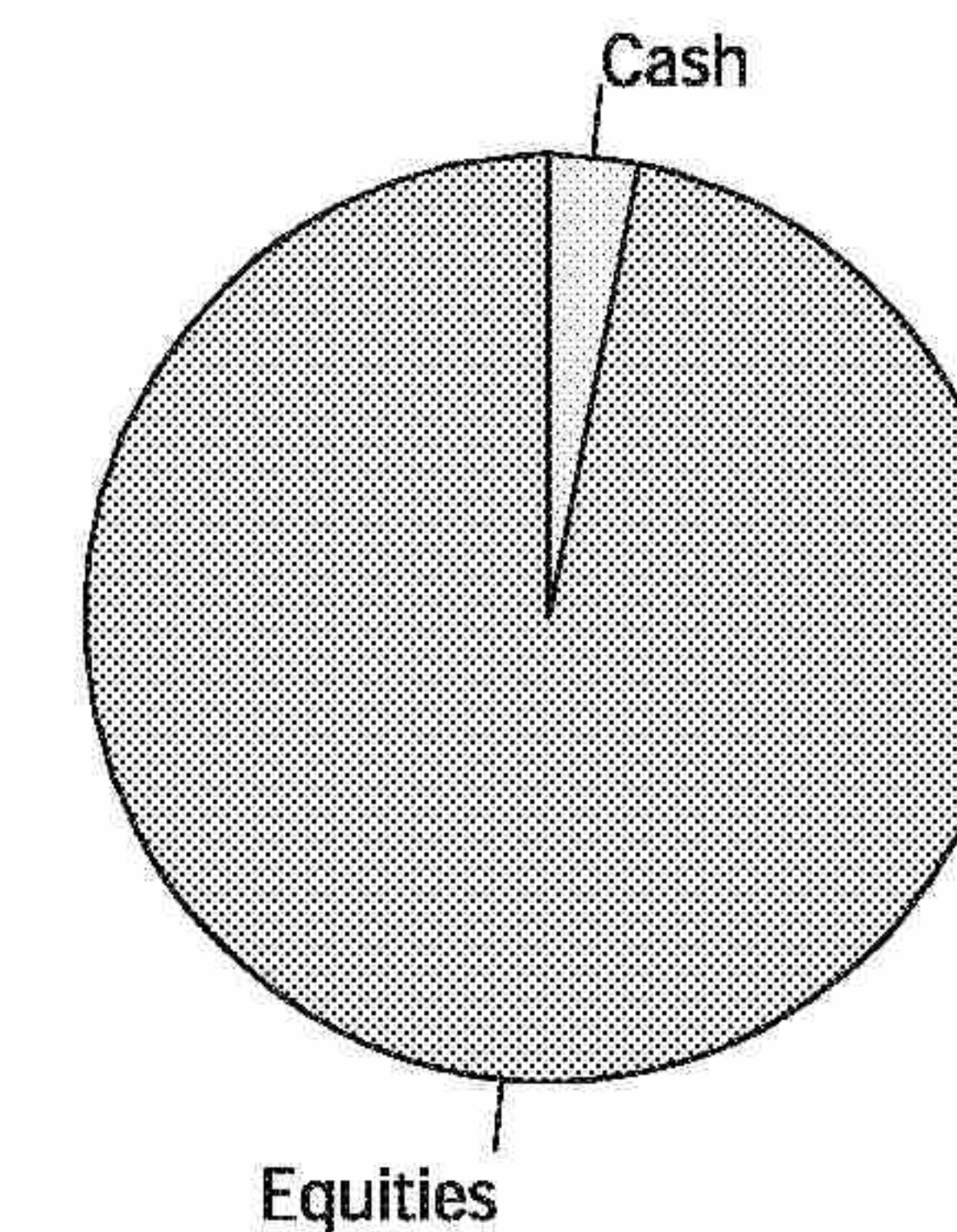


This graph does not reflect corrections to Net Invested Capital or Market Value made subsequent to the dates depicted. It may exclude transactions in Annuities or positions where we are not the custodian, which could delay the reporting of Market Value or affect the Net Invested Capital.

ASSET ALLOCATION (includes accrued interest)

	Market Value	Percentage
Cash	\$82,737.34	3.16
Equities	2,533,670.67	96.84
<b>TOTAL VALUE</b>	<b>\$2,616,408.01</b>	<b>100.00%</b>

FDIC rules apply and Bank Deposits are eligible for FDIC insurance but are not covered by SIPC. Cash and securities (including MMFs) are eligible for SIPC coverage. See Expanded Disclosures. Values may include assets externally held, which are provided to you as a courtesy, and may not be covered by SIPC. For additional information, refer to the corresponding section of this statement.



This asset allocation represents holdings on a trade date basis, and projected settled Cash/BDP and MMF balances. These classifications do not constitute a recommendation and may differ from the classification of instruments for regulatory or tax purposes. See Structured Investments Risks in the Disclosures.



## Account Summary

Active Assets Account RSB, LLC  
654-031823-041 C/O DEVON ARCHER

## BALANCE SHEET (^ includes accrued interest)

	Last Period (as of 9/30/15)	This Period (as of 10/31/15)
Cash, BDP, MMFs	\$415,814.86	\$82,737.34
Stocks	3,637,116.72	2,533,670.67
<b>Total Assets</b>	<b>\$4,052,931.58</b>	<b>\$2,616,408.01</b>
<b>Total Liabilities</b> (outstanding balance)	—	—
<b>TOTAL VALUE</b>	<b>\$4,052,931.58</b>	<b>\$2,616,408.01</b>

## CASH FLOW

	This Period (10/1/15-10/31/15)	This Year (1/1/15-10/31/15)
<b>OPENING CASH, BDP, MMFs</b>	<b>\$415,814.86</b>	<b>\$460,642.76</b>
Purchases	—	(942,761.13)
Sales and Redemptions	—	675,189.23
Income and Distributions	0.90	31.46
<b>Total Investment Related Activity</b>	<b>\$0.90</b>	<b>\$(267,540.44)</b>
Checks Deposited	—	9,320.00
Electronic Transfers-Credits	1,960,647.80	8,289,586.80
Electronic Transfers-Debits	(2,061,470.42)	(7,375,520.69)
Other Credits	—	187,380.04
Other Debits	—	(187,380.04)
<b>Total Cash Related Activity</b>	<b>\$(100,822.62)</b>	<b>\$923,386.11</b>
Debit Card	—	(697.23)
Checks Written	(180,395.00)	(491,698.20)
Automated Payments	(51,860.80)	(541,355.66)
<b>Total Card/Check Activity</b>	<b>\$(232,255.80)</b>	<b>\$(1,033,751.09)</b>
<b>CLOSING CASH, BDP, MMFs</b>	<b>\$82,737.34</b>	<b>\$82,737.34</b>

## INCOME AND DISTRIBUTION SUMMARY

	This Period (10/1/15-10/31/15)	This Year (1/1/15-10/31/15)
Interest	\$0.90	\$31.46
<b>Total Taxable Income And Distributions</b>	<b>\$0.90</b>	<b>\$31.46</b>
<b>Total Tax-Exempt Income</b>	—	—
<b>TOTAL INCOME AND DISTRIBUTIONS</b>	<b>\$0.90</b>	<b>\$31.46</b>

Taxable and tax exempt income classifications are based on the characteristics of the underlying securities and not the taxable status of the account.

## GAIN/(LOSS) SUMMARY

	Realized This Period (10/1/15-10/31/15)	Realized This Year (1/1/15-10/31/15)	Unrealized Inception to Date (as of 10/31/15)
Short-Term Gain	—	\$4,231.79	—
Short-Term (Loss)	—	(13,136.62)	—
<b>Total Short-Term</b>	—	<b>\$(8,904.83)</b>	—

The Gain/(Loss) Summary, which may change due to basis adjustments, is provided for informational purposes and should not be used for tax preparation. Refer to Gain/(Loss) in the Expanded Disclosures.



**Account Detail** Active Assets Account: 654-031823-041 RSB, LLC  
C/O DEVON ARCHER

**Investment Objectives†:** Speculation, Capital Appreciation, Income, Aggressive Income  
 † Inform us if your investment objectives, as defined in the Expanded Disclosures, change.

**Brokerage Account**

**HOLDINGS**

*This section reflects positions purchased/sold on a trade date basis. "Market Value" and "Unrealized Gain/(Loss)" may not reflect the value that could be obtained in the market. Fixed Income securities are sorted by maturity or pre-refunding date, and alphabetically within date. Estimated Annual Income a) is calculated on a pre-tax basis, b) does not include any reduction for applicable non-US withholding taxes, c) may include return of principal or capital gains which could overstate such estimates, and d) for securities that have a defined maturity date within the next 12 months, is reflected only through maturity date. Actual income or yield may be lower or higher than the estimates. Current yield reflects the income generated by an investment, and does not reflect changes in its price. Structured Investments, identified on the Position Description Details line as "Asset Class: Struct Inv," may appear in various statement product categories. When displayed, the accrued interest, annual income and current yield for those with a contingent income feature (e.g., Range Accrual Notes or Contingent Income Notes) are estimates and assume specified accrual conditions are met during the relevant period and payment in full of all contingent interest. For Floating Rate Securities, the accrued interest, annual income and current yield are estimates based on the current floating coupon rate and may not reflect historic rates within the accrual period.*

**CASH, BANK DEPOSIT PROGRAM AND MONEY MARKET FUNDS**

*Cash, Bank Deposit Program, and Money Market Funds are generally displayed on a settlement date basis. You have the right to instruct us to liquidate your bank deposit balance(s) or shares of any money market fund balance(s) at any time and have the proceeds of such liquidation remitted to you. Estimated Annual Income, Accrued Interest, and APY% will only be displayed for fully settled positions.*

Description	Market Value	7-Day Current Yield %	Est Ann Income	APY %
MORGAN STANLEY BANK N.A. #	\$82,737.34	—	\$8.00	0.010

	Percentage of Assets	Market Value	Est Ann Income
CASH, BDP, AND MMFs	3.16%	\$82,737.34	\$8.00

# Bank Deposits are held at Morgan Stanley Bank, N.A. and/or Morgan Stanley Private Bank, National Association, affiliates of Morgan Stanley Smith Barney LLC and each a national bank and FDIC member.

**STOCKS**

**COMMON STOCKS**

Security Description	Trade Date	Quantity	Unit Cost	Share Price	Total Cost	Market Value	Unrealized Gain/(Loss)	Est Ann Income	Current Yield %
CODE REBEL CORP COM RST <i>In Safekeeping: 510,831.000; Asset Class: Equities</i>	—	510,831.000	—	\$4.960	Please Provide	\$2,533,670.67	N/A	—	—

	Percentage of Assets	Total Cost	Market Value	Unrealized Gain/(Loss)	Est Ann Income	Current Yield %
STOCKS	96.84%	\$0.00	\$2,533,670.67	\$0.00	—	—



Account Detail

Active Assets Account  
654-031823-041

RSB, LLC  
C/O DEVON ARCHER

	Percentage of Assets	Total Cost	Market Value	Unrealized Gain/(Loss)	Est Ann Income Accrued Interest	Current Yield %
<b>TOTAL MARKET VALUE</b>		<b>\$0.00</b>	<b>\$2,616,408.01</b>		<b>\$8.00</b>	<b>—</b>
					<b>\$0.00</b>	
<b>TOTAL VALUE</b> (includes accrued interest)	<b>100.00%</b>		<b>\$2,616,408.01</b>			

Unrealized Gain/(Loss) totals only reflect positions that have both cost basis and market value information available. Cash, MMF, Deposits and positions stating 'Please Provide' are not included.

ALLOCATION OF ASSETS

	Cash	Equities	Fixed Income & Preferred Securities	Alternatives	Annuities & Insurance	Structured Investments	Other
Cash, BDP, MMFs	\$82,737.34	—	—	—	—	—	—
Stocks	—	\$2,533,670.67	—	—	—	—	—
<b>TOTAL ALLOCATION OF ASSETS</b>	<b>\$82,737.34</b>	<b>\$2,533,670.67</b>	<b>—</b>	<b>—</b>	<b>—</b>	<b>—</b>	<b>—</b>

ACTIVITY

CASH FLOW ACTIVITY BY DATE

Transaction Settlement							
Date	Date	Activity Type	Description	Comments	Quantity	Price	Credits/(Debits)
9/25	10/6	Check	US TREASURY	Check # 1123			\$(173,729.00)
9/25	10/5	Check	COMM OF TAXATION & FIN	Check # 1126			(3,741.00)
9/25	10/7	Check	ARKANSAS DEPARTMENT OF & ADMIN	Check # 1124			(63.00)
9/25	10/7	Check	LA DEPT OF REV	Check # 1125			(12.00)
9/28	10/2	Check	LOU'S AND COMPANY	Check # 1128			(2,750.00)
9/28	10/1	Check	MARTHA FARED	Check # 1127			(100.00)
10/1	10/1	Funds Received	WIRED FUNDS RECEIVED	US BANCORP TRUST NATIONAL ASSO WAKPAMNI LAKE COMMUNITY CORPOR			903,000.00
10/1	10/1	Funds Transferred	WIRED FUNDS SENT	BENE: BURNHAM FINANCIAL GROUP ACCT: XXXXXXXX4969			(750,000.00)
10/1	10/1	Funds Transferred	WIRED FUNDS SENT	BENE: BURNHAM FINANCIAL GROUP ACCT: XXXXXXXX4969			(198,000.00)
10/1	10/1	Funds Transferred	WIRED FUNDS SENT	BENE: BURNHAM FINANCIAL GROUP ACCT: XXXXXXXX4969			(150,000.00)
10/2	10/2	Funds Received	WIRED FUNDS RECEIVED	PERSHING LLC THUNDER VALLEY ENGINEERING LTD			86,000.00
10/2	10/2	Online Transfer	FUNDS TRANSFERRED	CONFIRMATION # 42796339 FROM 654-028322			12,000.00



## Account Detail

Active Assets Account  
654-031823-041RSB, LLC  
C/O DEVON ARCHER

## CASH FLOW ACTIVITY BY DATE (CONTINUED)

Transaction Settlement							
Date	Date	Activity Type	Description	Comments	Quantity	Price	Credits/(Debits)
10/2	10/2	Online Transfer	FUNDS TRANSFERRED	CONFIRMATION # 42796396 TO 654-031822			(12,000.00)
10/5	10/5	Automated Payment	J CONDOMINIUM SO 1010888706	AUTOMATIC BILL PAYMENT			(906.74)
10/5	10/5	Funds Transferred	WIRED FUNDS SENT	BENE: ROBERT BIDEN ACCT: XXXXX0876			(15,000.00)
10/9	10/9	Automated Payment	BANK OF THE WEST IC PAYMENT	AUTOMATIC BILL PAYMENT			(1,326.48)
10/12	10/12	Cash Transfer	CASH ADJUSTMENT	REV INCOMING WIRE			(903,000.00)
10/13	10/13	Interest Income	MORGAN STANLEY BANK N.A.				0.54
10/13	10/13	Interest Income	MORGAN STANLEY PRIVATE BANK NA				0.06
10/16	10/16	Funds Received	WIRED FUNDS RECEIVED	BANK OF AMERICA NA NY BURNHAM FINANCIAL GROUP INC.			750,000.00
10/16	10/16	Funds Received	WIRED FUNDS RECEIVED	AS PRIVATBANK BURISMA HOLDINGS LIMITED			83,333.33
10/16	10/16	Funds Received	WIRED FUNDS RECEIVED	AS PRIVATBANK BURISMA HOLDINGS LIMITED			83,333.33
10/16	10/16	Funds Received	WIRED FUNDS RECEIVED	AS PRIVATBANK BURISMA HOLDINGS LIMITED			4,737.58
10/19	10/19	Funds Received	WIRED FUNDS RECEIVED	NORVIK BANKA JSC 1/AS 'NORVIK BANKA'			10,214.94
10/19	10/19	Funds Transferred	WIRED FUNDS SENT	BENE: ROBERT BIDEN ACCT: XXXXX0876			(6,333.40)
10/20	10/20	Automated Payment	AMEX EPayment ACH PMT	AUTOMATIC BILL PAYMENT			(46,627.58)
10/22	10/22	Online Transfer	FUNDS TRANSFERRED	CONFIRMATION # 43415091 TO 654-031822			(7,000.00)
10/23	10/23	Cash Transfer	FUNDS TRANSFERRED	CONFIRMATION # 43470299 FROM 654-031880			20,140.00
10/23	10/23	Funds Transferred	WIRED FUNDS SENT	BENE: ARCADIA RESOURCES INVEST ACCT: XXXXXX1978			(20,137.02)
10/28	10/28	Funds Received	WIRED FUNDS RECEIVED	NORVIK BANKA JSC 1/AS 'NORVIK BANKA'			7,888.62
10/30	10/30	Interest Income	MORGAN STANLEY BANK N.A. (Period 10/01-10/31)				0.30
10/30	10/30	Automated Payment	BANK OF AMERICA ONLINE PMT	AUTOMATIC BILL PAYMENT			(3,000.00)
<b>NET CREDITS/(DEBITS)</b>							<b>\$(333,077.52)</b>



## Account Detail

Active Assets Account  
654-031823-041RSB, LLC  
C/O DEVON ARCHER

## DEBIT CARD &amp; CHECKING ACTIVITY

## CHECKS WRITTEN

Date Written	Date Paid	Check Number	Activity Type	Payee	Expense Category	Credits/(Debits)
9/25	10/6	1123	Check	US TREASURY		\$(173,729.00)
9/25	10/7	1124	Check	ARKANSAS DEPARTMENT OF & ADMIN		(63.00)
9/25	10/7	1125	Check	LA DEPT OF REV		(12.00)
9/25	10/5	1126	Check	COMM OF TAXATION & FIN		(3,741.00)
9/28	10/1	1127	Check	MARTHA FARED		(100.00)
9/28	10/2	1128	Check	LOU'S AND COMPANY		(2,750.00)
<b>TOTAL CHECKS WRITTEN</b>						<b>\$(180,395.00)</b>

## AUTOMATED PAYMENTS

Bill pay and other electronic activity, which may include checks you wrote that were processed by Automated Clearing House processing.

Date of Payment	Date Paid	Activity Type	Payee	Credits/(Debits)
10/5	10/5	Automated Payment	J CONDOMINIUM SO 1010888706	\$(906.74)
10/9	10/9	Automated Payment	BANK OF THE WEST IC PAYMENT	(1,326.48)
10/20	10/20	Automated Payment	AMEX EPayment ACH PMT	(46,627.58)
10/30	10/30	Automated Payment	BANK OF AMERICA ONLINE PMT	(3,000.00)
<b>TOTAL AUTOMATED PAYMENTS</b>				<b>\$(51,860.80)</b>

## MONEY MARKET FUND (MMF) AND BANK DEPOSIT PROGRAM ACTIVITY

Date	Activity Type	Description	Credits/(Debits)
10/1	Automatic Redemption	BANK DEPOSIT PROGRAM	\$(122,100.00)
10/2	Automatic Investment	BANK DEPOSIT PROGRAM	83,250.00
10/5	Automatic Redemption	BANK DEPOSIT PROGRAM	(19,647.74)
10/6	Automatic Redemption	BANK DEPOSIT PROGRAM	(173,729.00)
10/7	Automatic Redemption	BANK DEPOSIT PROGRAM	(75.00)
10/9	Automatic Redemption	BANK DEPOSIT PROGRAM	(1,326.48)
10/13	Automatic Redemption	BANK DEPOSIT PROGRAM	(109,186.64)
10/19	Automatic Investment	BANK DEPOSIT PROGRAM	131,473.02
10/20	Automatic Redemption	BANK DEPOSIT PROGRAM	(46,627.58)
10/22	Automatic Redemption	BANK DEPOSIT PROGRAM	(7,000.00)
10/23	Automatic Investment	BANK DEPOSIT PROGRAM	2.98
10/28	Automatic Investment	BANK DEPOSIT PROGRAM	7,888.62



Account Detail

Active Assets Account  
654-031823-041

RSB, LLC  
C/O DEVON ARCHER

**MONEY MARKET FUND (MMF) AND BANK DEPOSIT PROGRAM ACTIVITY (CONTINUED)**

Date	Activity Type	Description	Credits/(Debits)
10/30	Automatic Investment	BANK DEPOSIT PROGRAM	0.30
10/30	Automatic Redemption	BANK DEPOSIT PROGRAM	(3,000.00)
<b>NET ACTIVITY FOR PERIOD</b>			<b>\$(260,077.52)</b>

**COPIES OF THIS STATEMENT HAVE ALSO BEEN SENT TO:**


LOUIS PLUNG AND COMPANY, LLP

**MESSAGES**

**Statement of Financial Condition (In Millions of Dollars)**

At June 30, 2015 Morgan Stanley Smith Barney LLC had net capital of \$5,031 which exceeded the Securities and Exchange Commission's minimum requirement by \$4,868. A copy of the Morgan Stanley Smith Barney LLC Consolidated Statement of Financial Condition at June 30, 2015 can be viewed online at: [http://www.morganstanley.com/about-us-ir/shareholder/morganstanley\\_smithbarney\\_llc.pdf](http://www.morganstanley.com/about-us-ir/shareholder/morganstanley_smithbarney_llc.pdf) or may be mailed to you at no cost by calling 1 (866) 825-1675, after September 15, 2015.





**This page intentionally left blank**



**CLIENT STATEMENT** | For the Period November 1-30, 2015

**STATEMENT FOR:**  
RSB, LLC  
C/O DEVON ARCHER

**TOTAL VALUE OF YOUR ACCOUNT** (as of 11/30/15)  
*Includes Accrued Interest*

**\$2,062,051.63**

*Morgan Stanley Private Wealth Management, a division of Morgan Stanley Smith Barney LLC.  
Member SIPC.*

**Your Private Wealth Advisor Team**  
WOOL/NILES  
212-893-6507

**Your Branch**  
399 PARK AVE 12TH FL  
NEW YORK, NY 10022  
Telephone: 212-893-6300; Alt. Phone: 800-223-0270; Fax: 212-893-6301

#BWNJGWM

RSB, LLC  
C/O DEVON ARCHER  
152 W 57TH ST  
47TH FL  
NEW YORK NY 10019-3480

**Client Service Center** (24 Hours a Day; 7 Days a Week) : 800-668-8168

**Access Your Account Online:** [www.morganstanley.com/PWM](http://www.morganstanley.com/PWM)

654 - 031823 - 041 - 1 - 0



## Standard Disclosures

The following Disclosures are applicable to the enclosed statement(s). Expanded Disclosures are attached to your most recent June and December statement (or your first Statement if you have not received a statement for those months). The Expanded Disclosures are also available by selecting Account Documents when you log on to [www.morganstanley.com/online](http://www.morganstanley.com/online) or, call 800-869-3326.

### Questions?

Questions regarding your account may be directed to your Financial Advisor or the Branch Manager for the branch office where you maintain your account. If you require further assistance, call Client Service Center at (800) 869-3326 or for account-related concerns call our Client Advocate at (866) 227-2256.

### Errors and Inquiries

It is your responsibility to review your statement promptly and to seek immediate clarification about entries that you do not understand or believe were made in error by contacting the Branch Manager of the office where you maintain your account. Oral communications regarding any inaccuracy or discrepancy in this statement should be re-confirmed in writing to further protect your rights, including rights under the Securities Investor Protection Act (SIPA). Your statement will be deemed correct unless we receive a written inquiry of a suspected error. See your account documentation for special rules regarding your rights and responsibilities with respect to erroneous electronic fund transfers, including a description of the transfers covered.

### Availability of Free Credit Balances and Financial Statements

Under the customer protection rules of the SEC [17 CFR §240.15c3-3], we may use funds comprising free credit balances carried for customer accounts here, provided that these funds are payable to customers on demand (i.e., are free of a lien or right of set-off in our favor or on behalf of some third party to whom you have given control). A financial statement of this organization is available for your personal inspection at its offices, or a copy will be mailed to you upon your written request.

### Listed Options

Information with respect to commissions and other charges related to the execution of options transactions has been included in confirmations of such transactions previously furnished to you and such information will be made available to you promptly at your request. Promptly advise us of any material change in your investment objectives or financial situation.

**Important Information if you are a Margin Customer**(not available for certain retirement accounts)

If you have margin privileges, you may borrow money from us in exchange for pledging assets in your accounts as collateral for any outstanding margin loan. The amount you may borrow is based on the

value of the eligible securities in your margin accounts. If a security has eligible shares, the number of shares pledged as collateral will be indicated below the position.

### Margin Interest Charges

We calculate interest charges on margin loans as follows: (1) multiply the applicable margin interest rate by the daily close of business net settled debit balance, and (2) divide by 360 (days). Margin interest accrues daily throughout the month and is added to your debit balance at month-end. The month-end interest charge is the sum of the daily accrued interest calculations for the month. We add the accrued interest to your debit balance and start a new calculation each time the applicable interest rate changes and at the close of every statement month. For current margin loan interest rates, go to [www.morganstanley.com/online/MIRates](http://www.morganstanley.com/online/MIRates).

### Information regarding Special Memorandum Account

If you have a Margin Account, this is a combined statement of your Margin Account and Special Memorandum Account maintained for you under Section 220.5 of Regulation T issued by the Board of Governors of the Federal Reserve System. The permanent record of the Special Memorandum Account as required by Regulation T is available for your inspection at your request.

### Important Information About Auction Rate Securities

Due to market conditions, certain Auction Rate Securities experience no or limited liquidity. Therefore, the price(s) for any Auction Rate Securities shown on this statement may not reflect the price(s) you would receive upon a sale at auction or in a secondary market transaction, and are not an indication of any offer to purchase at such price.

### Structured Investments Risks and Considerations

Structured Investments (Structured Products) are complex products and may be subject to special risks. Investors should consider the concentration risk of owning the related security and their total exposure to any underlying asset. Structured Investments, which may appear in various statement product categories and are identified on the Position Description Details line as "Asset Class: Struct Inv," may not perform in a manner consistent with the statement product category where they appear and therefore may not satisfy portfolio asset allocation needs for that category.

### Security Measures

This statement features several embedded security elements to safeguard its authenticity. One is a unique security mark—a blue rectangle printed in heat-sensitive ink on the back of every page. When exposed to warmth, the blue rectangle will disappear, and then reappear.

### SIPC Protection

We are a member of Securities Investor Protection Corporation (SIPC), which protects securities of its customers up to \$500,000 (including \$250,000 for claims for cash). An explanatory brochure is available upon request or at [www.sipc.org](http://www.sipc.org). Losses due to market fluctuation are not protected by SIPC and assets not held with us may not be covered by SIPC protection. To obtain information about SIPC, including an explanatory SIPC brochure, contact SIPC at 1-202-371-8300 or visit [www.sipc.org](http://www.sipc.org).

### Transaction Dates and Conditions

Upon written request, we will furnish the date and time of a transaction and the name of the other party to a transaction. We and/or our affiliates may accept benefits that constitute payment for order flow. Details regarding these benefits and the source and amount of any other remuneration received or to be received by us in connection with any transaction will be furnished upon written request.

### Equity Research Ratings Definitions and Global Investment Manager Analysis Status

Some equity securities may have research ratings from Morgan Stanley & Co. LLC or Standard & Poor's. Research ratings are the research providers' opinions and not representations or guarantees of performance. For more information about each research provider's rating system, see the Research Ratings on your most recent June or December statement (or your first statement if you have not received a statement for those months), go to [www.morganstanley.com/online](http://www.morganstanley.com/online) or refer to the research provider's research report. Research reports contain more complete information concerning the analyst's views and you should read the entire research report and not infer its contents from the rating alone. If your account contains an advisory component or is an advisory account, a GIMA status will apply.

**Credit Ratings from Moody's Investors Service and Standard & Poor's**  
The credit rating from Moody's Investors Service and Standard & Poor's may be shown for certain securities. All credit ratings represent the opinions of the provider and are not representations or guarantees of performance. Your Financial Advisor will be pleased to provide you with further information or assistance in interpreting these credit ratings.

Revised 10/2015



Account Summary

Active Assets Account  
654-031823-041

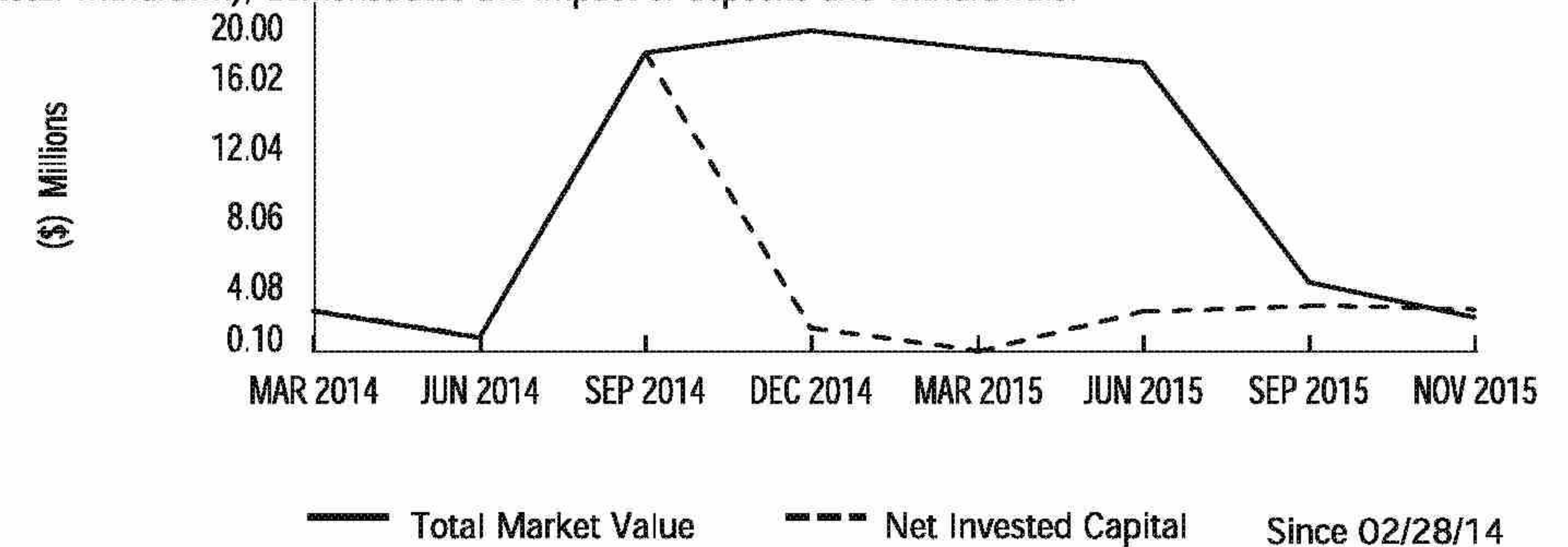
RSB, LLC  
C/O DEVON ARCHER

CHANGE IN VALUE OF YOUR ACCOUNTS (includes accrued interest)

	This Period (11/1/15-11/30/15)	This Year (1/1/15-11/30/15)
<b>TOTAL BEGINNING VALUE</b>	<b>\$2,616,408.01</b>	<b>\$18,436,429.61</b>
Credits	160,310.95	8,646,597.79
Debits	(91,506.18)	(8,688,158.00)
Security Transfers	—	1,576,302.81
Accrued Interest On Security Transfers	—	(519,225.00)
<b>Net Credits/Debits/Transfers</b>	<b>\$68,804.77</b>	<b>\$1,015,517.60</b>
<b>Change in Value</b>	<b>(623,161.15)</b>	<b>(17,389,895.58)</b>
<b>TOTAL ENDING VALUE</b>	<b>\$2,062,051.63</b>	<b>\$2,062,051.63</b>

CHANGE IN VALUE OVER TIME

The display of market value (total account value) and net invested capital (total amount invested minus total withdrawn), demonstrates the impact of deposits and withdrawals.

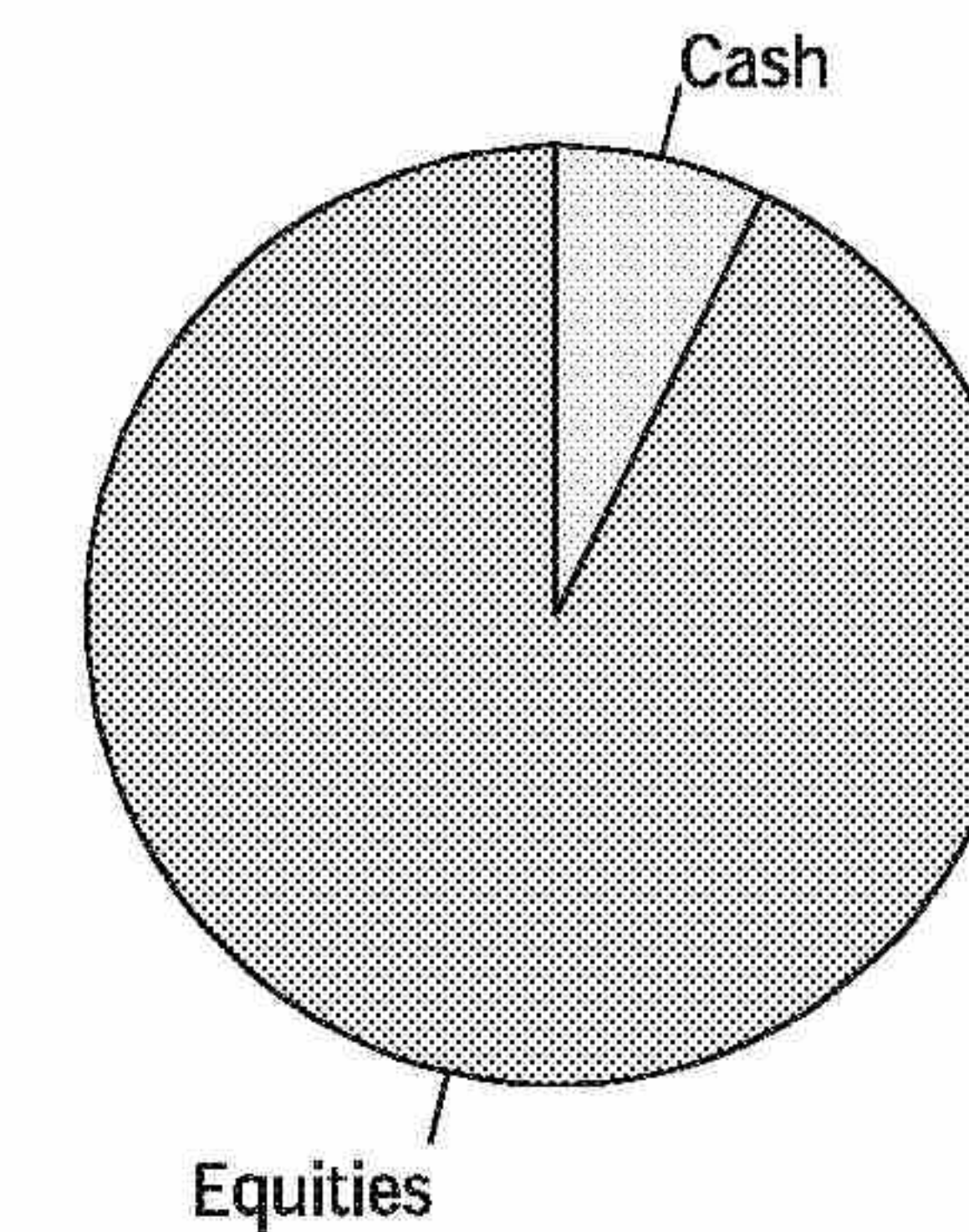


This graph does not reflect corrections to Net Invested Capital or Market Value made subsequent to the dates depicted. It may exclude transactions in Annuities or positions where we are not the custodian, which could delay the reporting of Market Value or affect the Net Invested Capital.

ASSET ALLOCATION (includes accrued interest)

	Market Value	Percentage
Cash	\$151,543.69	7.35
Equities	1,910,507.94	92.65
<b>TOTAL VALUE</b>	<b>\$2,062,051.63</b>	<b>100.00%</b>

FDIC rules apply and Bank Deposits are eligible for FDIC insurance but are not covered by SIPC. Cash and securities (including MMFs) are eligible for SIPC coverage. See Expanded Disclosures. Values may include assets externally held, which are provided to you as a courtesy, and may not be covered by SIPC. For additional information, refer to the corresponding section of this statement.



This asset allocation represents holdings on a trade date basis, and projected settled Cash/BDP and MMF balances. These classifications do not constitute a recommendation and may differ from the classification of instruments for regulatory or tax purposes.



## Account Summary

Active Assets Account  
654-031823-041RSB, LLC  
C/O DEVON ARCHER

## BALANCE SHEET (^ includes accrued interest)

	Last Period (as of 10/31/15)	This Period (as of 11/30/15)
Cash, BDP, MMFs	\$82,737.34	\$151,543.69
Stocks	2,533,670.67	1,910,507.94
<b>Total Assets</b>	<b>\$2,616,408.01</b>	<b>\$2,062,051.63</b>
<b>Total Liabilities</b> (outstanding balance)	—	—
<b>TOTAL VALUE</b>	<b>\$2,616,408.01</b>	<b>\$2,062,051.63</b>

## CASH FLOW

	This Period (11/1/15-11/30/15)	This Year (1/1/15-11/30/15)
<b>OPENING CASH, BDP, MMFs</b>	<b>\$82,737.34</b>	<b>\$460,642.76</b>
Purchases	—	(942,761.13)
Sales and Redemptions	—	675,189.23
Income and Distributions	1.58	33.04
<b>Total Investment Related Activity</b>	<b>\$1.58</b>	<b>\$(267,538.86)</b>
Checks Deposited	15,000.00	24,320.00
Electronic Transfers-Credits	145,310.95	8,434,897.75
Electronic Transfers-Debits	(25,000.00)	(7,400,520.69)
Other Credits	—	187,380.04
Other Debits	—	(187,380.04)
<b>Total Cash Related Activity</b>	<b>\$135,310.95</b>	<b>\$1,058,697.06</b>
Debit Card	—	(697.23)
Checks Written	—	(491,698.20)
Automated Payments	(66,506.18)	(607,861.84)
<b>Total Card/Check Activity</b>	<b>\$(66,506.18)</b>	<b>\$(1,100,257.27)</b>
<b>CLOSING CASH, BDP, MMFs</b>	<b>\$151,543.69</b>	<b>\$151,543.69</b>

## INCOME AND DISTRIBUTION SUMMARY

	This Period (11/1/15-11/30/15)	This Year (1/1/15-11/30/15)
Interest	\$1.58	\$33.04
<b>Total Taxable Income And Distributions</b>	<b>\$1.58</b>	<b>\$33.04</b>
<b>Total Tax-Exempt Income</b>	—	—
<b>TOTAL INCOME AND DISTRIBUTIONS</b>	<b>\$1.58</b>	<b>\$33.04</b>

Taxable and tax exempt income classifications are based on the characteristics of the underlying securities and not the taxable status of the account.

## GAIN/(LOSS) SUMMARY

	Realized This Period (11/1/15-11/30/15)	Realized This Year (1/1/15-11/30/15)	Unrealized Inception to Date (as of 11/30/15)
Short-Term Gain	—	\$4,231.79	—
Short-Term (Loss)	—	(13,136.62)	—
<b>Total Short-Term</b>	—	<b>\$(8,904.83)</b>	—

The Gain/(Loss) Summary, which may change due to basis adjustments, is provided for informational purposes and should not be used for tax preparation. Refer to Gain/(Loss) in the Expanded Disclosures.



**Account Detail** Active Assets Account: 654-031823-041 RSB, LLC C/O DEVON ARCHER

**Investment Objectives†:** Speculation, Capital Appreciation, Income, Aggressive Income  
 † Inform us if your investment objectives, as defined in the Expanded Disclosures, change.

**Brokerage Account**

**HOLDINGS**

*This section reflects positions purchased/sold on a trade date basis. "Market Value" and "Unrealized Gain/(Loss)" may not reflect the value that could be obtained in the market. Fixed Income securities are sorted by maturity or pre-refunding date, and alphabetically within date. Estimated Annual Income a) is calculated on a pre-tax basis, b) does not include any reduction for applicable non-US withholding taxes, c) may include return of principal or capital gains which could overstate such estimates, and d) for securities that have a defined maturity date within the next 12 months, is reflected only through maturity date. Actual income or yield may be lower or higher than the estimates. Current yield reflects the income generated by an investment, and does not reflect changes in its price. Structured Investments, identified on the Position Description Details line as "Asset Class: Struct Inv," may appear in various statement product categories. When displayed, the accrued interest, annual income and current yield for those with a contingent income feature (e.g., Range Accrual Notes or Contingent Income Notes) are estimates and assume specified accrual conditions are met during the relevant period and payment in full of all contingent interest. For Floating Rate Securities, the accrued interest, annual income and current yield are estimates based on the current floating coupon rate and may not reflect historic rates within the accrual period.*

**CASH, BANK DEPOSIT PROGRAM AND MONEY MARKET FUNDS**

*Cash, Bank Deposit Program, and Money Market Funds are generally displayed on a settlement date basis. You have the right to instruct us to liquidate your bank deposit balance(s) or shares of any money market fund balance(s) at any time and have the proceeds of such liquidation remitted to you. Estimated Annual Income, Accrued Interest, and APY% will only be displayed for fully settled positions.*

Description	Market Value	7-Day Current Yield %	Est Ann Income	APY %
MORGAN STANLEY BANK N.A. #	\$151,543.69	—	\$15.00	0.010

	Percentage of Holdings	Market Value	Est Ann Income
CASH, BDP, AND MMFs	7.35%	\$151,543.69	\$15.00

# Bank Deposits are held at Morgan Stanley Bank, N.A. and/or Morgan Stanley Private Bank, National Association, affiliates of Morgan Stanley Smith Barney LLC and each a national bank and FDIC member.

**STOCKS**

**COMMON STOCKS**

Security Description	Trade Date	Quantity	Unit Cost	Share Price	Total Cost	Market Value	Unrealized Gain/(Loss)	Est Ann Income	Current Yield %
CODE REBEL CORP COM RST <i>In Safekeeping: 510,831.000; Asset Class: Equities</i>	—	510,831.000	—	\$3.740	Please Provide	\$1,910,507.94	N/A	—	—

	Percentage of Holdings	Total Cost	Market Value	Unrealized Gain/(Loss)	Est Ann Income	Current Yield %
STOCKS	92.65%	\$0.00	\$1,910,507.94	\$0.00 ST	\$0.00	—



Account Detail

Active Assets Account  
654-031823-041

RSB, LLC  
C/O DEVON ARCHER

	Percentage of Holdings	Total Cost	Market Value	Unrealized Gain/(Loss)	Est Ann Income Accrued Interest	Current Yield %
<b>TOTAL MARKET VALUE</b>		<b>\$0.00</b>	<b>\$2,062,051.63</b>	<b>\$0.00 ST</b>	<b>\$15.00</b>	<b>—</b>
					<b>\$0.00</b>	
<b>TOTAL VALUE</b> (includes accrued interest)	<b>100.00%</b>		<b>\$2,062,051.63</b>			

Unrealized Gain/(Loss) totals only reflect positions that have both cost basis and market value information available. Cash, MMF, Deposits and positions stating 'Please Provide' are not included.

ALLOCATION OF ASSETS

	Cash	Equities	Fixed Income & Preferred Securities	Alternatives	Annuities & Insurance	Structured Investments	Other
Cash, BDP, MMFs	\$151,543.69	—	—	—	—	—	—
Stocks	—	\$1,910,507.94	—	—	—	—	—
<b>TOTAL ALLOCATION OF ASSETS</b>	<b>\$151,543.69</b>	<b>\$1,910,507.94</b>	<b>—</b>	<b>—</b>	<b>—</b>	<b>—</b>	<b>—</b>

ACTIVITY

CASH FLOW ACTIVITY BY DATE

Transaction Settlement							
Date	Date	Activity Type	Description	Comments	Quantity	Price	Credits/(Debits)
11/3	11/3	Funds Received	WIRE FUNDS RCVD AS OF 11-02-15	CITIBANK NA NYBD CITICORP DATA DEVON D ARCHER			\$140,000.00
11/3	11/3	Automated Payment	AMEX EPayment ACH PMT	AUTOMATIC BILL PAYMENT			(15,590.15)
11/5	11/5	Funds Received	WIRE FUNDS RCVD AS OF 11-04-15	BANK OF CHINA BHR HAH LLC			875.10
11/5	11/5	Automated Payment	J CONDOMINIUM SO	AUTOMATIC BILL PAYMENT			(906.74)
11/10	11/10	Check Deposit	FUNDS RECEIVED				15,000.00
11/10	11/10	Automated Payment	BANK OF THE WEST IC PAYMENT	AUTOMATIC BILL PAYMENT			(1,326.48)
11/12	11/12	Cash Transfer	FUNDS TRANSFERRED	CONFIRMATION # 44371028 FROM 654-031880			425.05
11/12	11/12	Funds Received	WIRED FUNDS RECEIVED	NORVIK BANKA JSC 1/AS 'NORVIK BANKA'			4,010.80
11/23	11/23	Automated Payment	AMEX EPayment ACH PMT	AUTOMATIC BILL PAYMENT			(45,232.81)
11/23	11/23	Automated Payment	AMEX EPayment ACH PMT	AUTOMATIC BILL PAYMENT			(450.00)
11/24	11/24	Funds Transferred	WIRED FUNDS SENT	BENE: REPUTATION.COM INC. ACCT: XXXXXX5404			(25,000.00)
11/30	11/30	Interest Income	MORGAN STANLEY BANK N.A. (Period 11/01-11/30)				1.58



Account Detail

Active Assets Account  
654-031823-041

RSB, LLC  
C/O DEVON ARCHER

CASH FLOW ACTIVITY BY DATE (CONTINUED)

Transaction Settlement							
Date	Date	Activity Type	Description	Comments	Quantity	Price	Credits/(Debits)
11/30	11/30	Automated Payment	BANK OF AMERICA ONLINE PMT	AUTOMATIC BILL PAYMENT			(3,000.00)
<b>NET CREDITS/(DEBITS)</b>							<b>\$68,806.35</b>

DEBIT CARD & CHECKING ACTIVITY

AUTOMATED PAYMENTS

Bill pay and other electronic activity, which may include checks you wrote that were processed by Automated Clearing House processing.

Date of Payment	Date Paid	Activity Type	Payee	Credits/(Debits)
11/3	11/3	Automated Payment	AMEX EPayment ACH PMT	\$(15,590.15)
11/5	11/5	Automated Payment	J CONDOMINIUM SO	(906.74)
11/10	11/10	Automated Payment	BANK OF THE WEST IC PAYMENT	(1,326.48)
11/23	11/23	Automated Payment	AMEX EPayment ACH PMT	(45,232.81)
11/23	11/23	Automated Payment	AMEX EPayment ACH PMT	(450.00)
11/30	11/30	Automated Payment	BANK OF AMERICA ONLINE PMT	(3,000.00)
<b>TOTAL AUTOMATED PAYMENTS</b>				<b>\$(66,506.18)</b>


MONEY MARKET FUND (MMF) AND BANK DEPOSIT PROGRAM ACTIVITY

Date	Activity Type	Description	Credits/(Debits)
11/3	Automatic Investment	BANK DEPOSIT PROGRAM	\$124,409.85
11/5	Automatic Redemption	BANK DEPOSIT PROGRAM	(906.74)
11/6	Automatic Investment	BANK DEPOSIT PROGRAM	875.10
11/10	Automatic Investment	BANK DEPOSIT PROGRAM	13,673.52
11/12	Automatic Investment	BANK DEPOSIT PROGRAM	4,435.85
11/23	Automatic Redemption	BANK DEPOSIT PROGRAM	(45,682.81)
11/24	Automatic Redemption	BANK DEPOSIT PROGRAM	(25,000.00)
11/30	Automatic Investment	BANK DEPOSIT PROGRAM	1.58
11/30	Automatic Redemption	BANK DEPOSIT PROGRAM	(3,000.00)
<b>NET ACTIVITY FOR PERIOD</b>			<b>\$68,806.35</b>

COPIES OF THIS STATEMENT HAVE ALSO BEEN SENT TO:

LOUIS PLUNG AND COMPANY, LLP





**This page intentionally left blank**



**CLIENT STATEMENT** | For the Period December 1-31, 2015

**STATEMENT FOR:**  
RSB, LLC  
C/O DEVON ARCHER

**TOTAL VALUE OF YOUR ACCOUNT** (as of 12/31/15)  
*Includes Accrued Interest*

**\$1,369,027.16**

*Morgan Stanley Private Wealth Management, a division of Morgan Stanley Smith Barney LLC.  
Member SIPC.*

**Your Private Wealth Advisor Team**  
WOOL/NILES  
212-893-6507

**Your Branch**  
399 PARK AVE 12TH FL  
NEW YORK, NY 10022  
Telephone: 212-893-6300; Alt. Phone: 800-223-0270; Fax: 212-893-6301

#BWNJGWM

RSB, LLC  
C/O DEVON ARCHER  
152 W 57TH ST  
47TH FL  
NEW YORK NY 10019-3480

**Client Service Center** (24 Hours a Day; 7 Days a Week) : 800-668-8168

**Access Your Account Online:** [www.morganstanley.com/PWM](http://www.morganstanley.com/PWM)

654 - 031823 - 041 - 1 - 0



## Expanded Disclosures

Expanded Disclosures, which apply to all statements Morgan Stanley Smith Barney LLC (we/us) sends to you, are provided with your first statement and thereafter twice a year.

### Questions?

Questions regarding your account may be directed to either your Financial Advisor or the Branch Manager for the branch office where you maintain your account. If you require further assistance, call the Client Service Center at (800) 869-3326 or for account-related concerns contact our Client Advocate at (866) 227-2256 or via U.S. mail at P.O. Box 95002, South Jordan, Utah 84095.

### Errors and Inquiries

It is your responsibility to review your statement promptly and to seek immediate clarification about entries that you do not understand or believe were made in error by contacting the Branch Manager of the office where you maintain your account. Oral communications regarding any inaccuracy or discrepancy in this statement should be re-confirmed in writing to further protect your rights, including rights under the Securities Investor Protection Act (SIPA). Your statement will be deemed correct unless we receive a written inquiry of a suspected error. See your account documentation for special rules regarding your rights and responsibilities with respect to erroneous electronic fund transfers, including a description of the transfers covered.

### Account Valuation

Account values are computed by adding (1) the market value of all priced positions and (2) market values provided by pricing services and/or outside custodians, as applicable for other positions, and by adding any credit or subtracting any debit to your closing Cash, Money Market Funds and/or Deposit balance. Cash, Deposits and Money Market Funds are displayed on a settlement date basis, and other positions are displayed in your account on a trade date basis. The values of fixed income positions in summary displays include accrued interest in the totals. In the "Holdings" section, fixed income market value and accrued interest are also displayed in separate columns. Accrued interest is the interest earned but not yet paid on the bond since its last interest payment. In most cases, it is calculated from the date of the last coupon payment (or "dated date") through the closing date of the statement. Foreign Currency Deposits are reflected in U.S. dollars as of the statement end date. The Annual Percentage Yield (APY) for deposits represents the applicable rate in effect for your deposits at the statement ending date. This APY may be different than the APY that was in effect during the statement period. For current Bank Deposit or Money Market Fund yields, go to [www.morganstanley.com/wealth-investmentstrategies/ratemonitor.html](http://www.morganstanley.com/wealth-investmentstrategies/ratemonitor.html).

### Additional Retirement Account Information

Tax-qualified account contributions are subject to IRS eligibility rules

and regulations. The Contributions information in this statement reflects contributions for a particular account, without reference to any other account. Check with your tax advisor to verify how much you can contribute, if the contribution will be tax deductible, and if other special rules apply (e.g., to conversions/recharacterizations of Traditional to Roth/Roth to Traditional IRAs). Tax reporting is provided for IRA, VIP Basic and 403(b) accounts but not for VIP Plus and RPM accounts. The account value used for your Required Minimum Distribution calculation, if any, is based on the prior December 31st Account Value, including accrued interest. Additionally, for IRAs (1) the "Max. Individual Contributions Allowed (by SSN)" reflects the annual limit on contributions that you can make to Traditional and Roth IRAs under the Internal Revenue Code (this limit applies on a per person basis, not per account; other rules apply to IRAs which are part of employer-sponsored plans); (2) you cannot make an individual contribution to a Traditional IRA for the year in which you reach age 70 1/2 or any later year; and (3) the categorization of any contribution's deductibility is based upon information provided by you. The information included in this statement is not intended to constitute tax, legal or accounting advice. Contact us if any of this information is incorrect.

### Availability of Free Credit Balances and Financial Statements

Under the customer protection rules of the SEC [17 CFR §240.15c3-3], we may use funds comprising free credit balances carried for customer accounts here, provided that these funds are payable to customers on demand (i.e., are free of a lien or right of set-off in our favor or on behalf of some third party to whom you have given control). A financial statement of this organization is available for your personal inspection at its offices, or a copy will be mailed to you upon your written request.

### Gain/(Loss) Information

Gain/(Loss) is provided for informational purposes. It is not a substitute for Internal Revenue Service (IRS) Form 1099 (on which we report cost basis for covered securities) or any other IRS tax form, and should not be used for tax preparation. Unrealized Gain/(Loss) provided on this statement is an estimate. Contact your own independent legal or tax advisor to determine the appropriate use of the Gain/(Loss) information on this statement. For more information, go to [www.morganstanley.com/wealth/disclosures/disclosures.asp](http://www.morganstanley.com/wealth/disclosures/disclosures.asp), or call Client Service Center.

### Tax Reporting

Under Federal Income Tax law, we are required to report gross proceeds of sales (including entering into short sales) on Form 1099-B by February 15 of the year following the calendar year of the transaction for reportable (i.e. non-retirement) accounts. For sales of certain securities acquired on or after January 1, 2011 (or applicable

date for the type of security) we are also required to report cost basis and holding period. Under Internal Revenue Service regulations, if you have not provided us with a certification of either U.S. or foreign status on applicable Form W-9 or W-8, your accounts may be subject to either 28% back-up withholding or 30% nonresident alien withholding on payments made to your accounts.

### Investment Objectives

The following is an explanation of the investment objective alternatives applicable to your account(s): Income - for investors seeking regular income with low to moderate risk to principal; Capital Appreciation - for investors seeking capital appreciation with moderate to high risk to principal; Aggressive Income - for investors seeking higher returns either as growth or as income with greater risk to principal; Speculation - for investors seeking high profits or quick returns with considerable possibility of losing most or all of their investment.

### Listed Options

Information with respect to commissions and other charges related to the execution of options transactions has been included in confirmations of such transactions previously furnished to you and such information will be made available to you promptly at your request. Promptly advise us of any material change in your investment objectives or financial situation.

**Important Information if you are a Margin Customer**(not available for certain retirement accounts)

If you have margin privileges, you may borrow money from us in exchange for pledging assets in your accounts as collateral. The amount you may borrow is based on the value of eligible securities in your margin accounts. If a security has eligible shares the number of shares pledged as collateral is indicated below the position. If you have a margin account, as permitted by law, we may use certain securities in your account for, among other things, settling short sales or lending the securities for short sales, for which we may receive compensation.

### Margin Interest Charges

We calculate interest charges on margin loans as follows: (1) multiply the applicable margin interest rate by the daily close of business net settled debit balance, and (2) divide by 360 (days). Margin interest accrues daily throughout the month and is added to your debit balance at month-end. The month-end interest charge is the sum of the daily accrued interest calculations for the month. We add the accrued interest to your debit balance and start a new calculation each time the applicable interest rate changes and at the close of every statement month. For current margin loan interest rates, go to [www.morganstanley.com/online/MIRates](http://www.morganstanley.com/online/MIRates).

### Information regarding Special Memorandum Account

If you have a Margin Account, this is a combined statement of your

CONTINUED



## Expanded Disclosures (CONTINUED)

Margin Account and Special Memorandum Account maintained for you under Section 220.5 of Regulation T issued by the Board of Governors of the Federal Reserve System. The permanent record of the Special Memorandum Account as required by Regulation T is available for your inspection at your request.

**Money Market Fund (MMF) Pricing**

An investment in a MMF is neither insured nor guaranteed by the Federal Deposit Insurance Corporation (FDIC) or any other government agency. Although MMFs seek to preserve the value of your investment at \$1.00 per share, there can be no assurance that will occur and it is possible to lose money should the fund value per share fall. In some circumstances MMFs may cease operations when the value of a fund drops below \$1.00 per share. In that event, the fund's holdings would be liquidated and distributed to the fund's shareholders. This process could take up to one month or more. During that time, these funds would not be available to you to support purchases, withdrawals, and if applicable, check writing or ATM debits from your account.

**Notice Regarding Global Investment Manager Analysis**

Morgan Stanley's Global Investment Manager Analysis team conducts analysis on various mutual funds and exchange-traded funds for clients holding those funds in certain investment advisory programs. If you have invested in any of these funds in another type of account, such as a brokerage account, you will not receive the same materials and status updates on the funds as we provide to investment advisory clients (including instructions on selling fund shares).

**Pricing of Securities**

The prices of securities are derived from various sources, and do not necessarily represent the prices at which those securities could have been bought or sold. Although we attempt to use reliable sources of information, we can offer no assurance as to their accuracy. Prices of securities not actively traded may not be available, and are indicated by N/A (not available). For additional information on how we price securities, go to

[www.morganstanley.com/wealth/disclosures/disclosures.asp](http://www.morganstanley.com/wealth/disclosures/disclosures.asp).

**Important Information About Auction Rate Securities**

For certain Auction Rate Securities there is no or limited liquidity. Therefore, the price(s) for any Auction Rate Securities shown may not reflect the price(s) you would receive upon a sale at auction or in a secondary market transaction, and is not an indication of any offer to purchase at such price. There can be no assurance that a successful auction will occur or that a secondary market exists or will develop for a particular security. The prices of any Auction Rate Securities in most cases reflect par value, but may be derived from various sources. These prices may differ from: prices provided to us or our affiliates by outside pricing services; our affiliates' own internal bookkeeping valuations;

prices of transactions executed in any secondary market that exists or may develop; and/or the prices at which issuer repurchases or redemptions may occur.

**Structured Investments Risks and Considerations**

Structured Investments (Structured Products) are complex products and may be subject to special risks, which may include, but are not limited to: loss of initial investment; issuer credit risk and price volatility resulting from any actual or anticipated changes to issuer's and/or guarantor's credit ratings or credit spreads; limited or no appreciation and limits on participation in any appreciation of underlying asset(s); risks associated with the underlying reference asset(s); no periodic payments; call prior to maturity; early redemption fees for market linked deposits; lower interest rates and/or yield compared to conventional debt with comparable maturity; unique tax implications; limited or no secondary market; and conflicts of interest due to affiliation, compensation or other factors which could adversely affect market value or payout to investors. Investors also should consider the concentration risk of owning the related security and their total exposure to any underlying asset. Structured Investments, which may appear in various statement product categories and are identified on the Position Description Details line as "Asset Class: Struct Inv," may not perform in a manner consistent with the statement product category where they appear and therefore may not satisfy portfolio asset allocation needs for that category. When displayed, the accrued interest, annual income and yield for structured investments with a contingent income feature (e.g., Range Accrual Notes and Contingent Income Notes) are estimates and assume specified accrual conditions are met during the relevant observation period and payment in full of all contingent interest. Actual accrued interest, annual income and yield will be dependent upon the performance of the underlying asset(s) and may be significantly lower than the estimates shown. For more information on the risks specific to your Structured Investments, contact your Financial Advisor.

**Security Measures**

This statement features several embedded security elements to safeguard its authenticity. One is a unique security mark--a blue rectangle printed in heat-sensitive ink on the back of every page. When exposed to warmth, the blue rectangle will disappear, and then reappear.

**SIPC Protection**

We are a member of Securities Investor Protection Corporation (SIPC), which protects securities of its customers up to \$500,000 (including \$250,000 for claims for cash). An explanatory brochure is available upon request or at [www.sipc.org](http://www.sipc.org). Losses due to market fluctuation are not protected by SIPC and assets not held with us may not be covered

by SIPC protection. To obtain information about SIPC, including an explanatory SIPC brochure, contact SIPC at 1-202-371-8300 or visit [www.sipc.org](http://www.sipc.org).

**Certain Assets Not Held at Morgan Stanley Smith Barney LLC**

You may purchase certain assets through us that may be held at another financial institution. Assets not held with us may not be covered by SIPC protection. We may include information about certain of these assets on this statement solely as a service to you and are not responsible for any information provided by external sources. Generally, any financial institution that holds securities is responsible for year-end reporting (1099s) and separate periodic statements, which may vary from our information due to different tax reporting periods. In the case of networked mutual funds, we perform all year-end tax reporting. Under certain circumstances, such as IRA accounts, we perform all tax reporting.

**Total Income**

Total income, as used in the income summaries, represents dividends and/or interest on securities we receive on your behalf and credit to your account(s) during the calendar year. We report dividend distributions and taxable bond interest credited to your account to the Internal Revenue Service. The totals we report may differ from those indicated as "This Year" figures on the last statement for the calendar year. In the case of Real Estate Investment Trusts (REITs), Master Limited Partnerships, Regulated Investment Companies and Unit Investment Trusts, some sponsors may reclassify the distribution to a different tax type for year-end reporting.

**Transaction Dates and Conditions**

Transactions display trade date and settlement date. Transactions are included on this statement on trade date basis (excluding BDP and MMFs). Trades that have not settled as of statement month end will also be displayed in the "Unsettled Purchases/Sales Activity" section. Upon written request, we will give you the date and time of a transaction and the name of the other party to a transaction. We and/or our affiliates may accept benefits that constitute payment for order flow. Details regarding these benefits and the source and amount of any other remuneration received or to be received by us in connection with any transaction will be furnished upon written request.

**Tax and Legal Disclosure**

Morgan Stanley does not provide legal or tax advice. Please consult your own tax advisor.

Revised 10/2015



Account Summary

Active Assets Account  
654-031823-041

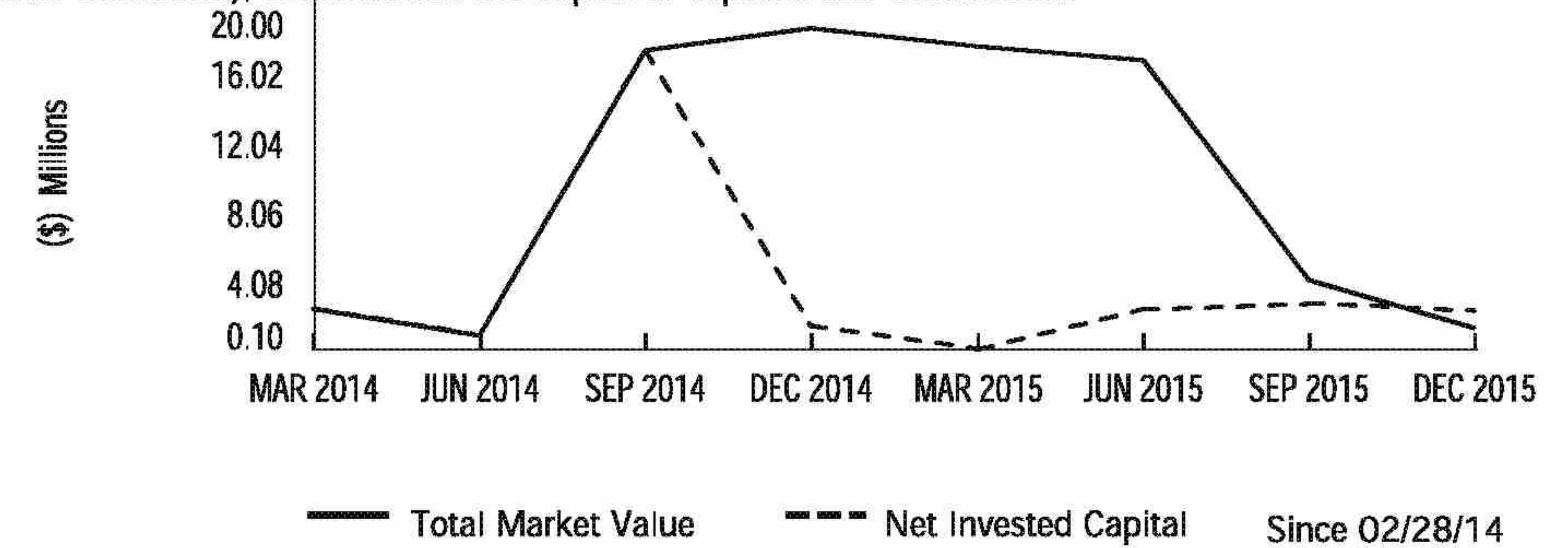
RSB, LLC  
C/O DEVON ARCHER

CHANGE IN VALUE OF YOUR ACCOUNTS (includes accrued interest)

	This Period (12/1/15-12/31/15)	This Year (1/1/15-12/31/15)
<b>TOTAL BEGINNING VALUE</b>	<b>\$2,062,051.63</b>	<b>\$18,436,429.61</b>
Credits	—	8,646,597.79
Debits	(151,543.69)	(8,839,701.69)
Security Transfers	—	1,576,302.81
Accrued Interest On Security Transfers	—	(519,225.00)
<b>Net Credits/Debits/Transfers</b>	<b>\$(151,543.69)</b>	<b>\$863,973.91</b>
<b>Change in Value</b>	<b>(541,480.78)</b>	<b>(17,931,376.36)</b>
<b>TOTAL ENDING VALUE</b>	<b>\$1,369,027.16</b>	<b>\$1,369,027.16</b>

CHANGE IN VALUE OVER TIME

The display of market value (total account value) and net invested capital (total amount invested minus total withdrawn), demonstrates the impact of deposits and withdrawals.

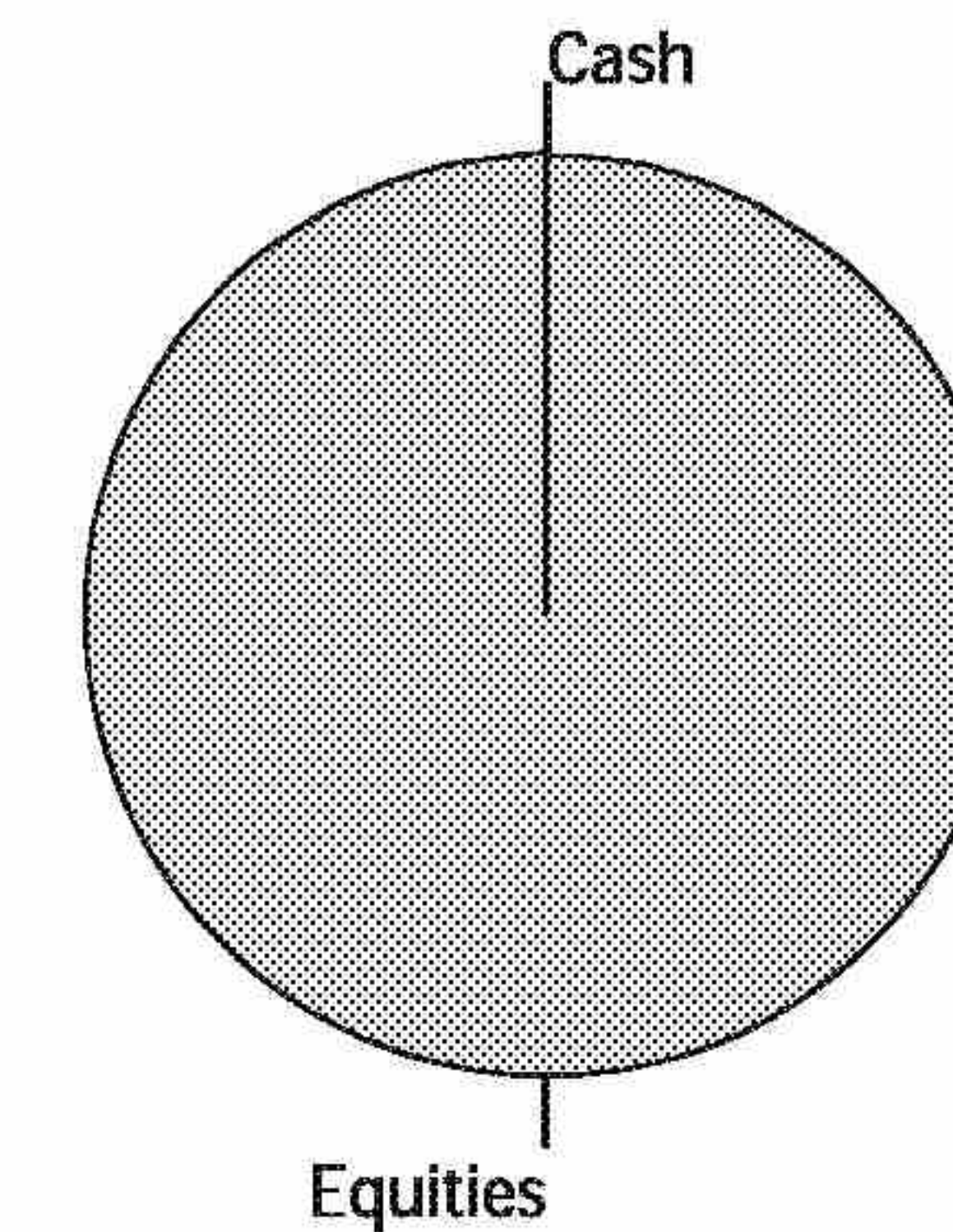


This graph does not reflect corrections to Net Invested Capital or Market Value made subsequent to the dates depicted. It may exclude transactions in Annuities or positions where we are not the custodian, which could delay the reporting of Market Value or affect the Net Invested Capital.

ASSET ALLOCATION (includes accrued interest)

	Market Value	Percentage
Cash	\$0.08	0.00
Equities	1,369,027.08	100.00
<b>TOTAL VALUE</b>	<b>\$1,369,027.16</b>	<b>100.00%</b>

FDIC rules apply and Bank Deposits are eligible for FDIC insurance but are not covered by SIPC. Cash and securities (including MMFs) are eligible for SIPC coverage. See Expanded Disclosures. Values may include assets externally held, which are provided to you as a courtesy, and may not be covered by SIPC. For additional information, refer to the corresponding section of this statement.



This asset allocation represents holdings on a trade date basis, and projected settled Cash/BDP and MMF balances. These classifications do not constitute a recommendation and may differ from the classification of instruments for regulatory or tax purposes.



Account Summary

Active Assets Account RSB, LLC  
654-031823-041 C/O DEVON ARCHER

BALANCE SHEET (^ includes accrued interest)

	Last Period (as of 11/30/15)	This Period (as of 12/31/15)
Cash, BDP, MMFs	\$151,543.69	\$0.08
Stocks	1,910,507.94	1,369,027.08
<b>Total Assets</b>	<b>\$2,062,051.63</b>	<b>\$1,369,027.16</b>
<b>Total Liabilities</b> (outstanding balance)	—	—
<b>TOTAL VALUE</b>	<b>\$2,062,051.63</b>	<b>\$1,369,027.16</b>

CASH FLOW

	This Period (12/1/15-12/31/15)	This Year (1/1/15-12/31/15)
<b>OPENING CASH, BDP, MMFs</b>	<b>\$151,543.69</b>	<b>\$460,642.76</b>
Purchases	—	(942,761.13)
Sales and Redemptions	—	675,189.23
Income and Distributions	0.08	33.12
<b>Total Investment Related Activity</b>	<b>\$0.08</b>	<b>\$(267,538.78)</b>
Checks Deposited	—	24,320.00
Electronic Transfers-Credits	—	8,434,897.75
Electronic Transfers-Debits	(151,543.69)	(7,552,064.38)
Other Credits	—	187,380.04
Other Debits	—	(187,380.04)
<b>Total Cash Related Activity</b>	<b>\$(151,543.69)</b>	<b>\$907,153.37</b>
Debit Card	—	(697.23)
Checks Written	—	(491,698.20)
Automated Payments	—	(607,861.84)
<b>Total Card/Check Activity</b>	<b>—</b>	<b>\$(1,100,257.27)</b>
<b>CLOSING CASH, BDP, MMFs</b>	<b>\$0.08</b>	<b>\$0.08</b>

INCOME AND DISTRIBUTION SUMMARY

	This Period (12/1/15-12/31/15)	This Year (1/1/15-12/31/15)
Interest	\$0.08	\$33.12
<b>Total Taxable Income And Distributions</b>	<b>\$0.08</b>	<b>\$33.12</b>
<b>Total Tax-Exempt Income</b>	—	—
<b>TOTAL INCOME AND DISTRIBUTIONS</b>	<b>\$0.08</b>	<b>\$33.12</b>

Taxable and tax exempt income classifications are based on the characteristics of the underlying securities and not the taxable status of the account.

GAIN/(LOSS) SUMMARY

	Realized This Period (12/1/15-12/31/15)	Realized This Year (1/1/15-12/31/15)	Unrealized Inception to Date (as of 12/31/15)
Short-Term Gain	—	\$4,231.79	—
Short-Term (Loss)	—	(13,136.62)	—
<b>Total Short-Term</b>	<b>—</b>	<b>\$(8,904.83)</b>	<b>—</b>

The Gain/(Loss) Summary, which may change due to basis adjustments, is provided for informational purposes and should not be used for tax preparation. Refer to Gain/(Loss) in the Expanded Disclosures.



**Account Detail** Active Assets Account: 654-031823-041 RSB, LLC C/O DEVON ARCHER

**Investment Objectives†:** Speculation, Capital Appreciation, Income, Aggressive Income  
 † Inform us if your investment objectives, as defined in the Expanded Disclosures, change.

**Brokerage Account**

**HOLDINGS**

*This section reflects positions purchased/sold on a trade date basis. "Market Value" and "Unrealized Gain/(Loss)" may not reflect the value that could be obtained in the market. Fixed Income securities are sorted by maturity or pre-refunding date, and alphabetically within date. Estimated Annual Income a) is calculated on a pre-tax basis, b) does not include any reduction for applicable non-US withholding taxes, c) may include return of principal or capital gains which could overstate such estimates, and d) for securities that have a defined maturity date within the next 12 months, is reflected only through maturity date. Actual income or yield may be lower or higher than the estimates. Current yield reflects the income generated by an investment, and does not reflect changes in its price. Structured Investments, identified on the Position Description Details line as "Asset Class: Struct Inv," may appear in various statement product categories. When displayed, the accrued interest, annual income and current yield for those with a contingent income feature (e.g., Range Accrual Notes or Contingent Income Notes) are estimates and assume specified accrual conditions are met during the relevant period and payment in full of all contingent interest. For Floating Rate Securities, the accrued interest, annual income and current yield are estimates based on the current floating coupon rate and may not reflect historic rates within the accrual period.*

**CASH, BANK DEPOSIT PROGRAM AND MONEY MARKET FUNDS**

*Cash, Bank Deposit Program, and Money Market Funds are generally displayed on a settlement date basis. You have the right to instruct us to liquidate your bank deposit balance(s) or shares of any money market fund balance(s) at any time and have the proceeds of such liquidation remitted to you. Estimated Annual Income, Accrued Interest, and APY% will only be displayed for fully settled positions.*

Description	Market Value	7-Day Current Yield %	Est Ann Income	APY %
MORGAN STANLEY BANK N.A. #	\$0.08	—	—	0.010

	Percentage of Holdings	Market Value	Est Ann Income
CASH, BDP, AND MMFs	0.00%	\$0.08	\$0.00

# Bank Deposits are held at Morgan Stanley Bank, N.A. and/or Morgan Stanley Private Bank, National Association, affiliates of Morgan Stanley Smith Barney LLC and each a national bank and FDIC member.

**STOCKS**

**COMMON STOCKS**

Security Description	Trade Date	Quantity	Unit Cost	Share Price	Total Cost	Market Value	Unrealized Gain/(Loss)	Est Ann Income	Current Yield %
CODE REBEL CORP COM RST <i>In Safekeeping: 510,831.000; Asset Class: Equities</i>	—	510,831.000	—	\$2.680	Please Provide	\$1,369,027.08	N/A	—	—

	Percentage of Holdings	Total Cost	Market Value	Unrealized Gain/(Loss)	Est Ann Income	Current Yield %
STOCKS	100.00%	\$0.00	\$1,369,027.08	\$0.00 ST	\$0.00	—



Account Detail

Active Assets Account  
654-031823-041

RSB, LLC  
C/O DEVON ARCHER

	Percentage of Holdings	Total Cost	Market Value	Unrealized Gain/(Loss)	Est Ann Income Accrued Interest	Current Yield %
<b>TOTAL MARKET VALUE</b>		<b>\$0.00</b>	<b>\$1,369,027.16</b>	<b>\$0.00 ST</b>	<b>\$0.00</b>	<b>—</b>
					<b>\$0.00</b>	
<b>TOTAL VALUE (includes accrued interest)</b>	<b>100.00%</b>		<b>\$1,369,027.16</b>			

Unrealized Gain/(Loss) totals only reflect positions that have both cost basis and market value information available. Cash, MMF, Deposits and positions stating 'Please Provide' are not included.

ALLOCATION OF ASSETS

	Cash	Equities	Fixed Income & Preferred Securities	Alternatives	Annuities & Insurance	Structured Investments	Other
Cash, BDP, MMFs	\$0.08	—	—	—	—	—	—
Stocks	—	\$1,369,027.08	—	—	—	—	—
<b>TOTAL ALLOCATION OF ASSETS</b>	<b>\$0.08</b>	<b>\$1,369,027.08</b>	<b>—</b>	<b>—</b>	<b>—</b>	<b>—</b>	<b>—</b>

ACTIVITY

CASH FLOW ACTIVITY BY DATE

Transaction Settlement							
Date	Date	Activity Type	Description	Comments	Quantity	Price	Credits/(Debits)
12/2	12/2	Funds Transferred	WIRED FUNDS SENT	BENE: PERSHING LLC ACCT: XXXXXX2385			\$(151,543.69)
12/3	12/3	Interest Income	MORGAN STANLEY BANK N.A.				0.08
12/4	12/4	Automated Payment-Adj	CK# 000000 RETURNED	AUTOMATIC BILL PAYMENT			906.74
12/4	12/4	Automated Payment	J CONDOMINIUM SO	AUTOMATIC BILL PAYMENT			(906.74)
12/9	12/9	Automated Payment-Adj	CK# 000000 RETURNED	AUTOMATIC BILL PAYMENT			1,326.48
12/9	12/9	Automated Payment	BANK OF THE WEST	AUTOMATIC BILL PAYMENT			(1,326.48)
12/30	12/30	Automated Payment-Adj	CK# 000000 RETURNED	AUTOMATIC BILL PAYMENT			3,000.00
12/30	12/30	Automated Payment	BANK OF AMERICA	AUTOMATIC BILL PAYMENT			(3,000.00)
<b>NET CREDITS/(DEBITS)</b>							<b>\$(151,543.61)</b>



## Account Detail

Active Assets Account  
654-031823-041RSB, LLC  
C/O DEVON ARCHER

## DEBIT CARD &amp; CHECKING ACTIVITY

## AUTOMATED PAYMENTS

Bill pay and other electronic activity, which may include checks you wrote that were processed by Automated Clearing House processing.

Date of Payment	Date Paid	Activity Type	Payee	Credits/(Debits)
12/4	12/4	Automated Payment-Adj	CK# 000000 RETURNED	\$906.74
12/4	12/4	Automated Payment	J CONDOMINIUM SO	(906.74)
12/9	12/9	Automated Payment-Adj	CK# 000000 RETURNED	1,326.48
12/9	12/9	Automated Payment	BANK OF THE WEST	(1,326.48)
12/30	12/30	Automated Payment-Adj	CK# 000000 RETURNED	3,000.00
12/30	12/30	Automated Payment	BANK OF AMERICA	(3,000.00)
<b>TOTAL AUTOMATED PAYMENTS</b>				<b>\$0.00</b>

## MONEY MARKET FUND (MMF) AND BANK DEPOSIT PROGRAM ACTIVITY

Date	Activity Type	Description	Credits/(Debits)
12/3	Automatic Redemption	BANK DEPOSIT PROGRAM	\$(151,543.69)
12/7	Automatic Investment	BANK DEPOSIT PROGRAM	0.08
12/9	Automatic Redemption	BANK DEPOSIT PROGRAM	(0.08)
12/10	Automatic Investment	BANK DEPOSIT PROGRAM	0.08
12/30	Automatic Redemption	BANK DEPOSIT PROGRAM	(0.08)
12/31	Automatic Investment	BANK DEPOSIT PROGRAM	0.08
<b>NET ACTIVITY FOR PERIOD</b>			<b>\$(151,543.61)</b>

## COPIES OF THIS STATEMENT HAVE ALSO BEEN SENT TO:

LOUIS PLUNG AND COMPANY, LLP

## MESSAGES

## Statement of Financial Condition (In Millions of Dollars)

At June 30, 2015 Morgan Stanley Smith Barney LLC had net capital of \$5,031 which exceeded the Securities and Exchange Commission's minimum requirement by \$4,868. A copy of the Morgan Stanley Smith Barney LLC Consolidated Statement of Financial Condition at June 30, 2015 can be viewed online at: [http://www.morganstanley.com/about-us-ir/shareholder/morganstanley\\_smithbarney\\_llc.pdf](http://www.morganstanley.com/about-us-ir/shareholder/morganstanley_smithbarney_llc.pdf) or may be mailed to you at no cost by calling 1 (866) 825-1675, after September 15, 2015.

## FINRA BrokerCheck

FINRA has established the public disclosure program, known as BrokerCheck, to provide certain information regarding the disciplinary history of FINRA members and their associated persons. The BrokerCheck Hotline Number is 1-800-289-9999. The FINRA web site address is [www.finra.org](http://www.finra.org). An investor brochure that includes information describing FINRA BrokerCheck may be obtained from FINRA.

## Sign up for eDelivery of your Statements Today

Would you like to receive your Statements and other documents faster, more securely and with the added benefit of reducing paper mail? Simply visit [www.morganstanley.com/edelivery](http://www.morganstanley.com/edelivery) to set your eDelivery preferences today. Please note, if you have not already, you will first need to register for Morgan Stanley Online, to make your eDelivery selections.



## CLIENT STATEMENT

## 2015 Recap of Cash Management Activity

Active Assets Account  
654-031823-041RSB, LLC  
C/O DEVON ARCHER

We are pleased to enclose your 2015 Recap of Cash Management Activity. This section includes a summary of your electronic transfers, checking and card activity for the year (including ATM transactions, automated payments and Billpay), and security transfers.

Information related to Income, Distributions, Purchases, Sales, and Redemptions will be provided to accounts subject to IRS reporting on Forms 1099 in the Consolidated Tax Package.

For your convenience, this Recap is also available as a separately retrievable document on Morgan Stanley Online under Statements within the Account Documents tab.

**We recommend that you wait for your IRS Form(s) 1099 before completing your tax returns.** This Recap is not a substitute for the official account statements that you have received from us throughout the year; and is for informational purposes only to provide you with a recap of your cash management activity. If there are any discrepancies between your account statement(s) and the information in this Recap, you should rely on the account statement(s) you have previously received.

## CASH RELATED ACTIVITY

## CHECKS DEPOSITED

Transaction Date	Settlement Date	Activity Type	Description	Comments	Inflows/(Outflows)
7/17	7/17	Check Deposit	FUNDS RECEIVED		\$9,320.00
11/10	11/10	Check Deposit	FUNDS RECEIVED		15,000.00
<b>TOTAL CHECKS DEPOSITED</b>					<b>\$24,320.00</b>

## ELECTRONIC TRANSFERS (CREDITS)

Transaction Date	Settlement Date	Activity Type	Description	Comments	Inflows/(Outflows)
1/6	1/6	Funds Received	WIRED FUNDS RECEIVED	AS PRIVATBANK BURISMA HOLDINGS LIMITED	\$47,249.07
1/15	1/15	Funds Received	WIRED FUNDS RECEIVED	AS PRIVATBANK BURISMA HOLDINGS LIMITED	83,333.33
1/15	1/15	Funds Received	WIRED FUNDS RECEIVED	AS PRIVATBANK BURISMA HOLDINGS LIMITED	83,333.33
2/2	2/2	Online Transfer	FUNDS TRANSFERRED	CONFIRMATION # 32958567 FROM 654-028318	50,000.00
2/9	2/9	Funds Received	WIRED FUNDS RECEIVED	BANK OF CHINA BOHAI HARVEST RST (SHANGHAI) E	2,451.74
2/11	2/11	Funds Received	WIRED FUNDS RECEIVED	WESTERN ALLIANCE BANK REISSUED INC	25,000.00
2/17	2/17	Funds Received	WIRED FUNDS RECEIVED	AS PRIVATBANK BURISMA HOLDINGS LIMITED	83,333.33
2/17	2/17	Funds Received	WIRED FUNDS RECEIVED	AS PRIVATBANK BURISMA HOLDINGS LIMITED	83,333.33



## CLIENT STATEMENT

## 2015 Recap of Cash Management Activity

Active Assets Account  
654-031823-041RSB, LLC  
C/O DEVON ARCHER

## CASH RELATED ACTIVITY

## ELECTRONIC TRANSFERS (CREDITS) (CONTINUED)

Transaction Date	Settlement Date	Activity Type	Description	Comments	Inflows/(Outflows)
2/26	2/26	Online Transfer	FUNDS TRANSFERRED	CONFIRMATION # 33623943 FROM 654-028318	50,000.00
3/2	3/2	Online Transfer	FUNDS TRANSFERRED	CONFIRMATION # 33973595 FROM 654-028320	10,000.00
3/2	3/2	Online Transfer	FUNDS TRANSFERRED	CONFIRMATION # 33941863 FROM 654-028318	3,000.00
3/5	3/5	Cash Transfer - Credit	FUNDS TRANSFERRED	CONFIRMATION # 34087045 FROM 654-028320	1,000.00
3/10	3/10	Cash Transfer - Credit	FUNDS TRANSFERRED	CONFIRMATION # 34190401 FROM 654-028320	1,400.00
3/11	3/11	Online Transfer	TRANSFER AS OF 03/10	CONFIRMATION # 34203444 FROM 654-028320	107,458.38
3/16	3/16	Funds Received	WIRED FUNDS RECEIVED	AS PRIVATBANK BURISMA HOLDINGS LIMITED	83,333.33
3/16	3/16	Funds Received	WIRED FUNDS RECEIVED	AS PRIVATBANK BURISMA HOLDINGS LIMITED	83,333.33
3/16	3/16	Online Transfer	FUNDS TRANSFERRED	CONFIRMATION # 34381044 FROM 654-028320	107,459.01
3/17	3/17	Online Transfer	FUNDS TRANSFERRED	CONFIRMATION # 34408422 FROM 654-028318	50,000.00
3/24	3/24	Funds Received	WIRED FUNDS RECEIVED	BANK OF AMERICA NA NY BURNHAM SECURITIES INC.	251,000.00
4/13	4/13	Funds Received	WIRED FUNDS RECEIVED	DEUTSCHE BANK TRUST COMPANY AM ALIXPARTNERS LLP	3,014,236.00
4/15	4/15	Funds Received	WIRED FUNDS RECEIVED	AS PRIVATBANK BURISMA HOLDINGS LIMITED	83,333.33
4/15	4/15	Funds Received	WIRED FUNDS RECEIVED	AS PRIVATBANK BURISMA HOLDINGS LIMITED	83,333.33
4/24	4/24	Funds Received	WIRED FUNDS RECEIVED	JPMORGAN CHASE BANK THORSDALE FIDUCIARY AND GUARAN	100,000.00
5/7	5/7	Online Transfer	FUNDS TRANSFERRED	CONFIRMATION # 36370985 FROM 654-028322	70,000.00
5/7	5/7	Online Transfer	FUNDS TRANSFERRED	CONFIRMATION # 36371043 FROM 654-028318	50,000.00
5/18	5/18	Funds Received	WIRED FUNDS RECEIVED	AS PRIVATBANK BURISMA HOLDINGS LIMITED	83,333.33
5/18	5/18	Funds Received	WIRED FUNDS RECEIVED	AS PRIVATBANK BURISMA HOLDINGS LIMITED	83,333.33



## CLIENT STATEMENT

## 2015 Recap of Cash Management Activity

Active Assets Account  
654-031823-041RSB, LLC  
C/O DEVON ARCHER

## CASH RELATED ACTIVITY

## ELECTRONIC TRANSFERS (CREDITS) (CONTINUED)

Transaction Date	Settlement Date	Activity Type	Description	Comments	Inflows/(Outflows)
6/8	6/8	Cash Transfer - Credit	FUNDS TRANSFERRED	CONFIRMATION # 37464968 FROM 654-031879	60,000.00
6/9	6/9	Funds Received	WIRED FUNDS RECEIVED	AS PRIVATBANK BURISMA HOLDINGS LIMITED	3,668.47
6/18	6/18	Funds Received	WIRED FUNDS RECEIVED	AS PRIVATBANK BURISMA HOLDINGS LIMITED	83,333.33
6/19	6/19	Funds Received	WIRED FUNDS RECEIVED	AS PRIVATBANK BURISMA HOLDINGS LIMITED	83,333.33
7/1	7/1	Cash Transfer - Credit	FUNDS TRANSFERRED	CONFIRMATION # 38505639 FROM 654-031879	63,000.00
7/9	7/9	Cash Transfer - Credit	FUNDS TRANSFERRED	CONFIRMATION # 38895019 FROM 654-031879	20,000.00
7/16	7/16	Funds Received	WIRED FUNDS RECEIVED	AS PRIVATBANK BURISMA HOLDINGS LIMITED	83,333.33
7/16	7/16	Funds Received	WIRED FUNDS RECEIVED	AS PRIVATBANK BURISMA HOLDINGS LIMITED	83,333.33
7/24	7/24	Cash Transfer - Credit	FUNDS TRANSFERRED	CONFIRMATION # 39721486 FROM 654-031879	50,000.00
7/28	7/28	Funds Received	WIRED FUNDS RECEIVED	AS PRIVATBANK BURISMA HOLDINGS LIMITED	60,554.53
8/4	8/4	Funds Received	WIRED FUNDS RECEIVED	UBS AG 1/VALORLIFE LEBENSVERSICHERUNG	7,645.30
8/19	8/19	Funds Received	WIRED FUNDS RECEIVED	AS PRIVATBANK BURISMA HOLDINGS LIMITED	83,333.33
8/19	8/19	Funds Received	WIRED FUNDS RECEIVED	AS PRIVATBANK BURISMA HOLDINGS LIMITED	83,333.33
8/21	8/21	Funds Received	WIRED FUNDS RECEIVED	CENTURY BANK ROSEMONT PROPERTY MGT LLC	188,616.56
8/25	8/25	Online Transfer	FUNDS TRANSFERRED	CONFIRMATION # 41060936 FROM 654-031822	50,000.00
8/25	8/25	Online Transfer	FUNDS TRANSFERRED	CONFIRMATION # 41060827 FROM 654-028322	200.00
9/10	9/10	Funds Received	WIRED FUNDS RECEIVED	CITY NATIONAL BANK MBLOOM BDC ADVISOR LLC	275,000.00
9/17	9/17	Funds Received	WIRED FUNDS RECEIVED	AS PRIVATBANK BURISMA HOLDINGS LIMITED	83,333.33
9/17	9/17	Funds Received	WIRED FUNDS RECEIVED	AS PRIVATBANK BURISMA HOLDINGS LIMITED	83,333.33



## CLIENT STATEMENT

## 2015 Recap of Cash Management Activity

Active Assets Account  
654-031823-041RSB, LLC  
C/O DEVON ARCHER

## CASH RELATED ACTIVITY

## ELECTRONIC TRANSFERS (CREDITS) (CONTINUED)

Transaction Date	Settlement Date	Activity Type	Description	Comments	Inflows/(Outflows)
9/18	9/18	Funds Received	WIRED FUNDS RECEIVED	FIRST REPUBLIC BANK RSTP MANAGEMENT LLC	18,000.00
9/30	9/30	Funds Received	WIRED FUNDS RECEIVED	FIRST BANK FRANCISCO JOSE MARTIN	39,000.00
9/30	9/30	Funds Received	WIRED FUNDS RECEIVED	JPMCLEARING CORP SEYMOUR CAPITAL LTD	27,000.00
9/30	9/30	Funds Received	WIRED FUNDS RECEIVED	JPMCLEARING CORP THUNDER VALLEY ENGINEERING LTD	26,000.00
10/1	10/1	Funds Received	WIRED FUNDS RECEIVED	US BANCORP TRUST NATIONAL ASSO WAKPAMNI LAKE COMMUNITY CORPOR	903,000.00
10/2	10/2	Funds Received	WIRED FUNDS RECEIVED	PERSHING LLC THUNDER VALLEY ENGINEERING LTD	86,000.00
10/2	10/2	Online Transfer	FUNDS TRANSFERRED	CONFIRMATION # 42796339 FROM 654-028322	12,000.00
10/16	10/16	Funds Received	WIRED FUNDS RECEIVED	BANK OF AMERICA NA NY BURNHAM FINANCIAL GROUP INC.	750,000.00
10/16	10/16	Funds Received	WIRED FUNDS RECEIVED	AS PRIVATBANK BURISMA HOLDINGS LIMITED	83,333.33
10/16	10/16	Funds Received	WIRED FUNDS RECEIVED	AS PRIVATBANK BURISMA HOLDINGS LIMITED	83,333.33
10/16	10/16	Funds Received	WIRED FUNDS RECEIVED	AS PRIVATBANK BURISMA HOLDINGS LIMITED	4,737.58
10/19	10/19	Funds Received	WIRED FUNDS RECEIVED	NORVIK BANKA JSC 1/AS 'NORVIK BANKA'	10,214.94
10/23	10/23	Cash Transfer - Credit	FUNDS TRANSFERRED	CONFIRMATION # 43470299 FROM 654-031880	20,140.00
10/28	10/28	Funds Received	WIRED FUNDS RECEIVED	NORVIK BANKA JSC 1/AS 'NORVIK BANKA'	7,888.62
11/3	11/3	Funds Received	WIRE FUNDS RCVD AS OF 11-02-15	CITIBANK NA NYBD CITICORP DATA DEVON D ARCHER	140,000.00
11/5	11/5	Funds Received	WIRE FUNDS RCVD AS OF 11-04-15	BANK OF CHINA BHR HAH LLC	875.10
11/12	11/12	Cash Transfer - Credit	FUNDS TRANSFERRED	CONFIRMATION # 44371028 FROM 654-031880	425.05
11/12	11/12	Funds Received	WIRED FUNDS RECEIVED	NORVIK BANKA JSC 1/AS 'NORVIK BANKA'	4,010.80
<b>TOTAL ELECTRONIC TRANSFERS (CREDITS)</b>					<b>\$8,434,897.75</b>



## CLIENT STATEMENT

## 2015 Recap of Cash Management Activity

Active Assets Account  
654-031823-041RSB, LLC  
C/O DEVON ARCHER

## CASH RELATED ACTIVITY

## ELECTRONIC TRANSFERS (DEBITS)

Transaction Date	Settlement Date	Activity Type	Description	Comments	Inflows/(Outflows)
1/6	1/6	Funds Transferred	WIRED FUNDS SENT	BENE: DEVON ARCHER ACCT: XXXX3683	\$(123,727.33)
1/6	1/6	Online Transfer	FUNDS TRANSFERRED	CONFIRMATION # 32020852 TO 654-028322	(10,000.00)
1/8	1/8	Funds Transferred	WIRED FUNDS SENT	BENE: ROBERT BIDEN ACCT: XXXXX5452	(10,000.00)
1/21	1/21	Cash Transfer - Debit	FUNDS TRANSFERRED	CONFIRMATION # 32436149 TO 654-029324	(10,000.00)
1/21	1/21	Funds Transferred	WIRED FUNDS SENT	BENE: RSTP CAPITAL ACCT: XXXXXX2742	(25,000.00)
1/22	1/22	Funds Transferred	WIRED FUNDS SENT	BENE: ARCADIA RESOURCES INVEST ACCT: XXXXXX1978	(30,500.00)
1/22	1/22	Funds Transferred	WIRED FUNDS SENT	BENE: ROBERT BIDEN ACCT: XXXXX5452	(15,000.00)
1/23	1/23	Funds Transferred	WIRED FUNDS SENT	BENE: DMITRIY DOROGAN ACCT: XXXXXX1282	(1,500.00)
1/26	1/26	Online Transfer	FUNDS TRANSFERRED	CONFIRMATION # 32564340 TO 654-028322	(41,000.00)
1/27	1/27	Funds Transferred	WIRED FUNDS SENT	BENE: BGW CONSULTING CORP INC ACCT: XXXXXXXX2981	(18,600.00)
1/30	1/30	Funds Transferred	WIRED FUNDS SENT	BENE: ROBERT BIDEN ACCT: XXXXX5452	(15,000.00)
2/2	2/2	Online Transfer	TRANSFER AS OF 01/31	CONFIRMATION # 32798186 TO 654-028318	(50,000.00)
2/3	2/3	Funds Transferred	WIRED FUNDS SENT	BENE: DMITRY DOROGAN ACCT: XXXXXX1282	(1,500.00)
2/6	2/6	Funds Transferred	WIRED FUNDS SENT	BENE: ROBERT BIDEN ACCT: XXXXX5452	(15,000.00)
2/10	2/10	Online Transfer	FUNDS TRANSFERRED	CONFIRMATION # 33188552 TO 654-028322	(1,300.00)
2/17	2/17	Funds Transferred	WIRED FUNDS SENT	BENE: THE WOLFF LAW FIRM ACCT: XXXXXX1758	(6,300.00)
2/23	2/23	Funds Transferred	WIRED FUNDS SENT	BENE: ROBERT BIDEN ACCT: XXXXX5452	(15,000.00)
2/23	2/23	Online Transfer	FUNDS TRANSFERRED	CONFIRMATION # 33514445 TO 654-028322	(5,000.00)
2/25	2/25	Funds Transferred	WIRED FUNDS SENT	BENE: THE LEXVEST GROUP LLC ACCT: XXXX0975	(7,440.00)



## CLIENT STATEMENT

## 2015 Recap of Cash Management Activity

Active Assets Account  
654-031823-041RSB, LLC  
C/O DEVON ARCHER

## CASH RELATED ACTIVITY

## ELECTRONIC TRANSFERS (DEBITS) (CONTINUED)

Transaction Date	Settlement Date	Activity Type	Description	Comments	Inflows/(Outflows)
2/26	2/26	Online Transfer	FUNDS TRANSFERRED	CONFIRMATION # 33623921 TO 654-028318	(50,000.00)
2/27	2/27	Cash Transfer - Debit	FUNDS TRANSFERRED	CONFIRMATION # 33752601 TO 654-029324	(127,173.74)
3/2	3/2	Funds Transferred	WIRED FUNDS SENT	BENE: ROBERT BIDEN ACCT: XXXXX5452	(10,000.00)
3/12	3/12	Cash Transfer - Debit	FUNDS TRANSFERRED	CONFIRMATION # 34243664 TO 654-028320	(107,458.38)
3/16	3/16	Online Transfer	FUNDS TRANSFERRED	CONFIRMATION # 34381051 TO 654-028322	(3,000.00)
3/17	3/17	Funds Transferred	WIRED FUNDS SENT	BENE: BGW CONSULTING CORP INC. ACCT: XXXXXXXX2981	(10,000.00)
3/17	3/17	Funds Transferred	WIRED FUNDS SENT	BENE: ZEMKA ZETA LLC ACCT: XXXXXX6722	(9,500.00)
3/17	3/17	Funds Transferred	WIRED FUNDS SENT	BENE: ANNA KASHUBA ACCT: XXXXXXXX1531	(2,000.00)
3/17	3/17	Online Transfer	FUNDS TRANSFERRED	CONFIRMATION # 34408402 TO 654-028318	(50,000.00)
3/24	3/24	Funds Transferred	WIRED FUNDS SENT	BENE: PERSHING LLC ACCT: XXXXXX2385	(20,000.00)
3/25	3/25	Cash Transfer - Debit	FUNDS TRANSFERRED	CONFIRMATION # 34608260 TO PLA 754 XXXX905	(251,000.00)
3/25	3/25	Funds Transferred	WIRED FUNDS SENT	BENE: RAYMOND DESROSIERS ACCT: XXXXXXXX0064	(1,000.00)
3/26	3/26	Online Transfer	FUNDS TRANSFERRED	CONFIRMATION # 34655916 TO 654-028322	(6,000.00)
3/30	3/30	Funds Transferred	WIRED FUNDS SENT	BENE: BGW CONSULTING CORP. ACCT: XXXXXXXX2981	(65,000.00)
3/30	3/30	Funds Transferred	WIRED FUNDS SENT	BENE: MCG AUTOMOTIVE LLC ACCT: XXXXXX0802	(2,550.00)
3/30	3/30	Funds Transferred	WIRED FUNDS SENT	BENE: RAYMOND DESROSIERS ACCT: XXXXXXXX0064	(1,150.00)
4/2	4/2	Funds Transferred	WIRED FUNDS SENT	BENE: THE LEXVEST GROUP LLC ACCT: XXXXXXXX0064	(880.00)
4/2	4/2	Funds Transferred	WIRED FUNDS SENT	BENE: MCG AUTOMOTIVE LLC ACCT: XXXXXX0802	(700.00)
4/6	4/6	Funds Transferred	WIRED FUNDS SENT	BENE: ROBERT BIDEN ACCT: XXXXX5452	(20,000.00)



## CLIENT STATEMENT

## 2015 Recap of Cash Management Activity

Active Assets Account  
654-031823-041RSB, LLC  
C/O DEVON ARCHER

## CASH RELATED ACTIVITY

## ELECTRONIC TRANSFERS (DEBITS) (CONTINUED)

Transaction Date	Settlement Date	Activity Type	Description	Comments	Inflows/(Outflows)
4/7	4/7	Funds Transferred	WIRED FUNDS SENT	BENE: THE WOLFF LAW FIRM ACCT: XXXXXX1758	(6,580.00)
4/10	4/10	Online Transfer	FUNDS TRANSFERRED	CONFIRMATION # 35331152 TO 654-028322	(2,500.00)
4/13	4/13	Cash Transfer - Debit	FUNDS TRANSFERRED	CONFIRMATION # 35401184 TO 654-028320	(3,014,236.00)
4/14	4/14	Funds Transferred	WIRED FUNDS SENT	BENE: BGW CONSULTING CORP. INC ACCT: XXXXXXXX2981	(15,000.00)
4/14	4/14	Funds Transferred	WIRED FUNDS SENT	BENE: WILFREDO MERCADO ACCT: XXXXXX7281	(2,603.66)
4/14	4/14	Online Transfer	FUNDS TRANSFERRED	CONFIRMATION # 35444914 TO 654-028322	(6,000.00)
4/24	4/24	Cash Transfer - Debit	FUNDS TRANSFERRED	CONFIRMATION # 35780891 TO PLA 754 XXXX905	(100,000.00)
4/29	4/29	Funds Transferred	WIRED FUNDS SENT	BENE: BGW CONSULTING CORP. INC ACCT: XXXXXXXX2981	(15,060.00)
5/6	5/6	Funds Transferred	WIRED FUNDS SENT	BENE: MCG AUTOMOTIVE LLC ACCT: XXXXXX0802	(2,700.00)
5/7	5/7	Online Transfer	FUNDS TRANSFERRED	CONFIRMATION # 36371016 TO 654-028318	(50,000.00)
5/8	5/8	Funds Transferred	WIRED FUNDS SENT	BENE: BOND NEW YORK PROPERTIES ACCT: XXXXXXXX0850	(3,365.00)
5/8	5/8	Online Transfer	FUNDS TRANSFERRED	CONFIRMATION # 36411151 TO 654-028322	(561.93)
5/11	5/11	Online Transfer	FUNDS TRANSFERRED	CONFIRMATION # 36446310 TO 654-028322	(2,746.64)
5/13	5/13	Funds Transferred	WIRED FUNDS SENT	BENE: ROBERT BIDEN ACCT: XXXXX5452	(15,000.00)
5/15	5/15	Funds Transferred	WIRED FUNDS SENT	BENE: BOND NEW YORK PROPERTIES ACCT: XXXXXXXX0850	(12,457.05)
5/18	5/18	Funds Transferred	WIRED FUNDS SENT	BENE: OWASCO PC ACCT: XXXXXX5142	(5,000.00)
6/4	6/4	Cash Transfer - Debit	FUNDS TRANSFERRED	CONFIRMATION # 37384357 TO 654-028322	(100.00)
6/8	6/8	Funds Transferred	WIRED FUNDS SENT	BENE: ROSEMONT PROPERTY MANAGE ACCT: XXXX5149	(20,000.00)
6/8	6/8	Funds Transferred	WIRED FUNDS SENT	BENE: ROBERT BIDEN ACCT: XXXXX5452	(15,000.00)



CLIENT STATEMENT

2015 Recap of Cash Management Activity

Active Assets Account  
654-031823-041

RSB, LLC  
C/O DEVON ARCHER

CASH RELATED ACTIVITY

ELECTRONIC TRANSFERS (DEBITS) (CONTINUED)

Transaction Date	Settlement Date	Activity Type	Description	Comments	Inflows/(Outflows)
6/10	6/10	Funds Transferred	WIRED FUNDS SENT	BENE: MCG AUTOMOTIVE LLC ACCT: XXXXXX0802	(1,400.00)
6/15	6/15	Cash Transfer - Debit	FUNDS TRANSFERRED	CONFIRMATION # 37683979 TO 654-028322	(100.00)
6/15	6/15	Funds Transferred	WIRED FUNDS SENT	BENE: FIRST CLEARING LLC ACCT: XXXXXX3377	(3,668.47)
6/23	6/23	Funds Transferred	WIRED FUNDS SENT	BENE: ROBERT BIDEN ACCT: XXXXX5452	(15,000.00)
6/24	6/24	Funds Transferred	WIRED FUNDS SENT	BENE: CALIBER HOME LOANS ACCT: XXXXXX3793	(30,753.01)
6/26	6/26	Funds Transferred	WIRED FUNDS SENT	BENE: TE SYSTEMS INC. ACCT: XXXXXX0114	(9,284.06)
6/29	6/29	Funds Transferred	WIRED FUNDS SENT	BENE: RONTEKS EXPORT LP ACCT: XXXXXXXXXXXXXXXX6851	(22,500.00)
7/2	7/2	Cash Transfer - Debit	FUNDS TRANSFERRED	CONFIRMATION # 38612862 TO 654-032275	(125,000.00)
7/2	7/2	Funds Transferred	WIRED FUNDS SENT	BENE: WELLS FARGO ADVISORS ACCT: XXXXXX5142	(5,000.00)
7/9	7/9	Funds Transferred	WIRED FUNDS SENT	BENE: ROBERT BIDEN ACCT: XXXXX5452	(20,000.00)
7/16	7/16	Funds Transferred	WIRED FUNDS SENT	BENE: THE WOLFF LAW FIRM TRUST ACCT: XXXXXX8399	(6,580.00)
7/17	7/17	Funds Transferred	WIRED FUNDS SENT	BENE: ROBERT BIDEN ACCT: XXXXX0876	(19,000.00)
7/24	7/24	Funds Transferred	WIRED FUNDS SENT	BENE: ROBERT BIDEN ACCT: XXXXX8378	(97,979.00)
7/24	7/24	Funds Transferred	WIRED FUNDS SENT	BENE: PERSHING LLC ACCT: XXXXXX2385	(20,000.00)
7/30	7/30	Funds Transferred	WIRED FUNDS SENT	BENE: ROBERT BIDEN ACCT: XXXXX0876	(14,000.00)
7/30	7/30	Funds Transferred	WIRED FUNDS SENT	BENE: MCG AUTOMOTIVE LLC ACCT: XXXXXX0802	(1,500.00)
7/30	7/30	Online Transfer	FUNDS TRANSFERRED	CONFIRMATION # 40013543 TO 654-031822	(10,000.00)
8/3	8/3	Funds Transferred	WIRED FUNDS SENT	BENE: OWASCO PC ACCT: XXXXXX5142	(5,000.00)
8/3	8/3	Online Transfer	FUNDS TRANSFERRED	CONFIRMATION # 40364817 TO 654-028322	(126.80)



## CLIENT STATEMENT

## 2015 Recap of Cash Management Activity

Active Assets Account  
654-031823-041RSB, LLC  
C/O DEVON ARCHER

## CASH RELATED ACTIVITY

## ELECTRONIC TRANSFERS (DEBITS) (CONTINUED)

Transaction Date	Settlement Date	Activity Type	Description	Comments	Inflows/(Outflows)
8/6	8/6	Funds Transferred	WIRED FUNDS SENT	BENE: STEVE ARCURI ACCT: XXXXX3630	(2,500.00)
8/10	8/10	Funds Transferred	WIRED FUNDS SENT	BENE: MAGZHAN KENESBAI ACCT: XXXXXX5007	(800.00)
8/13	8/13	Funds Transferred	WIRED FUNDS SENT	BENE: ROBERT BIDEN ACCT: XXXXX0876	(19,000.00)
8/21	8/21	Online Transfer	FUNDS TRANSFERRED	CONFIRMATION # 40964826 TO 654-028322	(66.70)
8/24	8/24	Funds Transferred	WIRED FUNDS SENT	BENE: BGW CONSULTING CORP, INC ACCT: XXXXXXXX2981	(40,000.00)
8/24	8/24	Funds Transferred	WIRED FUNDS SENT	BENE: O.G. DESIGNS ACCT: XXXXXX6758	(8,302.50)
8/25	8/25	Online Transfer	FUNDS TRANSFERRED	CONFIRMATION # 41060876 TO 654-031822	(50,000.00)
8/26	8/26	Funds Transferred	WIRED FUNDS SENT	BENE: MFTCG HOLDINGS LLC BIDEN ACCT: XXXXXXXX2092	(150,000.00)
8/26	8/26	Funds Transferred	WIRED FUNDS SENT	BENE: STEVE ARCURI ACCT: XXXXX3630	(3,000.00)
8/31	8/31	Funds Transferred	WIRED FUNDS SENT	BENE: ROBERT BIDEN ACCT: XXXXX0876	(14,000.00)
9/1	9/1	Funds Transferred	WIRED FUNDS SENT	BENE: OWASCO, PC ACCT: XXXXXX5142	(5,000.00)
9/1	9/1	Online Transfer	FUNDS TRANSFERRED	CONFIRMATION # 41496424 TO 654-031822	(10,000.00)
9/3	9/3	Funds Transferred	WIRED FUNDS SENT	BENE: ROBERT BIDEN ACCT: XXXXX0876	(5,000.00)
9/9	9/9	Funds Transferred	WIRED FUNDS SENT	BENE: LEXVEST GROUP ACCT: XXXX0975	(5,000.00)
9/14	9/14	Funds Transferred	WIRED FUNDS SENT	BENE: MCG AUTOMOTIVE LLC ACCT: XXXXXX0802	(1,300.00)
9/16	9/16	Funds Transferred	WIRED FUNDS SENT	BENE: ROBERT BIDEN ACCT: XXXXX0876	(19,000.00)
9/16	9/16	Funds Transferred	WIRED FUNDS SENT	BENE: SEBASTIAN MOMTAZI ACCT: XXXXX9111	(15,000.00)
9/24	9/24	Funds Transferred	WIRED FUNDS SENT	BENE: THE WOLFF LAW FIRM TRUST ACCT: XXXXXX8399	(100,000.00)
9/28	9/28	Online Transfer	FUNDS TRANSFERRED	CONFIRMATION # 42345599 TO 654-028322	(12,000.00)



## CLIENT STATEMENT

## 2015 Recap of Cash Management Activity

Active Assets Account  
654-031823-041RSB, LLC  
C/O DEVON ARCHER

## CASH RELATED ACTIVITY

## ELECTRONIC TRANSFERS (DEBITS) (CONTINUED)

Transaction Date	Settlement Date	Activity Type	Description	Comments	Inflows/(Outflows)
9/30	9/30	Funds Transferred	WIRED FUNDS SENT	BENE: ROBERT BIDEN ACCT: XXXXX0876	(19,000.00)
10/1	10/1	Funds Transferred	WIRED FUNDS SENT	BENE: BURNHAM FINANCIAL GROUP ACCT: XXXXXXX4969	(750,000.00)
10/1	10/1	Funds Transferred	WIRED FUNDS SENT	BENE: BURNHAM FINANCIAL GROUP ACCT: XXXXXXX4969	(198,000.00)
10/1	10/1	Funds Transferred	WIRED FUNDS SENT	BENE: BURNHAM FINANCIAL GROUP ACCT: XXXXXXX4969	(150,000.00)
10/2	10/2	Online Transfer	FUNDS TRANSFERRED	CONFIRMATION # 42796396 TO 654-031822	(12,000.00)
10/5	10/5	Funds Transferred	WIRED FUNDS SENT	BENE: ROBERT BIDEN ACCT: XXXXX0876	(15,000.00)
10/12	10/12	Cash Transfer - Debit	CASH ADJUSTMENT	REV INCOMING WIRE	(903,000.00)
10/19	10/19	Funds Transferred	WIRED FUNDS SENT	BENE: ROBERT BIDEN ACCT: XXXXX0876	(6,333.40)
10/22	10/22	Online Transfer	FUNDS TRANSFERRED	CONFIRMATION # 43415091 TO 654-031822	(7,000.00)
10/23	10/23	Funds Transferred	WIRED FUNDS SENT	BENE: ARCADIA RESOURCES INVEST ACCT: XXXXXX1978	(20,137.02)
11/24	11/24	Funds Transferred	WIRED FUNDS SENT	BENE: REPUTATION.COM INC. ACCT: XXXXXX5404	(25,000.00)
12/2	12/2	Funds Transferred	WIRED FUNDS SENT	BENE: PERSHING LLC ACCT: XXXXXX2385	(151,543.69)

## TOTAL ELECTRONIC TRANSFERS (DEBITS)

**\$(7,552,064.38)**

## OTHER CREDITS

Transaction Date	Settlement Date	Activity Type	Description	Comments	Inflows/(Outflows)
5/18	5/18	Other Credits	BANK DEPOSIT PROGRAM		\$187,380.04

## TOTAL OTHER CREDITS

**\$187,380.04**

## OTHER DEBITS

Transaction Date	Settlement Date	Activity Type	Description	Comments	Inflows/(Outflows)
5/18	5/18	Other Debits	BANK DEPOSIT PROGRAM		\$(187,380.04)

## TOTAL OTHER DEBITS

**\$(187,380.04)**

## TOTAL CASH RELATED ACTIVITY

**\$907,153.37**



## CLIENT STATEMENT

## 2015 Recap of Cash Management Activity

Active Assets Account  
654-031823-041RSB, LLC  
C/O DEVON ARCHER

## DEBIT CARD/CHECK ACTIVITY

## DEBIT CARD

DEVON ARCHER Card Ending in 9447

## AMUSEMENT/ENTERTAINMENT

Date of Activity	Date Paid	Description	Location/Phone	Credits/(Debits)
5/7	5/8	MICHAEL ACERRA GOLF	PLANDOME NY	\$(37.77)
TOTAL AMUSEMENT/ENTERTAINMENT				\$(37.77)

## MISCELLANEOUS

Date of Activity	Date Paid	Description	Location/Phone	Credits/(Debits)
4/29	4/30	LEGENDS YANKEE STDM MD	BRONX NY	\$(25.00)
4/29	4/30	LEGENDS YANKEE STDM MD	BRONX NY	(45.00)
TOTAL MISCELLANEOUS				\$(70.00)

## RESTAURANTS

Date of Activity	Date Paid	Description	Location/Phone	Credits/(Debits)
4/28	4/29	TROPIC JUICE BAR & GRI	BROOKLYN NY	\$(25.59)
4/29	4/30	SQ *AMPLE HILLS GOWANU	BROOKLYN NY	(11.01)
4/29	5/1	YANKEE STDM LEGENDS CL	BRONX NY	(29.04)
4/29	4/30	NIGHTINGALE 9	BROOKLYN NY	(103.19)
5/1	5/4	TROPIC JUICE BAR & GRI	BROOKLYN NY	(25.59)
5/4	5/5	TROPIC JUICE BAR & GRI	BROOKLYN NY	(13.79)
5/5	5/6	TROPIC JUICE BAR & GRI	BROOKLYN NY	(25.59)
5/6	5/7	FRANKIES SPUNTINO	BROOKLYN NY	(237.07)
5/8	5/11	GREENS IRISH PUB	MANHASSET NY	(28.00)
TOTAL RESTAURANTS				\$(498.87)

## RETAIL STORES

Date of Activity	Date Paid	Description	Location/Phone	Credits/(Debits)
4/25	4/27	SCOTTOS	HAMPTON BAYS NY	\$(90.59)
TOTAL RETAIL STORES				\$(90.59)

**TOTAL DEBIT CARD - DEVON ARCHER****\$(697.23)****TOTAL DEBIT CARD****\$(697.23)**



CLIENT STATEMENT

2015 Recap of Cash Management Activity

Active Assets Account  
654-031823-041

RSB, LLC  
C/O DEVON ARCHER

DEBIT CARD/CHECK ACTIVITY

CHECKS WRITTEN

CHECKS WITH NO CODE

Date Written	Date Paid	Check Number	Activity Type	Payee	Expense Category	Credits/(Debits)
12/18	2/23	1036	Check	CIRSD		\$(25,000.00)
1/8	1/13	1039	Check	DANIEL GRELLA		(6,000.00)
1/8	1/13	1040	Check	DOMINICK GRELLA		(6,000.00)
1/8	1/12	1041	Check	EPC GRP INC		(9,000.00)
1/12	1/21	1042	Check	U S TREASURY		(200,000.00)
1/12	1/21	1043	Check	THE TOLL ROADS VIOLATION DEPT		(1,580.13)
1/12	1/20	1044	Check	JESSUP LANDSCAPING INC		(3,000.00)
1/14	1/15	1045	Check	EPC GRP INC		(6,000.00)
1/7	1/21	1046	Check	THE WOLFF LAW FIRM		(3,165.70)
8/24	8/25	1047	Check	MARK A		(1,953.69)
4/14	4/21	1112	Check	US TREAS		(20,000.00)
4/14	4/23	1113	Check	NEW YORK STATE		(5,000.00)
5/13	5/18	1114	Check	TOWN SOHO LLC		(1,607.50)
5/18	5/22	1116	Check	MARTIN NEWMAN		(35.00)
8/24	8/27	1117	Check	LOUIS PLUM & CO		(7,500.00)
9/10	9/14	1118	Check	THE WOLFF LAW FIRM		(3,725.00)
9/25	10/6	1123	Check	US TREASURY		(173,729.00)
9/25	10/7	1124	Check	ARKANSAS DEPARTMENT OF & ADMIN		(63.00)
9/25	10/7	1125	Check	LA DEPT OF REV		(12.00)
9/25	10/5	1126	Check	COMM OF TAXATION & FIN		(3,741.00)
9/28	10/1	1127	Check	MARTHA FARED		(100.00)
9/28	10/2	1128	Check	LOU'S AND COMPANY		(2,750.00)
6/19	6/24	1145	Check	MARK AMMIRATI		(5,868.09)
6/17	6/19	1146	Check	MARK AMMIRATI		(5,868.09)
TOTAL CHECKS WITH NO CODE						\$(491,698.20)

TOTAL CHECKS WRITTEN

**\$(491,698.20)**

AUTOMATED PAYMENTS

Bill Pay and other electronic activity, which may include checks you wrote that were processed by Automated Clearing House processing.

Date of Payment	Date Paid	Activity Type	Payee	Credits/(Debits)
1/9	1/9	Automated Payment	BANK OF THE WEST IC PAYMENT	\$(1,326.48)
1/23	1/23	Automated Payment	AMEX EPayment ACH PMT	(36,752.70)
1/30	1/30	Automated Payment	VRBO 388264 38 RENT	(7,375.00)
1/30	1/30	Automated Payment	BANK OF AMERICA ONLINE PMT	(3,000.00)



## CLIENT STATEMENT

## 2015 Recap of Cash Management Activity

Active Assets Account  
654-031823-041RSB, LLC  
C/O DEVON ARCHER

## DEBIT CARD/CHECK ACTIVITY

## AUTOMATED PAYMENTS (CONTINUED)

Date of Payment	Date Paid	Activity Type	Payee	Credits/(Debits)
2/2	2/2	Automated Payment	CUSTOMIZED SERVI RENTPYMNT	(49.00)
2/5	2/5	Automated Payment	J CONDOMINIUM SO 1010888706	(906.74)
2/10	2/10	Automated Payment	BANK OF THE WEST IC PAYMENT	(1,326.48)
2/19	2/19	Automated Payment	AMEX EPayment ACH PMT	(61,595.79)
3/2	3/2	Automated Payment	BANK OF AMERICA	(3,000.00)
3/5	3/5	Automated Payment	J CONDOMINIUM SO	(906.74)
3/10	3/10	Automated Payment	BANK OF THE WEST	(1,326.48)
3/26	3/26	Automated Payment	AMEX EPayment ACH PMT	(31,104.84)
3/30	3/30	Automated Payment	BANK OF AMERICA ONLINE PMT	(3,000.00)
4/6	4/6	Automated Payment	J CONDOMINIUM SO 1010888706	(906.74)
4/9	4/9	Automated Payment	BANK OF THE WEST IC PAYMENT	(1,326.48)
4/23	4/23	Automated Payment	AMEX EPayment ACH PMT	(41,938.64)
4/30	4/30	Automated Payment	BANK OF AMERICA ONLINE PMT	(3,000.00)
5/5	5/5	Automated Payment	J CONDOMINIUM SO 1010888706	(906.74)
5/5	5/5	Automated Payment	Maritime Sea Ins Insurance	(482.00)
5/9	5/11	Automated Payment	BANK OF THE WEST IC PAYMENT	(1,326.48)
6/1	6/1	Automated Payment	BANK OF AMERICA ONLINE PMT	(3,000.00)
6/4	6/4	Automated Payment	AMEX EPayment ACH PMT	(37,336.93)
6/4	6/4	Automated Payment	AMEX EPayment ACH PMT	(1,437.88)
6/5	6/5	Automated Payment	J CONDOMINIUM SO 1010888706	(906.74)
6/9	6/9	Automated Payment	BANK OF THE WEST IC PAYMENT	(1,326.48)
6/30	6/30	Automated Payment	AMEX EPayment ACH PMT	(41,605.10)
6/30	6/30	Automated Payment	BANK OF AMERICA ONLINE PMT	(3,000.00)
6/30	6/30	Automated Payment	AMEX EPayment ACH PMT	(38.00)
7/6	7/6	Automated Payment	J CONDOMINIUM SO 1010888706	(906.74)
7/9	7/9	Automated Payment	BANK OF THE WEST IC PAYMENT	(1,326.48)
7/17	7/17	Automated Payment	AMEX EPayment ACH PMT	(70,794.02)
7/30	7/30	Automated Payment	BANK OF AMERICA ONLINE PMT	(3,000.00)
8/5	8/5	Automated Payment	J CONDOMINIUM SO 1010888706	(906.74)
8/11	8/11	Automated Payment	BANK OF THE WEST IC PAYMENT	(1,326.48)
8/19	8/19	Automated Payment	AMEX EPayment ACH PMT	(36,423.18)
8/19	8/19	Automated Payment	AMEX EPayment ACH PMT	(76.26)
8/28	8/28	Automated Payment	Maritime Sea Ins Insurance	(245.00)
8/31	8/31	Automated Payment	AMEX EPayment ACH PMT	(14,062.59)
8/31	8/31	Automated Payment	BANK OF AMERICA ONLINE PMT	(3,000.00)
9/4	9/4	Automated Payment	J CONDOMINIUM SO 1010888706	(906.74)
9/9	9/9	Automated Payment	BANK OF THE WEST IC PAYMENT	(1,326.48)
9/15	9/15	Automated Payment	AMEX EPayment ACH PMT	(48,189.46)
9/29	9/29	Automated Payment	AMEX EPayment ACH PMT	(13,796.23)



CLIENT STATEMENT

2015 Recap of Cash Management Activity

Active Assets Account  
654-031823-041

RSB, LLC  
C/O DEVON ARCHER

DEBIT CARD/CHECK ACTIVITY

AUTOMATED PAYMENTS (CONTINUED)

Date of Payment	Date Paid	Activity Type	Payee	Credits/(Debits)
9/30	9/30	Automated Payment	BANK OF AMERICA ONLINE PMT	(3,000.00)
10/5	10/5	Automated Payment	J CONDOMINIUM SO 1010888706	(906.74)
10/9	10/9	Automated Payment	BANK OF THE WEST IC PAYMENT	(1,326.48)
10/20	10/20	Automated Payment	AMEX EPayment ACH PMT	(46,627.58)
10/30	10/30	Automated Payment	BANK OF AMERICA ONLINE PMT	(3,000.00)
11/3	11/3	Automated Payment	AMEX EPayment ACH PMT	(15,590.15)
11/5	11/5	Automated Payment	J CONDOMINIUM SO	(906.74)
11/10	11/10	Automated Payment	BANK OF THE WEST IC PAYMENT	(1,326.48)
11/23	11/23	Automated Payment	AMEX EPayment ACH PMT	(45,232.81)
11/23	11/23	Automated Payment	AMEX EPayment ACH PMT	(450.00)
11/30	11/30	Automated Payment	BANK OF AMERICA ONLINE PMT	(3,000.00)
12/4	12/4	Automated Payment-Adj	CK# 000000 RETURNED	906.74
12/4	12/4	Automated Payment	J CONDOMINIUM SO	(906.74)
12/9	12/9	Automated Payment-Adj	CK# 000000 RETURNED	1,326.48
12/9	12/9	Automated Payment	BANK OF THE WEST	(1,326.48)
12/30	12/30	Automated Payment-Adj	CK# 000000 RETURNED	3,000.00
12/30	12/30	Automated Payment	BANK OF AMERICA	(3,000.00)
<b>TOTAL AUTOMATED PAYMENTS</b>				<b>\$(607,861.84)</b>

TOTAL DEBIT CARD/CHECK ACTIVITY

**\$(1,100,257.27)**

SECURITY TRANSFERS

Date	Activity Type	Security (Symbol)	Comments	Quantity	Accrued Interest	Amount
1/21	Transfer out of Account	CONS DISCRET SEL SECT SPDR FD	PER VERBAL INSTRUCTIONS TO 654-029324-000 AO 01/21/15	7,450.000		\$(519,414.00)
1/21	Transfer out of Account	ENERGY SEL SECT SPDR FD	PER VERBAL INSTRUCTIONS TO 654-029324-000 AO 01/21/15	7,000.000		(537,950.00)
4/9	Transfer out of Account	WAKPAMNI LAKE BE 6020 210C01	PER LOA TO 654-030737-000 AO 04/09/15	15,000,000.000	(519,225.00)	(16,791,435.00)
6/10	Transfer into Account	CODE REBEL CORP COM RST		510,831.000		19,672,101.81



CLIENT STATEMENT

2015 Recap of Cash Management Activity


Active Assets Account  
654-031823-041

RSB, LLC  
C/O DEVON ARCHER

SECURITY TRANSFERS (CONTINUED)

Date	Activity Type	Security (Symbol)	Comments	Quantity	Accrued Interest	Amount
6/25	Transfer out of Account	JPMORGAN CHASE & CO 6.1%-AA	PER VERBAL INSTRUCTIONS TO 654-031879-000 AO 06/25/15	10,000.000		(247,000.00)
<b>TOTAL SECURITY TRANSFERS</b>						<b>\$1,576,302.81</b>
Total Accrued Interest						\$(519,225.00)





**This page intentionally left blank**



**CLIENT STATEMENT** | For the Period January 1-31, 2016

**STATEMENT FOR:**  
RSB, LLC  
C/O DEVON ARCHER

**TOTAL VALUE OF YOUR ACCOUNT** (as of 1/31/16) —  
*Includes Accrued Interest*

*Morgan Stanley Private Wealth Management, a division of Morgan Stanley Smith Barney LLC.  
Member SIPC.*

**Your Private Wealth Advisor Team**  
The Wool Group  
212-893-6507

**Your Private Wealth Advisors**  
**Kyle Wool**  
Executive Director  
Kyle.Wool@morganstanley.com  
212 893-6507

**Jerome Niles**  
Vice President  
Jerome.Niles@morganstanley.com  
212 893-6450

#BWNJGWM

RSB, LLC  
C/O DEVON ARCHER  
152 W 57TH ST  
47TH FL  
NEW YORK NY 10019-3480

**Your Branch**  
399 PARK AVE 12TH FL  
NEW YORK, NY 10022  
Telephone: 212-893-6300; Alt. Phone: 800-223-0270; Fax: 212-893-6301

**Client Service Center** (24 Hours a Day; 7 Days a Week) : 800-668-8168

**Access Your Account Online:** [www.morganstanley.com/PWM](http://www.morganstanley.com/PWM)

654 - 031823 - 041 - 1 - 0



## Standard Disclosures

The following Disclosures are applicable to the enclosed statement(s). Expanded Disclosures are attached to your most recent June and December statement (or your first Statement if you have not received a statement for those months). The Expanded Disclosures are also available by selecting Account Documents when you log on to [www.morganstanley.com/online](http://www.morganstanley.com/online) or, call 800-869-3326.

### Questions?

Questions regarding your account may be directed to your Financial Advisor or the Branch Manager for the branch office where you maintain your account. If you require further assistance, call Client Service Center at (800) 869-3326 or for account-related concerns call our Client Advocate at (866) 227-2256.

### Errors and Inquiries

It is your responsibility to review your statement promptly and to seek immediate clarification about entries that you do not understand or believe were made in error by contacting the Branch Manager of the office where you maintain your account. Oral communications regarding any inaccuracy or discrepancy in this statement should be re-confirmed in writing to further protect your rights, including rights under the Securities Investor Protection Act (SIPA). Your statement will be deemed correct unless we receive a written inquiry of a suspected error. See your account documentation for special rules regarding your rights and responsibilities with respect to erroneous electronic fund transfers, including a description of the transfers covered.

### Availability of Free Credit Balances and Financial Statements

Under the customer protection rules of the SEC [17 CFR §240.15c3-3], we may use funds comprising free credit balances carried for customer accounts here, provided that these funds are payable to customers on demand (i.e., are free of a lien or right of set-off in our favor or on behalf of some third party to whom you have given control). A financial statement of this organization is available for your personal inspection at its offices, or a copy will be mailed to you upon your written request.

### Listed Options

Information with respect to commissions and other charges related to the execution of options transactions has been included in confirmations of such transactions previously furnished to you and such information will be made available to you promptly at your request. Promptly advise us of any material change in your investment objectives or financial situation.

**Important Information if you are a Margin Customer**(not available for certain retirement accounts)

If you have margin privileges, you may borrow money from us in exchange for pledging assets in your accounts as collateral for any outstanding margin loan. The amount you may borrow is based on the

value of the eligible securities in your margin accounts. If a security has eligible shares, the number of shares pledged as collateral will be indicated below the position.

### Margin Interest Charges

We calculate interest charges on margin loans as follows: (1) multiply the applicable margin interest rate by the daily close of business net settled debit balance, and (2) divide by 360 (days). Margin interest accrues daily throughout the month and is added to your debit balance at month-end. The month-end interest charge is the sum of the daily accrued interest calculations for the month. We add the accrued interest to your debit balance and start a new calculation each time the applicable interest rate changes and at the close of every statement month. For current margin loan interest rates, go to [www.morganstanley.com/online/MIRates](http://www.morganstanley.com/online/MIRates).

### Information regarding Special Memorandum Account

If you have a Margin Account, this is a combined statement of your Margin Account and Special Memorandum Account maintained for you under Section 220.5 of Regulation T issued by the Board of Governors of the Federal Reserve System. The permanent record of the Special Memorandum Account as required by Regulation T is available for your inspection at your request.

### Important Information About Auction Rate Securities

Due to market conditions, certain Auction Rate Securities experience no or limited liquidity. Therefore, the price(s) for any Auction Rate Securities shown on this statement may not reflect the price(s) you would receive upon a sale at auction or in a secondary market transaction, and are not an indication of any offer to purchase at such price.

### Structured Investments Risks and Considerations

Structured Investments (Structured Products) are complex products and may be subject to special risks. Investors should consider the concentration risk of owning the related security and their total exposure to any underlying asset. Structured Investments, which may appear in various statement product categories and are identified on the Position Description Details line as "Asset Class: Struct Inv," may not perform in a manner consistent with the statement product category where they appear and therefore may not satisfy portfolio asset allocation needs for that category.

### Security Measures

This statement features several embedded security elements to safeguard its authenticity. One is a unique security mark—a blue rectangle printed in heat-sensitive ink on the back of every page. When exposed to warmth, the blue rectangle will disappear, and then reappear.

### SIPC Protection

We are a member of Securities Investor Protection Corporation (SIPC), which protects securities of its customers up to \$500,000 (including \$250,000 for claims for cash). An explanatory brochure is available upon request or at [www.sipc.org](http://www.sipc.org). Losses due to market fluctuation are not protected by SIPC and assets not held with us may not be covered by SIPC protection. To obtain information about SIPC, including an explanatory SIPC brochure, contact SIPC at 1-202-371-8300 or visit [www.sipc.org](http://www.sipc.org).

### Transaction Dates and Conditions

Upon written request, we will furnish the date and time of a transaction and the name of the other party to a transaction. We and/or our affiliates may accept benefits that constitute payment for order flow. Details regarding these benefits and the source and amount of any other remuneration received or to be received by us in connection with any transaction will be furnished upon written request.

### Equity Research Ratings Definitions and Global Investment Manager Analysis Status

Some equity securities may have research ratings from Morgan Stanley & Co. LLC or Standard & Poor's. Research ratings are the research providers' opinions and not representations or guarantees of performance. For more information about each research provider's rating system, see the Research Ratings on your most recent June or December statement (or your first statement if you have not received a statement for those months), go to [www.morganstanley.com/online](http://www.morganstanley.com/online) or refer to the research provider's research report. Research reports contain more complete information concerning the analyst's views and you should read the entire research report and not infer its contents from the rating alone. If your account contains an advisory component or is an advisory account, a GIMA status will apply.

**Credit Ratings from Moody's Investors Service and Standard & Poor's**  
The credit rating from Moody's Investors Service and Standard & Poor's may be shown for certain securities. All credit ratings represent the opinions of the provider and are not representations or guarantees of performance. Your Financial Advisor will be pleased to provide you with further information or assistance in interpreting these credit ratings.

Revised 10/2015



Account Summary

Active Assets Account  
654-031823-041

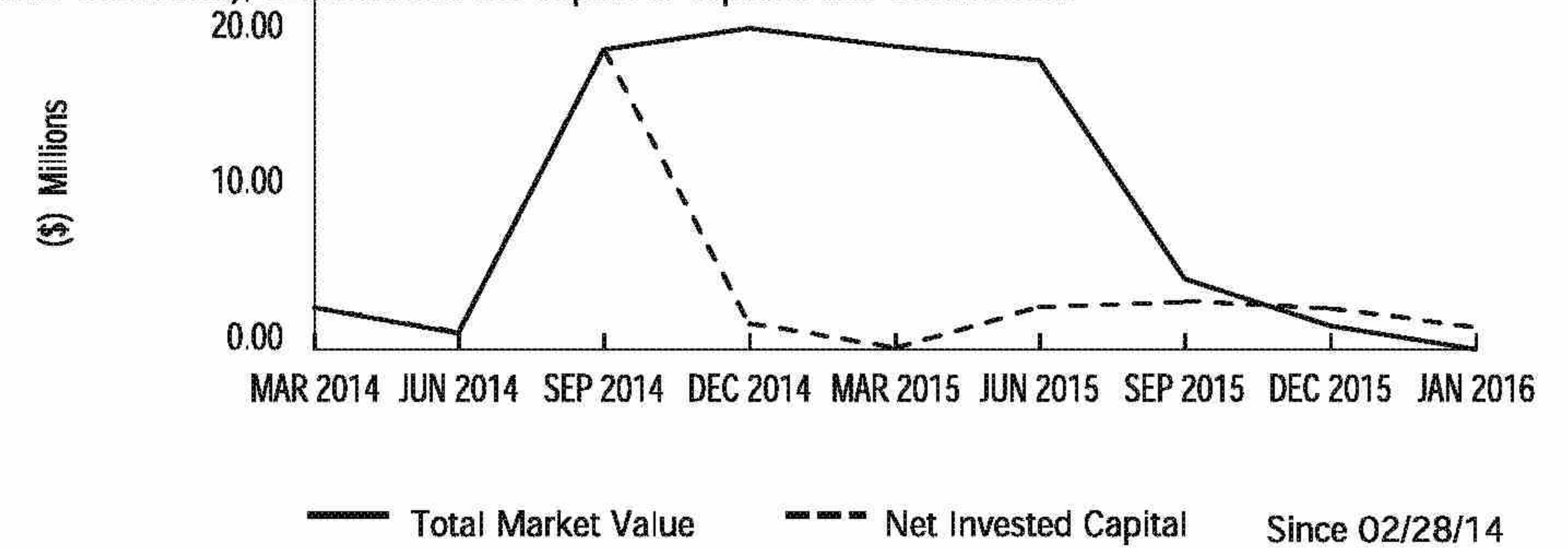
RSB, LLC  
C/O DEVON ARCHER

CHANGE IN VALUE OF YOUR ACCOUNTS (includes accrued interest)

	This Period (1/1/16-1/31/16)	This Year (1/1/16-1/31/16)
<b>TOTAL BEGINNING VALUE</b>	<b>\$1,369,027.16</b>	<b>\$1,369,027.16</b>
Credits	—	—
Debits	(0.08)	(0.08)
Security Transfers	(1,108,503.27)	(1,108,503.27)
<b>Net Credits/Debits/Transfers</b>	<b>\$(1,108,503.35)</b>	<b>\$(1,108,503.35)</b>
<b>Change in Value</b>	<b>(260,523.81)</b>	<b>(260,523.81)</b>
<b>TOTAL ENDING VALUE</b>	<b>—</b>	<b>—</b>

CHANGE IN VALUE OVER TIME

The display of market value (total account value) and net invested capital (total amount invested minus total withdrawn), demonstrates the impact of deposits and withdrawals.



*This graph does not reflect corrections to Net Invested Capital or Market Value made subsequent to the dates depicted. It may exclude transactions in Annuities or positions where we are not the custodian, which could delay the reporting of Market Value or affect the Net Invested Capital.*

ASSET ALLOCATION

	Market Value	Percentage
<b>TOTAL VALUE</b>	<b>\$0.00</b>	<b>100.00%</b>





**Account Summary** Active Assets Account: 654-031823-041 RSB, LLC  
C/O DEVON ARCHER

**BALANCE SHEET** (^ includes accrued interest)

	Last Period (as of 12/31/15)	This Period (as of 1/31/16)
Cash, BDP, MMFs	\$0.08	—
Stocks	1,369,027.08	—
<b>Total Assets</b>	<b>\$1,369,027.16</b>	—
<b>Total Liabilities</b> (outstanding balance)	—	—
<b>TOTAL VALUE</b>	<b>\$1,369,027.16</b>	—

**CASH FLOW**

	This Period (1/1/16-1/31/16)	This Year (1/1/16-1/31/16)
<b>OPENING CASH, BDP, MMFs</b>	<b>\$0.08</b>	<b>\$0.08</b>
<b>Total Investment Related Activity</b>	—	—
Electronic Transfers-Debits	(0.08)	(0.08)
<b>Total Cash Related Activity</b>	<b>\$(0.08)</b>	<b>\$(0.08)</b>
<b>Total Card/Check Activity</b>	—	—
<b>CLOSING CASH, BDP, MMFs</b>	—	—

**INCOME AND DISTRIBUTION SUMMARY**

	This Period (1/1/16-1/31/16)	This Year (1/1/16-1/31/16)
<b>Total Taxable Income And Distributions</b>	—	—
<b>Total Tax-Exempt Income</b>	—	—
<b>TOTAL INCOME AND DISTRIBUTIONS</b>	—	—

*Taxable and tax exempt income classifications are based on the characteristics of the underlying securities and not the taxable status of the account.*

**GAIN/(LOSS) SUMMARY**

	Realized This Period (1/1/16-1/31/16)	Realized This Year (1/1/16-1/31/16)	Unrealized Inception to Date (as of 1/31/16)
<b>TOTAL GAIN/(LOSS)</b>	—	—	—

*The Gain/(Loss) Summary, which may change due to basis adjustments, is provided for informational purposes and should not be used for tax preparation. Refer to Gain/(Loss) in the Expanded Disclosures.*



Account Detail

Active Assets Account  
654-031823-041

RSB, LLC  
C/O DEVON ARCHER

Investment Objectives†: Speculation, Capital Appreciation, Income, Aggressive Income

Brokerage Account

† Inform us if your investment objectives, as defined in the Expanded Disclosures, change.

ACTIVITY

CASH FLOW ACTIVITY BY DATE

Transaction Settlement

Date	Date	Activity Type	Description	Comments	Quantity	Price	Credits/(Debits)
1/5	1/5	Automated Payment-Adj	CK# 000000 RETURNED	AUTOMATIC BILL PAYMENT			\$906.74
1/5	1/5	Automated Payment	J CONDOMINIUM SO	AUTOMATIC BILL PAYMENT			(906.74)
1/26	1/26	Withdrawal	BRANCH CHECK	PAID TO RSB, LLC			(0.08)
<b>NET CREDITS/(DEBITS)</b>							<b>\$(0.08)</b>

DEBIT CARD & CHECKING ACTIVITY

AUTOMATED PAYMENTS

Bill pay and other electronic activity, which may include checks you wrote that were processed by Automated Clearing House processing.

Date of Payment	Date Paid	Activity Type	Payee	Credits/(Debits)
1/5	1/5	Automated Payment-Adj	CK# 000000 RETURNED	\$906.74
1/5	1/5	Automated Payment	J CONDOMINIUM SO	(906.74)
<b>TOTAL AUTOMATED PAYMENTS</b>				<b>\$0.00</b>

MONEY MARKET FUND (MMF) AND BANK DEPOSIT PROGRAM ACTIVITY

Date	Activity Type	Description	Credits/(Debits)
1/5	Automatic Redemption	BANK DEPOSIT PROGRAM	\$(0.08)
1/6	Automatic Investment	BANK DEPOSIT PROGRAM	0.08
1/27	Automatic Redemption	BANK DEPOSIT PROGRAM	(0.08)
<b>NET ACTIVITY FOR PERIOD</b>			<b>\$(0.08)</b>



## Account Detail

Active Assets Account  
654-031823-041

RSB, LLC  
C/O DEVON ARCHER

### TRANSFERS, CORPORATE ACTIONS AND ADDITIONAL ACTIVITY

#### SECURITY TRANSFERS

Date	Activity Type	Security (Symbol)	Comments	Quantity	Accrued Interest	Amount
1/27	Transfer out of Account	CODE REBEL CORP COM	RST	510,831.000		\$(1,108,503.27)

#### COPIES OF THIS STATEMENT HAVE ALSO BEEN SENT TO:

LOUIS PLUNG AND COMPANY, LLP



**STATEMENT FOR:**  
RSB, LLC  
C/O DEVON ARCHER

**TOTAL VALUE OF YOUR ACCOUNT** (as of 2/29/16) —  
*Includes Accrued Interest*

*Morgan Stanley Private Wealth Management, a division of Morgan Stanley Smith Barney LLC.  
Member SIPC.*

**Your Private Wealth Advisor Team**  
The Wool Group  
212-893-6507

**Your Private Wealth Advisors**  
**Kyle Wool**  
Executive Director  
Kyle.Wool@morganstanley.com  
212 893-6507

**Jerome Niles**  
Vice President  
Jerome.Niles@morganstanley.com  
212 893-6450

#BWNJGWM

RSB, LLC  
C/O DEVON ARCHER  
152 W 57TH ST  
47TH FL  
NEW YORK NY 10019-3480

**Your Branch**  
399 PARK AVE 12TH FL  
NEW YORK, NY 10022  
Telephone: 212-893-6300; Alt. Phone: 800-223-0270; Fax: 212-893-6301

**Client Service Center** (24 Hours a Day; 7 Days a Week) : 800-668-8168

**Access Your Account Online:** [www.morganstanley.com/PWM](http://www.morganstanley.com/PWM)



## Standard Disclosures

The following Disclosures are applicable to the enclosed statement(s). Expanded Disclosures are attached to your most recent June and December statement (or your first Statement if you have not received a statement for those months). The Expanded Disclosures are also available by selecting Account Documents when you log on to [www.morganstanley.com/online](http://www.morganstanley.com/online) or, call 800-869-3326.

### Questions?

Questions regarding your account may be directed to your Financial Advisor or the Branch Manager for the branch office where you maintain your account. If you require further assistance, call Client Service Center at (800) 869-3326 or for account-related concerns call our Client Advocate at (866) 227-2256.

### Errors and Inquiries

It is your responsibility to review your statement promptly and to seek immediate clarification about entries that you do not understand or believe were made in error by contacting the Branch Manager of the office where you maintain your account. Oral communications regarding any inaccuracy or discrepancy in this statement should be re-confirmed in writing to further protect your rights, including rights under the Securities Investor Protection Act (SIPA). Your statement will be deemed correct unless we receive a written inquiry of a suspected error. See your account documentation for special rules regarding your rights and responsibilities with respect to erroneous electronic fund transfers, including a description of the transfers covered.

### Availability of Free Credit Balances and Financial Statements

Under the customer protection rules of the SEC [17 CFR §240.15c3-3], we may use funds comprising free credit balances carried for customer accounts here, provided that these funds are payable to customers on demand (i.e., are free of a lien or right of set-off in our favor or on behalf of some third party to whom you have given control). A financial statement of this organization is available for your personal inspection at its offices, or a copy will be mailed to you upon your written request.

### Listed Options

Information with respect to commissions and other charges related to the execution of options transactions has been included in confirmations of such transactions previously furnished to you and such information will be made available to you promptly at your request. Promptly advise us of any material change in your investment objectives or financial situation.

**Important Information if you are a Margin Customer**(not available for certain retirement accounts)

If you have margin privileges, you may borrow money from us in exchange for pledging assets in your accounts as collateral for any outstanding margin loan. The amount you may borrow is based on the

value of the eligible securities in your margin accounts. If a security has eligible shares, the number of shares pledged as collateral will be indicated below the position.

### Margin Interest Charges

We calculate interest charges on margin loans as follows: (1) multiply the applicable margin interest rate by the daily close of business net settled debit balance, and (2) divide by 360 (days). Margin interest accrues daily throughout the month and is added to your debit balance at month-end. The month-end interest charge is the sum of the daily accrued interest calculations for the month. We add the accrued interest to your debit balance and start a new calculation each time the applicable interest rate changes and at the close of every statement month. For current margin loan interest rates, go to [www.morganstanley.com/online/MIRates](http://www.morganstanley.com/online/MIRates).

### Information regarding Special Memorandum Account

If you have a Margin Account, this is a combined statement of your Margin Account and Special Memorandum Account maintained for you under Section 220.5 of Regulation T issued by the Board of Governors of the Federal Reserve System. The permanent record of the Special Memorandum Account as required by Regulation T is available for your inspection at your request.

### Important Information About Auction Rate Securities

Due to market conditions, certain Auction Rate Securities experience no or limited liquidity. Therefore, the price(s) for any Auction Rate Securities shown on this statement may not reflect the price(s) you would receive upon a sale at auction or in a secondary market transaction, and are not an indication of any offer to purchase at such price.

### Structured Investments Risks and Considerations

Structured Investments (Structured Products) are complex products and may be subject to special risks. Investors should consider the concentration risk of owning the related security and their total exposure to any underlying asset. Structured Investments, which may appear in various statement product categories and are identified on the Position Description Details line as "Asset Class: Struct Inv," may not perform in a manner consistent with the statement product category where they appear and therefore may not satisfy portfolio asset allocation needs for that category.

### Security Measures

This statement features several embedded security elements to safeguard its authenticity. One is a unique security mark—a blue rectangle printed in heat-sensitive ink on the back of every page. When exposed to warmth, the blue rectangle will disappear, and then reappear.

### SIPC Protection

We are a member of Securities Investor Protection Corporation (SIPC), which protects securities of its customers up to \$500,000 (including \$250,000 for claims for cash). An explanatory brochure is available upon request or at [www.sipc.org](http://www.sipc.org). Losses due to market fluctuation are not protected by SIPC and assets not held with us may not be covered by SIPC protection. To obtain information about SIPC, including an explanatory SIPC brochure, contact SIPC at 1-202-371-8300 or visit [www.sipc.org](http://www.sipc.org).

### Transaction Dates and Conditions

Upon written request, we will furnish the date and time of a transaction and the name of the other party to a transaction. We and/or our affiliates may accept benefits that constitute payment for order flow. Details regarding these benefits and the source and amount of any other remuneration received or to be received by us in connection with any transaction will be furnished upon written request.

### Equity Research Ratings Definitions and Global Investment Manager Analysis Status

Some equity securities may have research ratings from Morgan Stanley & Co. LLC or Standard & Poor's. Research ratings are the research providers' opinions and not representations or guarantees of performance. For more information about each research provider's rating system, see the Research Ratings on your most recent June or December statement (or your first statement if you have not received a statement for those months), go to [www.morganstanley.com/online](http://www.morganstanley.com/online) or refer to the research provider's research report. Research reports contain more complete information concerning the analyst's views and you should read the entire research report and not infer its contents from the rating alone. If your account contains an advisory component or is an advisory account, a GIMA status will apply.

**Credit Ratings from Moody's Investors Service and Standard & Poor's**  
The credit rating from Moody's Investors Service and Standard & Poor's may be shown for certain securities. All credit ratings represent the opinions of the provider and are not representations or guarantees of performance. Your Financial Advisor will be pleased to provide you with further information or assistance in interpreting these credit ratings.

Revised 10/2015



Account Summary

Active Assets Account  
654-031823-041

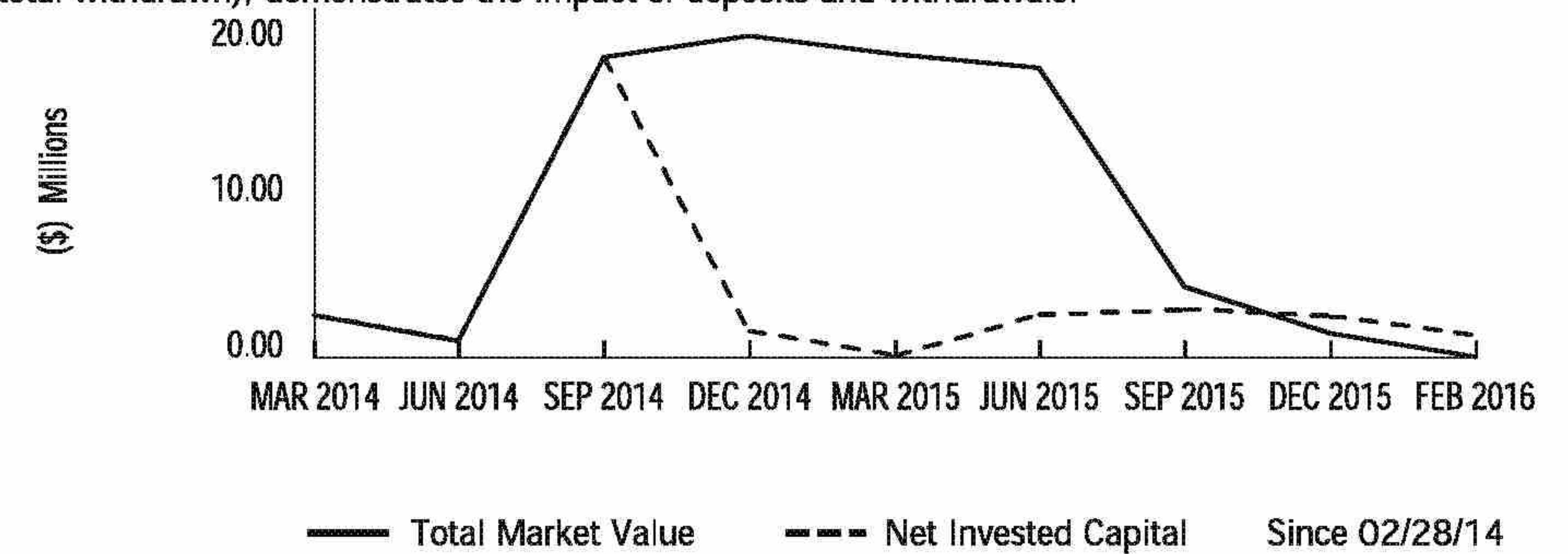
RSB, LLC  
C/O DEVON ARCHER

CHANGE IN VALUE OF YOUR ACCOUNTS (includes accrued interest)

	This Period (2/1/16-2/29/16)	This Year (1/1/16-2/29/16)
<b>TOTAL BEGINNING VALUE</b>	—	<b>\$1,369,027.16</b>
Credits	—	—
Debits	—	(0.08)
Security Transfers	—	(1,108,503.27)
<b>Net Credits/Debits/Transfers</b>	—	<b>\$(1,108,503.35)</b>
<b>Change in Value</b>	—	<b>(260,523.81)</b>
<b>TOTAL ENDING VALUE</b>	—	—

CHANGE IN VALUE OVER TIME

The display of market value (total account value) and net invested capital (total amount invested minus total withdrawn), demonstrates the impact of deposits and withdrawals.



*This graph does not reflect corrections to Net Invested Capital or Market Value made subsequent to the dates depicted. It may exclude transactions in Annuities or positions where we are not the custodian, which could delay the reporting of Market Value or affect the Net Invested Capital.*

ASSET ALLOCATION

	Market Value	Percentage
<b>TOTAL VALUE</b>	<b>\$0.00</b>	<b>100.00%</b>





Account Summary

Active Assets Account RSB, LLC  
654-031823-041 C/O DEVON ARCHER

BALANCE SHEET (^ includes accrued interest)

	Last Period (as of 1/31/16)	This Period (as of 2/29/16)
<b>Total Assets</b>	—	—
<b>Total Liabilities</b> (outstanding balance)	—	—
<b>TOTAL VALUE</b>	—	—

INCOME AND DISTRIBUTION SUMMARY

	This Period (2/1/16-2/29/16)	This Year (1/1/16-2/29/16)
<b>Total Taxable Income And Distributions</b>	—	—
<b>Total Tax-Exempt Income</b>	—	—
<b>TOTAL INCOME AND DISTRIBUTIONS</b>	—	—

*Taxable and tax exempt income classifications are based on the characteristics of the underlying securities and not the taxable status of the account.*

CASH FLOW

	This Period (2/1/16-2/29/16)	This Year (1/1/16-2/29/16)
<b>OPENING CASH, BDP, MMFs</b>	—	<b>\$0.08</b>
<b>Total Investment Related Activity</b>	—	—
Electronic Transfers-Debits	—	(0.08)
<b>Total Cash Related Activity</b>	—	<b>\$(0.08)</b>
<b>Total Card/Check Activity</b>	—	—
<b>CLOSING CASH, BDP, MMFs</b>	—	—

GAIN/(LOSS) SUMMARY

	Realized This Period (2/1/16-2/29/16)	Realized This Year (1/1/16-2/29/16)	Unrealized Inception to Date (as of 2/29/16)
<b>TOTAL GAIN/(LOSS)</b>	—	—	—

*The Gain/(Loss) Summary, which may change due to basis adjustments, is provided for informational purposes and should not be used for tax preparation. Refer to Gain/(Loss) in the Expanded Disclosures.*



Account Detail

Active Assets Account  
654-031823-041

RSB, LLC  
C/O DEVON ARCHER

Investment Objectives†: Speculation, Capital Appreciation, Income, Aggressive Income

Brokerage Account

† Inform us if your investment objectives, as defined in the Expanded Disclosures, change.

ACTIVITY

CASH FLOW ACTIVITY BY DATE

Transaction Settlement

Date	Date	Activity Type	Description	Comments	Quantity	Price	Credits/(Debits)
2/1	2/1	Automated Payment-Adj	CK# 000000 RETURNED	AUTOMATIC BILL PAYMENT			\$3,000.00
2/1	2/1	Automated Payment	BANK OF AMERICA	AUTOMATIC BILL PAYMENT			(3,000.00)
<b>NET CREDITS/(DEBITS)</b>							<b>\$0.00</b>

DEBIT CARD & CHECKING ACTIVITY

AUTOMATED PAYMENTS

Bill pay and other electronic activity, which may include checks you wrote that were processed by Automated Clearing House processing.

Date of Payment	Date Paid	Activity Type	Payee	Credits/(Debits)
2/1	2/1	Automated Payment-Adj	CK# 000000 RETURNED	\$3,000.00
2/1	2/1	Automated Payment	BANK OF AMERICA	(3,000.00)
<b>TOTAL AUTOMATED PAYMENTS</b>				<b>\$0.00</b>

COPIES OF THIS STATEMENT HAVE ALSO BEEN SENT TO:

LOUIS PLUNG AND COMPANY, LLP


MESSAGES

Looking To Increase Your Retirement Savings?

There's still time before the April 18, 2016\* deadline to open a Traditional IRA with contributions that may be tax-deductible on your 2015 tax return, a Traditional IRA with non-deductible contributions or, if you're eligible, a Roth IRA with non-deductible contributions and the advantage of tax-free withdrawals (if certain conditions are met). The maximum contribution is the lesser of (a) your taxable compensation for 2015, or (b) \$5,500 (or \$6,500 if you are age 50 or older). These limits apply to all your IRAs combined. Please call your Financial Advisor for more information about your retirement savings strategy.

\*Except for residents of Massachusetts (MA) and Maine (ME) for whom 4/19/16 is the tax filing date due to Patriots' Day (MA) and Patriot's Day (ME).





**This page intentionally left blank**



**STATEMENT FOR:**  
RSB, LLC  
C/O DEVON ARCHER

**TOTAL VALUE OF YOUR ACCOUNT** (as of 3/31/16) —  
*Includes Accrued Interest*

*Morgan Stanley Private Wealth Management, a division of Morgan Stanley Smith Barney LLC.  
Member SIPC.*

**Your Private Wealth Advisor Team**  
The Wool Group  
212-893-6507

**Your Private Wealth Advisors**  
**Kyle Wool**  
Executive Director  
Kyle.Wool@morganstanley.com  
212 893-6507

**Jerome Niles**  
Vice President  
Jerome.Niles@morganstanley.com  
212 893-6450

#BWNJGWM

RSB, LLC  
C/O DEVON ARCHER  
152 W 57TH ST  
47TH FL  
NEW YORK NY 10019-3480

**Your Branch**  
399 PARK AVE 12TH FL  
NEW YORK, NY 10022  
Telephone: 212-893-6300; Alt. Phone: 800-223-0270; Fax: 212-893-6301

**Client Service Center** (24 Hours a Day; 7 Days a Week): 800-668-8168

**Access Your Account Online:** [www.morganstanley.com/PWM](http://www.morganstanley.com/PWM)



## Standard Disclosures

The following Disclosures are applicable to the enclosed statement(s). Expanded Disclosures are attached to your most recent June and December statement (or your first Statement if you have not received a statement for those months). The Expanded Disclosures are also available by selecting Account Documents when you log on to [www.morganstanley.com/online](http://www.morganstanley.com/online) or, call 800-869-3326.

### Questions?

Questions regarding your account may be directed to your Financial Advisor or the Branch Manager for the branch office where you maintain your account. If you require further assistance, call Client Service Center at (800) 869-3326 or for account-related concerns call our Client Advocate at (866) 227-2256.

### Errors and Inquiries

It is your responsibility to review your statement promptly and to seek immediate clarification about entries that you do not understand or believe were made in error by contacting the Branch Manager of the office where you maintain your account. Oral communications regarding any inaccuracy or discrepancy in this statement should be re-confirmed in writing to further protect your rights, including rights under the Securities Investor Protection Act (SIPA). Your statement will be deemed correct unless we receive a written inquiry of a suspected error. See your account documentation for special rules regarding your rights and responsibilities with respect to erroneous electronic fund transfers, including a description of the transfers covered.

### Availability of Free Credit Balances and Financial Statements

Under the customer protection rules of the SEC [17 CFR §240.15c3-3], we may use funds comprising free credit balances carried for customer accounts here, provided that these funds are payable to customers on demand (i.e., are free of a lien or right of set-off in our favor or on behalf of some third party to whom you have given control). A financial statement of this organization is available for your personal inspection at its offices, or a copy will be mailed to you upon your written request.

### Listed Options

Information with respect to commissions and other charges related to the execution of options transactions has been included in confirmations of such transactions previously furnished to you and such information will be made available to you promptly at your request. Promptly advise us of any material change in your investment objectives or financial situation.

**Important Information if you are a Margin Customer**(not available for certain retirement accounts)

If you have margin privileges, you may borrow money from us in exchange for pledging assets in your accounts as collateral for any outstanding margin loan. The amount you may borrow is based on the

value of the eligible securities in your margin accounts. If a security has eligible shares, the number of shares pledged as collateral will be indicated below the position.

### Margin Interest Charges

We calculate interest charges on margin loans as follows: (1) multiply the applicable margin interest rate by the daily close of business net settled debit balance, and (2) divide by 360 (days). Margin interest accrues daily throughout the month and is added to your debit balance at month-end. The month-end interest charge is the sum of the daily accrued interest calculations for the month. We add the accrued interest to your debit balance and start a new calculation each time the applicable interest rate changes and at the close of every statement month. For interest rate information, log into your Morgan Stanley account at [morganstanley.com/online](http://morganstanley.com/online). Select your account with a Margin agreement and click Interest Rates for more information.

### Information regarding Special Memorandum Account

If you have a Margin Account, this is a combined statement of your Margin Account and Special Memorandum Account maintained for you under Section 220.5 of Regulation T issued by the Board of Governors of the Federal Reserve System. The permanent record of the Special Memorandum Account as required by Regulation T is available for your inspection at your request.

### Important Information About Auction Rate Securities

For certain Auction Rate Securities there is no or limited liquidity. Therefore, the price(s) for these Auction Rate Securities are indicated by N/A (not available). There can be no assurance that a successful auction will occur or that a secondary market exists or will develop for a particular security.

### Structured Investments Risks and Considerations

Structured Investments (Structured Products) are complex products and may be subject to special risks. Investors should consider the concentration risk of owning the related security and their total exposure to any underlying asset. Structured Investments, which may appear in various statement product categories and are identified on the Position Description Details line as "Asset Class: Struct Inv," may not perform in a manner consistent with the statement product category where they appear and therefore may not satisfy portfolio asset allocation needs for that category.

### Security Measures

This statement features several embedded security elements to safeguard its authenticity. One is a unique security mark—a blue rectangle printed in heat-sensitive ink on the back of every page. When exposed to warmth, the blue rectangle will disappear, and then reappear.

### SIPC Protection

We are a member of Securities Investor Protection Corporation (SIPC), which protects securities of its customers up to \$500,000 (including \$250,000 for claims for cash). An explanatory brochure is available upon request or at [www.sipc.org](http://www.sipc.org). Losses due to market fluctuation are not protected by SIPC and assets not held with us may not be covered by SIPC protection. To obtain information about SIPC, including an explanatory SIPC brochure, contact SIPC at 1-202-371-8300 or visit [www.sipc.org](http://www.sipc.org).

### Transaction Dates and Conditions

Upon written request, we will furnish the date and time of a transaction and the name of the other party to a transaction. We and/or our affiliates may accept benefits that constitute payment for order flow. Details regarding these benefits and the source and amount of any other remuneration received or to be received by us in connection with any transaction will be furnished upon written request.

### Equity Research Ratings Definitions and Global Investment Manager Analysis Status

Some equity securities may have research ratings from Morgan Stanley & Co. LLC or Standard & Poor's. Research ratings are the research providers' opinions and not representations or guarantees of performance. For more information about each research provider's rating system, see the Research Ratings on your most recent June or December statement (or your first statement if you have not received a statement for those months), go to [www.morganstanley.com/online](http://www.morganstanley.com/online) or refer to the research provider's research report. Research reports contain more complete information concerning the analyst's views and you should read the entire research report and not infer its contents from the rating alone. If your account contains an advisory component or is an advisory account, a GIMA status will apply.

**Credit Ratings from Moody's Investors Service and Standard & Poor's**  
The credit rating from Moody's Investors Service and Standard & Poor's may be shown for certain securities. All credit ratings represent the opinions of the provider and are not representations or guarantees of performance. Your Financial Advisor will be pleased to provide you with further information or assistance in interpreting these credit ratings.

Revised 03/2016



Account Summary

Active Assets Account  
654-031823-041

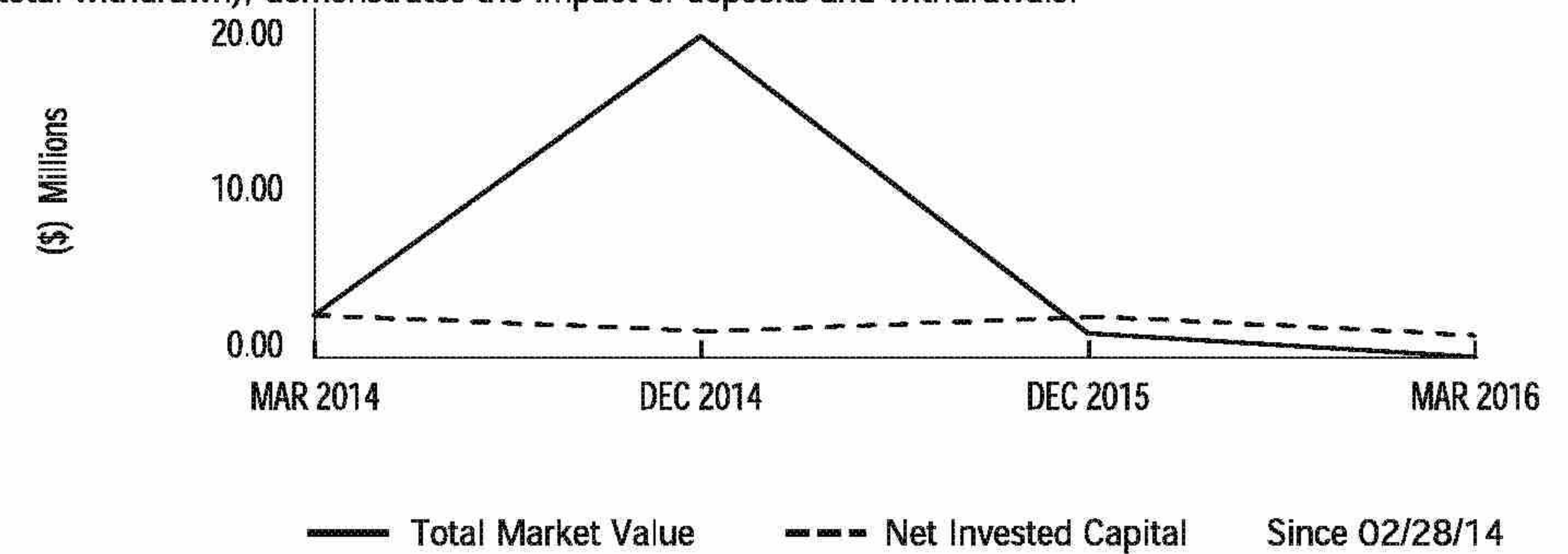
RSB, LLC  
C/O DEVON ARCHER

CHANGE IN VALUE OF YOUR ACCOUNTS (includes accrued interest)

	This Period (3/1/16-3/31/16)	This Year (1/1/16-3/31/16)
<b>TOTAL BEGINNING VALUE</b>	—	<b>\$1,369,027.16</b>
Credits	—	—
Debits	—	(0.08)
Security Transfers	—	(1,108,503.27)
<b>Net Credits/Debits/Transfers</b>	—	<b>\$(1,108,503.35)</b>
<b>Change in Value</b>	—	<b>(260,523.81)</b>
<b>TOTAL ENDING VALUE</b>	—	—

CHANGE IN VALUE OVER TIME

The display of market value (total account value) and net invested capital (total amount invested minus total withdrawn), demonstrates the impact of deposits and withdrawals.



*This graph does not reflect corrections to Net Invested Capital or Market Value made subsequent to the dates depicted. It may exclude transactions in Annuities or positions where we are not the custodian, which could delay the reporting of Market Value or affect the Net Invested Capital.*

ASSET ALLOCATION

	Market Value	Percentage
<b>TOTAL VALUE</b>	<b>\$0.00</b>	<b>100.00%</b>





## Account Summary

Active Assets Account RSB, LLC  
654-031823-041 C/O DEVON ARCHER

### BALANCE SHEET (^ includes accrued interest)

	Last Period (as of 2/29/16)	This Period (as of 3/31/16)
<b>Total Assets</b>	—	—
<b>Total Liabilities</b> (outstanding balance)	—	—
<b>TOTAL VALUE</b>	—	—

### INCOME AND DISTRIBUTION SUMMARY

	This Period (3/1/16-3/31/16)	This Year (1/1/16-3/31/16)
<b>Total Taxable Income And Distributions</b>	—	—
<b>Total Tax-Exempt Income</b>	—	—
<b>TOTAL INCOME AND DISTRIBUTIONS</b>	—	—

*Taxable and tax exempt income classifications are based on the characteristics of the underlying securities and not the taxable status of the account.*

### CASH FLOW

	This Period (3/1/16-3/31/16)	This Year (1/1/16-3/31/16)
<b>OPENING CASH, BDP, MMFs</b>	—	<b>\$0.08</b>
<b>Total Investment Related Activity</b>	—	—
Electronic Transfers-Debits	—	(0.08)
<b>Total Cash Related Activity</b>	—	<b>\$(0.08)</b>
<b>Total Card/Check Activity</b>	—	—
<b>CLOSING CASH, BDP, MMFs</b>	—	—

### GAIN/(LOSS) SUMMARY

	Realized This Period (3/1/16-3/31/16)	Realized This Year (1/1/16-3/31/16)	Unrealized Inception to Date (as of 3/31/16)
<b>TOTAL GAIN/(LOSS)</b>	—	—	—

*The Gain/(Loss) Summary, which may change due to basis adjustments, is provided for informational purposes and should not be used for tax preparation. Refer to Gain/(Loss) in the Expanded Disclosures.*



## Account Detail

Active Assets Account  
654-031823-041RSB, LLC  
C/O DEVON ARCHER

Investment Objectives†: Speculation, Capital Appreciation, Income, Aggressive Income

Brokerage Account

† Inform us if your investment objectives, as defined in the Expanded Disclosures, change.

## ACTIVITY

## CASH FLOW ACTIVITY BY DATE

Activity Date	Settlement Date	Activity Type	Description	Comments	Quantity	Price	Credits/(Debits)
3/1		Automated Payment-Adj	CK# 000000 RETURNED	AUTOMATIC BILL PAYMENT			\$3,000.00
3/1		Automated Payment	BANK OF AMERICA	AUTOMATIC BILL PAYMENT			(3,000.00)
3/30		Automated Payment-Adj	CK# 000000 RETURNED	AUTOMATIC BILL PAYMENT			3,000.00
3/30		Automated Payment	BANK OF AMERICA	AUTOMATIC BILL PAYMENT			(3,000.00)
<b>NET CREDITS/(DEBITS)</b>							<b>\$0.00</b>

## DEBIT CARD &amp; CHECKING ACTIVITY

## AUTOMATED PAYMENTS

Bill pay and other electronic activity, which may include checks you wrote that were processed by Automated Clearing House processing.

Transaction Date	Activity Date	Activity Type	Payee	Credits/(Debits)
3/1	3/1	Automated Payment-Adj	CK# 000000 RETURNED	\$3,000.00
3/1	3/1	Automated Payment	BANK OF AMERICA	(3,000.00)
3/30	3/30	Automated Payment-Adj	CK# 000000 RETURNED	3,000.00
3/30	3/30	Automated Payment	BANK OF AMERICA	(3,000.00)
<b>TOTAL AUTOMATED PAYMENTS</b>				<b>\$0.00</b>

## COPIES OF THIS STATEMENT HAVE ALSO BEEN SENT TO:

LOUIS PLUNG AND COMPANY, LLP

## MESSAGES

## Statement of Financial Condition (In Millions of Dollars)

At December 31, 2015 Morgan Stanley Smith Barney LLC had net capital of \$3,613 which exceeded the Securities and Exchange Commission's minimum requirement by \$3,459. A copy of the Morgan Stanley Smith Barney LLC Consolidated Statement of Financial Condition at December 31, 2015 can be viewed online at: [http://www.morganstanley.com/about-us-ir/shareholder/morganstanley\\_smithbarney\\_llc.pdf](http://www.morganstanley.com/about-us-ir/shareholder/morganstanley_smithbarney_llc.pdf) or may be mailed to you at no cost by calling 1 (866) 825-1675, after March 15, 2016.



## Account Detail

Active Assets Account  
654-031823-041RSB, LLC  
C/O DEVON ARCHER**Make Your Annual IRA Contribution**

The deadline to make your 2015 IRA contribution is April 18, 2016\*, so there is still time to contribute to a Traditional or Roth IRA, subject to IRS eligibility requirements (including any applicable age or income restrictions). The maximum contribution is the lesser of (a) your taxable compensation for 2015, or (b) \$5,500 (or \$6,500 if you are age 50 or older) for 2015. These limits apply to all your IRAs combined. Your Financial Advisor can help you open a new IRA or fund an existing one. You can even move funds from an existing Morgan Stanley non-retirement account to fund your contribution. Speak with your Financial Advisor about making an IRA contribution for 2016 at the same time and take advantage of a year of additional potential growth.

\*Except for residents of Massachusetts (MA) and Maine (ME) for whom 4/19/16 is the tax filing date due to Patriots' Day (MA) and Patriot's Day (ME).

**Sign up for eDelivery of your Statements Today**

Would you like to receive your Statements and other documents faster, more securely and with the added benefit of reducing paper mail? Simply visit [www.morganstanley.com/edelivery](http://www.morganstanley.com/edelivery) to set your eDelivery preferences today. Please note, if you have not already, you will first need to register for Morgan Stanley Online, to make your eDelivery selections.



**CLIENT STATEMENT** | For the Period April 1- May 31, 2016

**STATEMENT FOR:**  
RSB, LLC  
C/O DEVON ARCHER

**TOTAL VALUE OF YOUR ACCOUNT** (as of 5/31/16) —  
*Includes Accrued Interest*

*Morgan Stanley Private Wealth Management, a division of Morgan Stanley Smith Barney LLC.  
Member SIPC.*

**Your Private Wealth Advisor Team**  
The Wool Group  
212-893-6507

**Your Private Wealth Advisors**  
**Kyle Wool**  
Executive Director  
Kyle.Wool@morganstanley.com  
212 893-6507

**Jerome Niles**  
Vice President  
Jerome.Niles@morganstanley.com  
212 893-6450

#BWNJGWM

RSB, LLC  
C/O DEVON ARCHER  
152 W 57TH ST  
47TH FL  
NEW YORK NY 10019-3480

**Your Branch**  
399 PARK AVE 12TH FL  
NEW YORK, NY 10022  
Telephone: 212-893-6300; Alt. Phone: 800-223-0270; Fax: 212-893-6301

**Client Service Center** (24 Hours a Day; 7 Days a Week): 800-668-8168

**Access Your Account Online:** [www.morganstanley.com/PWM](http://www.morganstanley.com/PWM)

654 - 031823 - 041 - 1 - 0



## Standard Disclosures

The following Disclosures are applicable to the enclosed statement(s). Expanded Disclosures are attached to your most recent June and December statement (or your first Statement if you have not received a statement for those months). The Expanded Disclosures are also available by selecting Account Documents when you log on to [www.morganstanley.com/online](http://www.morganstanley.com/online) or, call 800-869-3326.

### Questions?

Questions regarding your account may be directed to your Financial Advisor or the Branch Manager for the branch office where you maintain your account. If you require further assistance, call Client Service Center at (800) 869-3326 or for account-related concerns call our Client Advocate at (866) 227-2256.

### Errors and Inquiries

It is your responsibility to review your statement promptly and to seek immediate clarification about entries that you do not understand or believe were made in error by contacting the Branch Manager of the office where you maintain your account. Oral communications regarding any inaccuracy or discrepancy in this statement should be re-confirmed in writing to further protect your rights, including rights under the Securities Investor Protection Act (SIPA). Your statement will be deemed correct unless we receive a written inquiry of a suspected error. See your account documentation for special rules regarding your rights and responsibilities with respect to erroneous electronic fund transfers, including a description of the transfers covered.

### Availability of Free Credit Balances and Financial Statements

Under the customer protection rules of the SEC [17 CFR §240.15c3-3], we may use funds comprising free credit balances carried for customer accounts here, provided that these funds are payable to customers on demand (i.e., are free of a lien or right of set-off in our favor or on behalf of some third party to whom you have given control). A financial statement of this organization is available for your personal inspection at its offices, or a copy will be mailed to you upon your written request.

### Listed Options

Information with respect to commissions and other charges related to the execution of options transactions has been included in confirmations of such transactions previously furnished to you and such information will be made available to you promptly at your request. Promptly advise us of any material change in your investment objectives or financial situation.

**Important Information if you are a Margin Customer**(not available for certain retirement accounts)

If you have margin privileges, you may borrow money from us in exchange for pledging assets in your accounts as collateral for any outstanding margin loan. The amount you may borrow is based on the

value of the eligible securities in your margin accounts. If a security has eligible shares, the number of shares pledged as collateral will be indicated below the position.

### Margin Interest Charges

We calculate interest charges on margin loans as follows: (1) multiply the applicable margin interest rate by the daily close of business net settled debit balance, and (2) divide by 360 (days). Margin interest accrues daily throughout the month and is added to your debit balance at month-end. The month-end interest charge is the sum of the daily accrued interest calculations for the month. We add the accrued interest to your debit balance and start a new calculation each time the applicable interest rate changes and at the close of every statement month. For interest rate information, log into your Morgan Stanley account at [morganstanley.com/online](http://morganstanley.com/online). Select your account with a Margin agreement and click Interest Rates for more information.

### Information regarding Special Memorandum Account

If you have a Margin Account, this is a combined statement of your Margin Account and Special Memorandum Account maintained for you under Section 220.5 of Regulation T issued by the Board of Governors of the Federal Reserve System. The permanent record of the Special Memorandum Account as required by Regulation T is available for your inspection at your request.

### Important Information About Auction Rate Securities

For certain Auction Rate Securities there is no or limited liquidity. Therefore, the price(s) for these Auction Rate Securities are indicated by N/A (not available). There can be no assurance that a successful auction will occur or that a secondary market exists or will develop for a particular security.

### Structured Investments Risks and Considerations

Structured Investments (Structured Products) are complex products and may be subject to special risks. Investors should consider the concentration risk of owning the related security and their total exposure to any underlying asset. Structured Investments, which may appear in various statement product categories and are identified on the Position Description Details line as "Asset Class: Struct Inv," may not perform in a manner consistent with the statement product category where they appear and therefore may not satisfy portfolio asset allocation needs for that category.

### Security Measures

This statement features several embedded security elements to safeguard its authenticity. One is a unique security mark—a blue rectangle printed in heat-sensitive ink on the back of every page. When exposed to warmth, the blue rectangle will disappear, and then reappear.

### SIPC Protection

We are a member of Securities Investor Protection Corporation (SIPC), which protects securities of its customers up to \$500,000 (including \$250,000 for claims for cash). An explanatory brochure is available upon request or at [www.sipc.org](http://www.sipc.org). Losses due to market fluctuation are not protected by SIPC and assets not held with us may not be covered by SIPC protection. To obtain information about SIPC, including an explanatory SIPC brochure, contact SIPC at 1-202-371-8300 or visit [www.sipc.org](http://www.sipc.org).

### Transaction Dates and Conditions

Upon written request, we will furnish the date and time of a transaction and the name of the other party to a transaction. We and/or our affiliates may accept benefits that constitute payment for order flow. Details regarding these benefits and the source and amount of any other remuneration received or to be received by us in connection with any transaction will be furnished upon written request.

### Equity Research Ratings Definitions and Global Investment Manager Analysis Status

Some equity securities may have research ratings from Morgan Stanley & Co. LLC or Standard & Poor's. Research ratings are the research providers' opinions and not representations or guarantees of performance. For more information about each research provider's rating system, see the Research Ratings on your most recent June or December statement (or your first statement if you have not received a statement for those months), go to [www.morganstanley.com/online](http://www.morganstanley.com/online) or refer to the research provider's research report. Research reports contain more complete information concerning the analyst's views and you should read the entire research report and not infer its contents from the rating alone. If your account contains an advisory component or is an advisory account, a GIMA status will apply.

**Credit Ratings from Moody's Investors Service and Standard & Poor's**  
The credit rating from Moody's Investors Service and Standard & Poor's may be shown for certain securities. All credit ratings represent the opinions of the provider and are not representations or guarantees of performance. Your Financial Advisor will be pleased to provide you with further information or assistance in interpreting these credit ratings.

Revised 03/2016



Account Summary

Active Assets Account  
654-031823-041

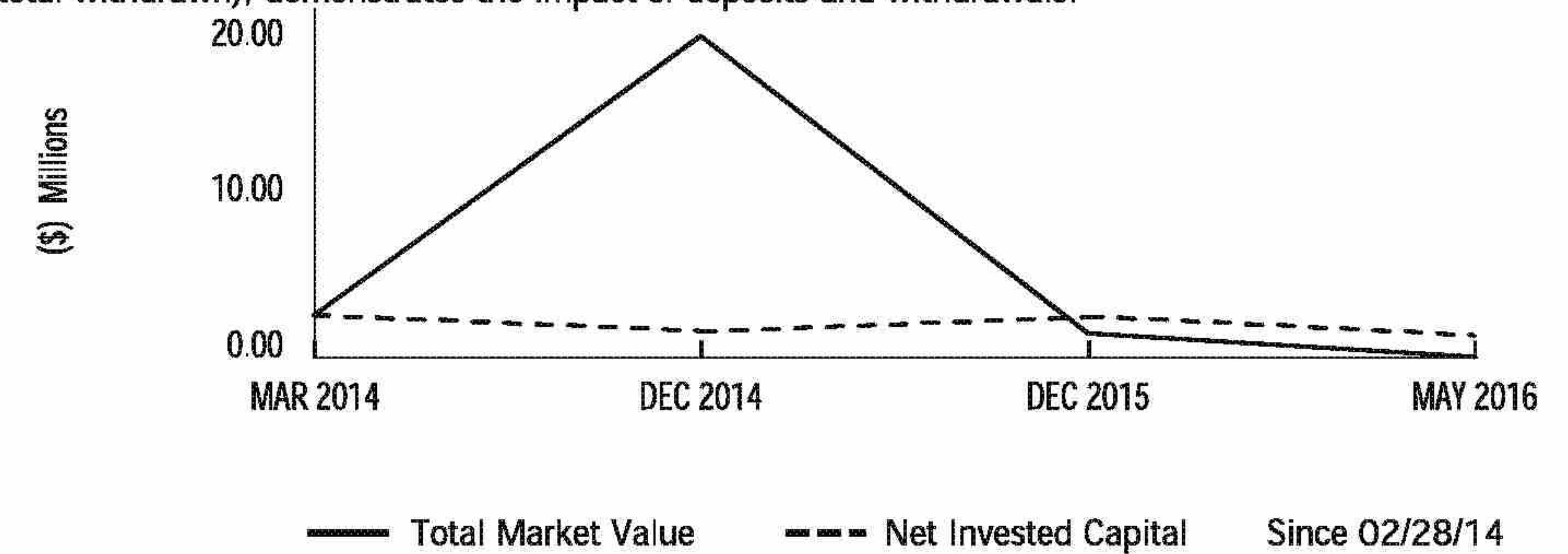
RSB, LLC  
C/O DEVON ARCHER

CHANGE IN VALUE OF YOUR ACCOUNTS (includes accrued interest)

	This Period (4/1/16-5/31/16)	This Year (1/1/16-5/31/16)
<b>TOTAL BEGINNING VALUE</b>	—	<b>\$1,369,027.16</b>
Credits	—	—
Debits	—	(0.08)
Security Transfers	—	(1,108,503.27)
<b>Net Credits/Debits/Transfers</b>	—	<b>\$(1,108,503.35)</b>
<b>Change in Value</b>	—	<b>(260,523.81)</b>
<b>TOTAL ENDING VALUE</b>	—	—

CHANGE IN VALUE OVER TIME

The display of market value (total account value) and net invested capital (total amount invested minus total withdrawn), demonstrates the impact of deposits and withdrawals.



This graph does not reflect corrections to Net Invested Capital or Market Value made subsequent to the dates depicted. It may exclude transactions in Annuities or positions where we are not the custodian, which could delay the reporting of Market Value or affect the Net Invested Capital.

ASSET ALLOCATION

	Market Value	Percentage
<b>TOTAL VALUE</b>	<b>\$0.00</b>	<b>100.00%</b>





Account Summary

Active Assets Account RSB, LLC  
654-031823-041 C/O DEVON ARCHER

BALANCE SHEET (^ includes accrued interest)

	Last Period (as of 3/31/16)	This Period (as of 5/31/16)
<b>Total Assets</b>	—	—
<b>Total Liabilities</b> (outstanding balance)	—	—
<b>TOTAL VALUE</b>	—	—

INCOME AND DISTRIBUTION SUMMARY

	This Period (4/1/16-5/31/16)	This Year (1/1/16-5/31/16)
<b>Total Taxable Income And Distributions</b>	—	—
<b>Total Tax-Exempt Income</b>	—	—
<b>TOTAL INCOME AND DISTRIBUTIONS</b>	—	—

Taxable and tax exempt income classifications are based on the characteristics of the underlying securities and not the taxable status of the account.

CASH FLOW

	This Period (4/1/16-5/31/16)	This Year (1/1/16-5/31/16)
<b>OPENING CASH, BDP, MMFs</b>	—	<b>\$0.08</b>
<b>Total Investment Related Activity</b>	—	—
Electronic Transfers-Debits	—	(0.08)
<b>Total Cash Related Activity</b>	—	<b>\$(0.08)</b>
<b>Total Card/Check Activity</b>	—	—
<b>CLOSING CASH, BDP, MMFs</b>	—	—

GAIN/(LOSS) SUMMARY

	Realized This Period (4/1/16-5/31/16)	Realized This Year (1/1/16-5/31/16)	Unrealized Inception to Date (as of 5/31/16)
<b>TOTAL GAIN/(LOSS)</b>	—	—	—

The Gain/(Loss) Summary, which may change due to basis adjustments, is provided for informational purposes and should not be used for tax preparation. Refer to Gain/(Loss) in the Expanded Disclosures.



Account Detail

Active Assets Account  
654-031823-041

RSB, LLC  
C/O DEVON ARCHER

Investment Objectives†: Speculation, Capital Appreciation, Income, Aggressive Income

Brokerage Account

† Inform us if your investment objectives, as defined in the Expanded Disclosures, change.

ACTIVITY

CASH FLOW ACTIVITY BY DATE

Activity Date	Settlement Date	Activity Type	Description	Comments	Quantity	Price	Credits/(Debits)
5/2		Automated Payment-Adj	CK# 000000 RETURNED	AUTOMATIC BILL PAYMENT			\$3,000.00
5/2		Automated Payment	BANK OF AMERICA	AUTOMATIC BILL PAYMENT			(3,000.00)
5/31		Automated Payment-Adj	CK# 000000 RETURNED	AUTOMATIC BILL PAYMENT			3,000.00
5/31		Automated Payment	BANK OF AMERICA	AUTOMATIC BILL PAYMENT			(3,000.00)
<b>NET CREDITS/(DEBITS)</b>							<b>\$0.00</b>

DEBIT CARD & CHECKING ACTIVITY

AUTOMATED PAYMENTS


Bill pay and other electronic activity, which may include checks you wrote that were processed by Automated Clearing House processing.

Transaction Date	Activity Date	Activity Type	Payee	Credits/(Debits)
5/2	5/2	Automated Payment-Adj	CK# 000000 RETURNED	\$3,000.00
5/2	5/2	Automated Payment	BANK OF AMERICA	(3,000.00)
5/31	5/31	Automated Payment-Adj	CK# 000000 RETURNED	3,000.00
5/31	5/31	Automated Payment	BANK OF AMERICA	(3,000.00)
<b>TOTAL AUTOMATED PAYMENTS</b>				<b>\$0.00</b>

COPIES OF THIS STATEMENT HAVE ALSO BEEN SENT TO:

LOUIS PLUNG AND COMPANY, LLP





**This page intentionally left blank**





**STATEMENT FOR:**  
RSB, LLC  
C/O DEVON ARCHER

**TOTAL VALUE OF YOUR ACCOUNT** (as of 12/31/16) —  
*Includes Accrued Interest*

*Morgan Stanley Private Wealth Management, a division of Morgan Stanley Smith Barney LLC.  
Member SIPC.*

**Your Private Wealth Advisor Team**

The Wool Group  
212-893-6507

**Your Private Wealth Advisors**

**Kyle Wool**  
Executive Director  
Kyle.Wool@morganstanley.com  
212 893-6507

**Jerome Niles**  
Vice President  
Jerome.Niles@morganstanley.com  
212 893-6450

**Your Branch**

399 PARK AVE 12TH FL  
NEW YORK, NY 10022  
Telephone: 212-893-6300; Alt. Phone: 800-223-0270; Fax: 212-893-6301

**Client Service Center** (24 Hours a Day; 7 Days a Week): 800-668-8168

**Access Your Account Online:** [www.morganstanley.com/PWM](http://www.morganstanley.com/PWM)



006508 MSPDD011

#BWNJGWM



00006508 02 AV 0.373 02 TR 00046 MSPDD011 100000

RSB, LLC  
C/O DEVON ARCHER  
152 W 57TH ST  
47TH FL  
NEW YORK NY 10019-3480





## Expanded Disclosures

Expanded Disclosures, which apply to all statements Morgan Stanley Smith Barney LLC (we/us) sends to you, are provided with your first statement and thereafter twice a year.

### Questions?

Questions regarding your account may be directed to either your Financial Advisor or the Branch Manager for the branch office where you maintain your account. If you require further assistance, call the Client Service Center at (800) 869-3326 or for account-related concerns contact our Client Advocate at (866) 227-2256 or via U.S. mail at P.O. Box 95002, South Jordan, Utah 84095.

### Errors and Inquiries

It is your responsibility to review your statement promptly and to seek immediate clarification about entries that you do not understand or believe were made in error by contacting the Branch Manager of the office where you maintain your account. Oral communications regarding any inaccuracy or discrepancy in this statement should be re-confirmed in writing to further protect your rights, including rights under the Securities Investor Protection Act (SIPA). Your statement will be deemed correct unless we receive a written inquiry of a suspected error. See your account documentation for special rules regarding your rights and responsibilities with respect to erroneous electronic fund transfers, including a description of the transfers covered.

### Account Valuation

Account values are computed by adding (1) the market value of all priced positions and (2) market values provided by pricing services and/or outside custodians, as applicable for other positions, and by adding any credit or subtracting any debit to your closing Cash, Money Market Funds and/or Deposit balance. Cash, Deposits and Money Market Funds are displayed on a settlement date basis, and other positions are displayed in your account on a trade date basis. The values of fixed income positions in summary displays include accrued interest in the totals. In the "Holdings" section, fixed income market value and accrued interest are also displayed in separate columns. Accrued interest is the interest earned but not yet paid on the bond since its last interest payment. In most cases, it is calculated from the date of the last coupon payment (or "dated date") through the closing date of the statement. Foreign Currency Deposits are reflected in U.S. dollars as of the statement end date. The Annual Percentage Yield (APY) for deposits represents the applicable rate in effect for your deposits at the statement ending date. This APY may be different than the APY that was in effect during the statement period. For current Bank Deposit or Money Market Fund yields, go to [www.morganstanley.com/wealth-investmentstrategies/ratemonitor.html](http://www.morganstanley.com/wealth-investmentstrategies/ratemonitor.html).

### Additional Retirement Account Information

Tax-qualified account contributions are subject to IRS eligibility rules

and regulations. The Contributions information in this statement reflects contributions for a particular account, without reference to any other account. Check with your tax advisor to verify how much you can contribute, if the contribution will be tax deductible, and if other special rules apply (e.g., to conversions/recharacterizations of Traditional to Roth/Roth to Traditional IRAs). Tax reporting is provided for IRA, VIP Basic and 403(b) accounts but not for VIP Plus and RPM accounts. The account value used for your Required Minimum Distribution calculation, if any, is based on the prior December 31st Account Value, including accrued interest. Additionally, for IRAs (1) the "Max. Individual Contributions Allowed (by SSN)" reflects the annual limit on contributions that you can make to Traditional and Roth IRAs under the Internal Revenue Code (this limit applies on a per person basis, not per account; other rules apply to IRAs which are part of employer-sponsored plans); (2) you cannot make an individual contribution to a Traditional IRA for the year in which you reach age 70 1/2 or any later year; and (3) the categorization of any contribution's deductibility is based upon information provided by you. The information included in this statement is not intended to constitute tax, legal or accounting advice. Contact us if any of this information is incorrect.

### Availability of Free Credit Balances and Financial Statements

Under the customer protection rules of the SEC [17 CFR §240.15c3-3], we may use funds comprising free credit balances carried for customer accounts here, provided that these funds are payable to customers on demand (i.e., are free of a lien or right of set-off in our favor or on behalf of some third party to whom you have given control). A financial statement of this organization is available for your personal inspection at its offices, or a copy will be mailed to you upon your written request.

### Gain/(Loss) Information

Gain/(Loss) is provided for informational purposes. It is not a substitute for Internal Revenue Service (IRS) Form 1099 (on which we report cost basis for covered securities) or any other IRS tax form, and should not be used for tax preparation. Unrealized Gain/(Loss) provided on this statement is an estimate. Contact your own independent legal or tax advisor to determine the appropriate use of the Gain/(Loss) information on this statement. For more information, go to [www.morganstanley.com/wealth/disclosures/disclosures.asp](http://www.morganstanley.com/wealth/disclosures/disclosures.asp), or call Client Service Center.

### Tax Reporting

Under Federal Income Tax law, we are required to report gross proceeds of sales (including entering into short sales) on Form 1099-B by February 15 of the year following the calendar year of the transaction for reportable (i.e. non-retirement) accounts. For sales of certain securities acquired on or after January 1, 2011 (or applicable

date for the type of security) we are also required to report cost basis and holding period. Under Internal Revenue Service regulations, if you have not provided us with a certification of either U.S. or foreign status on applicable Form W-9 or W-8, your accounts may be subject to either 28% back-up withholding or 30% nonresident alien withholding on payments made to your accounts.

### Investment Objectives

The following is an explanation of the investment objective alternatives applicable to your account(s): Income - for investors seeking regular income with low to moderate risk to principal; Capital Appreciation - for investors seeking capital appreciation with moderate to high risk to principal; Aggressive Income - for investors seeking higher returns either as growth or as income with greater risk to principal; Speculation - for investors seeking high profits or quick returns with considerable possibility of losing most or all of their investment.

### Listed Options

Information with respect to commissions and other charges related to the execution of options transactions has been included in confirmations of such transactions previously furnished to you and such information will be made available to you promptly at your request. Promptly advise us of any material change in your investment objectives or financial situation.

**Important Information if you are a Margin Customer**(not available for certain retirement accounts)

If you have margin privileges, you may borrow money from us in exchange for pledging assets in your accounts as collateral. The amount you may borrow is based on the value of eligible securities in your margin accounts. If a security has eligible shares the number of shares pledged as collateral is indicated below the position. If you have a margin account, as permitted by law, we may use certain securities in your account for, among other things, settling short sales or lending the securities for short sales, for which we may receive compensation.

### Margin Interest Charges

We calculate interest charges on margin loans as follows: (1) multiply the applicable margin interest rate by the daily close of business net settled debit balance, and (2) divide by 360 (days). Margin interest accrues daily throughout the month and is added to your debit balance at month-end. The month-end interest charge is the sum of the daily accrued interest calculations for the month. We add the accrued interest to your debit balance and start a new calculation each time the applicable interest rate changes and at the close of every statement month. For interest rate information, log into your Morgan Stanley account at [morganstanley.com/online](http://morganstanley.com/online). Select your account with a Margin agreement and click Interest Rates for more information.

### Information regarding Special Memorandum Account

CONTINUED





Expanded Disclosures (CONTINUED)

If you have a Margin Account, this is a combined statement of your Margin Account and Special Memorandum Account maintained for you under Section 220.5 of Regulation T issued by the Board of Governors of the Federal Reserve System. The permanent record of the Special Memorandum Account as required by Regulation T is available for your inspection at your request.

Money Market Fund (MMF) Pricing

An investment in a MMF is neither insured nor guaranteed by the Federal Deposit Insurance Corporation (FDIC) or any other government agency. Although MMFs seek to preserve the value of your investment at \$1.00 per share, there can be no assurance that will occur and it is possible to lose money should the fund value per share fall. In some circumstances MMFs may cease operations when the value of a fund drops below \$1.00 per share. In that event, the fund's holdings would be liquidated and distributed to the fund's shareholders. This process could take up to one month or more. During that time, these funds would not be available to you to support purchases, withdrawals, and if applicable, check writing or ATM debits from your account.

Notice Regarding Global Investment Manager Analysis

Morgan Stanley's Global Investment Manager Analysis team conducts analysis on various mutual funds and exchange-traded funds for clients holding those funds in certain investment advisory programs. If you have invested in any of these funds in another type of account, such as a brokerage account, you will not receive the same materials and status updates on the funds as we provide to investment advisory clients (including instructions on selling fund shares).

Pricing of Securities

The prices of securities are derived from various sources, and do not necessarily represent the prices at which those securities could have been bought or sold. Although we attempt to use reliable sources of information, we can offer no assurance as to their accuracy. Prices of securities not actively traded may not be available, and are indicated by N/A (not available). For additional information on how we price securities, go to www.morganstanley.com/wealth/disclosures/disclosures.asp.

Important Information About Auction Rate Securities

For certain Auction Rate Securities there is no or limited liquidity. Therefore, the price(s) for these Auction Rate Securities are indicated by N/A (not available). There can be no assurance that a successful auction will occur or that a secondary market exists or will develop for a particular security.

Structured Investments Risks and Considerations

Structured Investments (Structured Products) are complex products and may be subject to special risks, which may include, but are not limited to: loss of initial investment; issuer credit risk and price volatility

resulting from any actual or anticipated changes to issuer's and/or guarantor's credit ratings or credit spreads; limited or no appreciation and limits on participation in any appreciation of underlying asset(s); risks associated with the underlying reference asset(s); no periodic payments; call prior to maturity; early redemption fees for market linked deposits; lower interest rates and/or yield compared to conventional debt with comparable maturity; unique tax implications; limited or no secondary market; and conflicts of interest due to affiliation, compensation or other factors which could adversely affect market value or payout to investors. Investors also should consider the concentration risk of owning the related security and their total exposure to any underlying asset. Structured Investments, which may appear in various statement product categories and are identified on the Position Description Details line as "Asset Class: Struct Inv," may not perform in a manner consistent with the statement product category where they appear and therefore may not satisfy portfolio asset allocation needs for that category. When displayed, the accrued interest, annual income and yield for structured investments with a contingent income feature (e.g., Range Accrual Notes and Contingent Income Notes) are estimates and assume specified accrual conditions are met during the relevant observation period and payment in full of all contingent interest. Actual accrued interest, annual income and yield will be dependent upon the performance of the underlying asset(s) and may be significantly lower than the estimates shown. For information on the risks and conflicts of interest related to Structured Investments generally, log in to Morgan Stanley Online and go to www.morganstanley.com/structuredproductsrisksandconflicts. For more information on the risks specific to your Structured Investments, contact your Financial Advisor.

Security Measures

This statement features several embedded security elements to safeguard its authenticity. One is a unique security mark--a blue rectangle printed in heat-sensitive ink on the back of every page. When exposed to warmth, the blue rectangle will disappear, and then reappear.

SIPC Protection

We are a member of Securities Investor Protection Corporation (SIPC), which protects securities of its customers up to \$500,000 (including \$250,000 for claims for cash). An explanatory brochure is available upon request or at www.sipc.org. Losses due to market fluctuation are not protected by SIPC and assets not held with us may not be covered by SIPC protection. To obtain information about SIPC, including an explanatory SIPC brochure, contact SIPC at 1-202-371-8300 or visit www.sipc.org.

Certain Assets Not Held at Morgan Stanley Smith Barney LLC

You may purchase certain assets through us that may be held at another financial institution. Assets not held with us may not be covered by SIPC protection. We may include information about certain of these assets on this statement solely as a service to you and are not responsible for any information provided by external sources. Generally, any financial institution that holds securities is responsible for year-end reporting (1099s) and separate periodic statements, which may vary from our information due to different tax reporting periods. In the case of networked mutual funds, we perform all year-end tax reporting. Under certain circumstances, such as IRA accounts, we perform all tax reporting.

Total Income

Total income, as used in the income summaries, represents dividends and/or interest on securities we receive on your behalf and credit to your account(s) during the calendar year. We report dividend distributions and taxable bond interest credited to your account to the Internal Revenue Service. The totals we report may differ from those indicated as "This Year" figures on the last statement for the calendar year. In the case of Real Estate Investment Trusts (REITs), Master Limited Partnerships, Regulated Investment Companies and Unit Investment Trusts, some sponsors may reclassify the distribution to a different tax type for year-end reporting.

Transaction Dates and Conditions

Transactions display trade date and settlement date. Transactions are included on this statement on trade date basis (excluding BDP and MMFs). Trades that have not settled as of statement month end will also be displayed in the "Unsettled Purchases/Sales Activity" section. Upon written request, we will give you the date and time of a transaction and the name of the other party to a transaction. We and/or our affiliates may accept benefits that constitute payment for order flow. Details regarding these benefits and the source and amount of any other remuneration received or to be received by us in connection with any transaction will be furnished upon written request.

Tax and Legal Disclosure

Morgan Stanley does not provide legal or tax advice. Please consult your own tax advisor.

Revised 07/2016

006508 MSPDD011



Account Summary

Active Assets Account  
654-031823-041

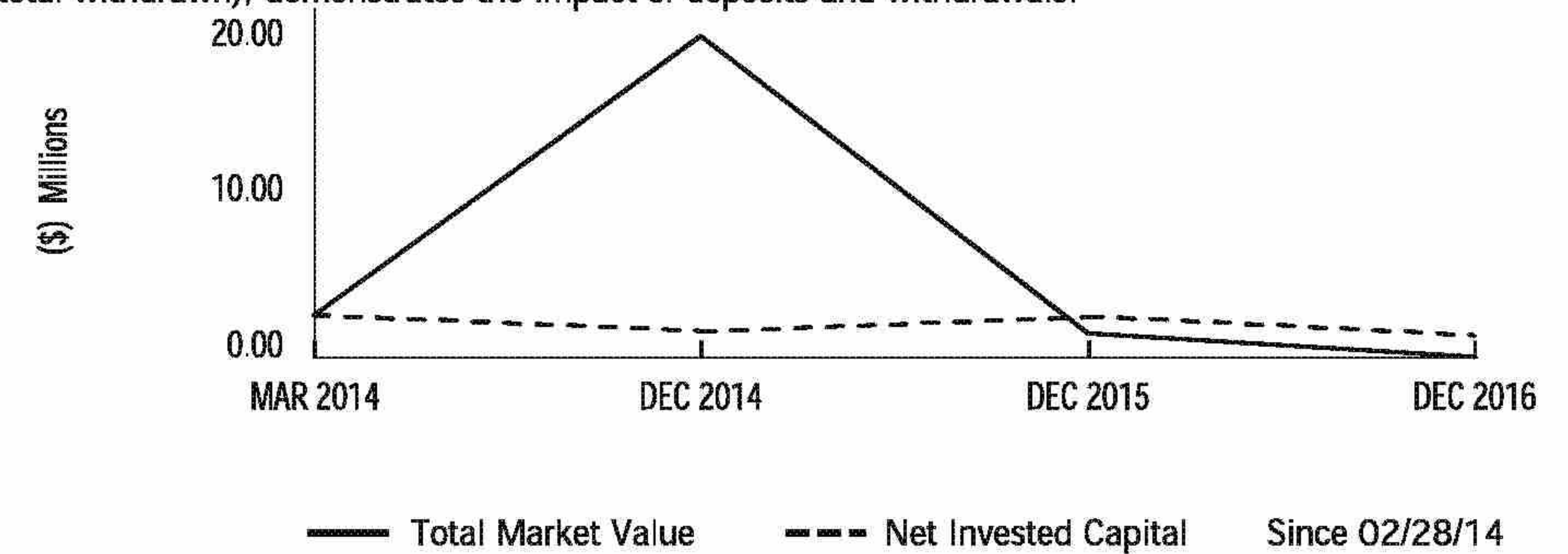
RSB, LLC  
C/O DEVON ARCHER

CHANGE IN VALUE OF YOUR ACCOUNTS (includes accrued interest)

	This Period (6/1/16-12/31/16)	This Year (1/1/16-12/31/16)
<b>TOTAL BEGINNING VALUE</b>	—	<b>\$1,369,027.16</b>
Credits	—	—
Debits	—	(0.08)
Security Transfers	—	(1,108,503.27)
<b>Net Credits/Debits/Transfers</b>	—	<b>\$(1,108,503.35)</b>
<b>Change in Value</b>	—	<b>(260,523.81)</b>
<b>TOTAL ENDING VALUE</b>	—	—

CHANGE IN VALUE OVER TIME

The display of market value (total account value) and net invested capital (total amount invested minus total withdrawn), demonstrates the impact of deposits and withdrawals.



*This graph does not reflect corrections to Net Invested Capital or Market Value made subsequent to the dates depicted. It may exclude transactions in Annuities or positions where we are not the custodian, which could delay the reporting of Market Value or affect the Net Invested Capital.*

ASSET ALLOCATION

	Market Value	Percentage
<b>TOTAL VALUE</b>	<b>\$0.00</b>	<b>100.00%</b>







## Account Summary

Active Assets Account RSB, LLC  
654-031823-041 C/O DEVON ARCHER

### BALANCE SHEET (^ includes accrued interest)

	Last Period (as of 5/31/16)	This Period (as of 12/31/16)
<b>Total Assets</b>	—	—
<b>Total Liabilities</b> (outstanding balance)	—	—
<b>TOTAL VALUE</b>	—	—

### INCOME AND DISTRIBUTION SUMMARY

	This Period (6/1/16-12/31/16)	This Year (1/1/16-12/31/16)
<b>Total Taxable Income And Distributions</b>	—	—
<b>Total Tax-Exempt Income</b>	—	—
<b>TOTAL INCOME AND DISTRIBUTIONS</b>	—	—

*Taxable and tax exempt income classifications are based on the characteristics of the underlying securities and not the taxable status of the account.*

### CASH FLOW

	This Period (6/1/16-12/31/16)	This Year (1/1/16-12/31/16)
<b>OPENING CASH, BDP, MMFs</b>	—	<b>\$0.08</b>
<b>Total Investment Related Activity</b>	—	—
Electronic Transfers-Debits	—	(0.08)
<b>Total Cash Related Activity</b>	—	<b>\$(0.08)</b>
<b>Total Card/Check Activity</b>	—	—
<b>CLOSING CASH, BDP, MMFs</b>	—	—

### GAIN/(LOSS) SUMMARY

	Realized This Period (6/1/16-12/31/16)	Realized This Year (1/1/16-12/31/16)	Unrealized Inception to Date (as of 12/31/16)
<b>TOTAL GAIN/(LOSS)</b>	—	—	—

*The Gain/(Loss) Summary, which may change due to basis adjustments, is provided for informational purposes and should not be used for tax preparation. Refer to Gain/(Loss) in the Expanded Disclosures.*

006508 MSPDD011



## Account Detail

Active Assets Account  
654-031823-041RSB, LLC  
C/O DEVON ARCHER**Investment Objectives†**: Speculation, Capital Appreciation, Income, Aggressive Income**Brokerage Account***† Inform us if your investment objectives, as defined in the Expanded Disclosures, change.*

## ACTIVITY

**COPIES OF THIS STATEMENT HAVE ALSO BEEN SENT TO:**

LOUIS PLUNG AND COMPANY, LLP

## MESSAGES

**Sign up for eDelivery of your Account Documents Today**

Receiving documents through eDelivery is secure, convenient, green and may even help you save on annual account fees. Effective November 1, 2016, accounts not enrolled in eDelivery of all eligible account documents within their Account Linked Group (ALG) may be subject to an annual account fee increase. Contact your Financial Advisor for additional details regarding annual account fees.

Simply visit [www.morganstanley.com/edelivery](http://www.morganstanley.com/edelivery) to set your eDelivery preferences today. Please note, if you have not already done so, you will first need to register for Morgan Stanley Online prior to making your eDelivery selections.

**FINRA BrokerCheck**

FINRA has established the public disclosure program, known as BrokerCheck, to provide certain information regarding the disciplinary history of FINRA members and their associated persons. The BrokerCheck Hotline Number is 1-800-289-9999. The FINRA web site address is [www.finra.org](http://www.finra.org). An investor brochure that includes information describing FINRA BrokerCheck may be obtained from FINRA.





CLIENT STATEMENT

2016 Recap of Cash Management Activity

Active Assets Account  
654-031823-041

RSB, LLC  
C/O DEVON ARCHER

We are pleased to enclose your 2016 Recap of Cash Management Activity. This section includes a summary of your electronic transfers, checking and card activity for the year (including ATM transactions, automated payments and Billpay), and security transfers.

Information related to Income, Distributions, Purchases, Sales, and Redemptions will be provided to accounts subject to IRS reporting on Forms 1099 in the Consolidated Tax Package.

For your convenience, this Recap is also available as a separately retrievable document on Morgan Stanley Online under Statements within the Account Documents tab.

**We recommend that you wait for your IRS Form(s) 1099 before completing your tax returns.** This Recap is not a substitute for the official account statements that you have received from us throughout the year; and is for informational purposes only to provide you with a recap of your cash management activity. If there are any discrepancies between your account statement(s) and the information in this Recap, you should rely on the account statement(s) you have previously received.

**CASH RELATED ACTIVITY**

**ELECTRONIC TRANSFERS (DEBITS)**

Activity Date	Activity Type	Description	Comments	Inflows/(Outflows)
1/26	Withdrawal	BRANCH CHECK	PAID TO RSB, LLC	\$(0.08)

**TOTAL ELECTRONIC TRANSFERS (DEBITS) \$(0.08)**

**TOTAL CASH RELATED ACTIVITY \$(0.08)**

**DEBIT CARD/CHECK ACTIVITY**

**AUTOMATED PAYMENTS**

*Bill Pay and other electronic activity, which may include checks you wrote that were processed by Automated Clearing House processing.*

Transaction Activity				Credits/(Debits)
Date	Date	Activity Type	Payee	
1/5	1/5	Automated Payment-Adj	CK# 000000 RETURNED	\$906.74
1/5	1/5	Automated Payment	J CONDOMINIUM SO	(906.74)
2/1	2/1	Automated Payment-Adj	CK# 000000 RETURNED	3,000.00
2/1	2/1	Automated Payment	BANK OF AMERICA	(3,000.00)
3/1	3/1	Automated Payment-Adj	CK# 000000 RETURNED	3,000.00
3/1	3/1	Automated Payment	BANK OF AMERICA	(3,000.00)
3/30	3/30	Automated Payment-Adj	CK# 000000 RETURNED	3,000.00
3/30	3/30	Automated Payment	BANK OF AMERICA	(3,000.00)
5/2	5/2	Automated Payment-Adj	CK# 000000 RETURNED	3,000.00
5/2	5/2	Automated Payment	BANK OF AMERICA	(3,000.00)
5/31	5/31	Automated Payment-Adj	CK# 000000 RETURNED	3,000.00
5/31	5/31	Automated Payment	BANK OF AMERICA	(3,000.00)

**TOTAL AUTOMATED PAYMENTS \$0.00**

**TOTAL DEBIT CARD/CHECK ACTIVITY \$0.00**

006508 MSPDD011



CLIENT STATEMENT

2016 Recap of Cash Management Activity

Active Assets Account  
654-031823-041

RSB, LLC  
C/O DEVON ARCHER

SECURITY TRANSFERS

Activity Date	Activity Type	Security (Symbol)	Comments	Quantity	Accrued Interest	Amount
1/27	Transfer out of Account	CODE REBEL CORP COM	RST	510,831.000		\$(1,108,503.27)
<b>TOTAL SECURITY TRANSFERS</b>						<b>\$(1,108,503.27)</b>



CLIENT STATEMENT

2016 Recap of Cash Management Activity

Active Assets Account  
654-031823-041

RSB, LLC  
C/O DEVON ARCHER

We are pleased to enclose your 2016 Recap of Cash Management Activity. This section includes a summary of your electronic transfers, checking and card activity for the year (including ATM transactions, automated payments and Billpay), and security transfers.

Information related to Income, Distributions, Purchases, Sales, and Redemptions will be provided to accounts subject to IRS reporting on Forms 1099 in the Consolidated Tax Package.

For your convenience, this Recap is also available as a separately retrievable document on Morgan Stanley Online under Statements within the Account Documents tab.

**We recommend that you wait for your IRS Form(s) 1099 before completing your tax returns.** This Recap is not a substitute for the official account statements that you have received from us throughout the year; and is for informational purposes only to provide you with a recap of your cash management activity. If there are any discrepancies between your account statement(s) and the information in this Recap, you should rely on the account statement(s) you have previously received.

**CASH RELATED ACTIVITY**

**ELECTRONIC TRANSFERS (DEBITS)**

Activity Date	Activity Type	Description	Comments	Inflows/(Outflows)
1/26	Withdrawal	BRANCH CHECK	PAID TO RSB, LLC	\$(0.08)

**TOTAL ELECTRONIC TRANSFERS (DEBITS)** **\$(0.08)**

**TOTAL CASH RELATED ACTIVITY** **\$(0.08)**

**DEBIT CARD/CHECK ACTIVITY**

**AUTOMATED PAYMENTS**

*Bill Pay and other electronic activity, which may include checks you wrote that were processed by Automated Clearing House processing.*

Transaction Activity				Credits/(Debits)
Date	Date	Activity Type	Payee	
1/5	1/5	Automated Payment-Adj	CK# 000000 RETURNED	\$906.74
1/5	1/5	Automated Payment	J CONDOMINIUM SO	(906.74)
2/1	2/1	Automated Payment-Adj	CK# 000000 RETURNED	3,000.00
2/1	2/1	Automated Payment	BANK OF AMERICA	(3,000.00)
3/1	3/1	Automated Payment-Adj	CK# 000000 RETURNED	3,000.00
3/1	3/1	Automated Payment	BANK OF AMERICA	(3,000.00)
3/30	3/30	Automated Payment-Adj	CK# 000000 RETURNED	3,000.00
3/30	3/30	Automated Payment	BANK OF AMERICA	(3,000.00)
5/2	5/2	Automated Payment-Adj	CK# 000000 RETURNED	3,000.00
5/2	5/2	Automated Payment	BANK OF AMERICA	(3,000.00)
5/31	5/31	Automated Payment-Adj	CK# 000000 RETURNED	3,000.00
5/31	5/31	Automated Payment	BANK OF AMERICA	(3,000.00)

**TOTAL AUTOMATED PAYMENTS** **\$0.00**

**TOTAL DEBIT CARD/CHECK ACTIVITY** **\$0.00**



## CLIENT STATEMENT

### 2016 Recap of Cash Management Activity

Active Assets Account  
654-031823-041

RSB, LLC  
C/O DEVON ARCHER

### SECURITY TRANSFERS

Activity Date	Activity Type	Security (Symbol)	Comments	Quantity	Accrued Interest	Amount
1/27	Transfer out of Account	CODE REBEL CORP COM	RST	510,831.000		\$(1,108,503.27)
<b>TOTAL SECURITY TRANSFERS</b>						<b>\$(1,108,503.27)</b>