



National Survey Swing Voters

Gingrich 360
McLaughlin & Associates
August 2021

Methodology

This national survey was conducted among 1,500 likely general election **swing voters**. All interviews were conducted online between August 14-19, 2021. Segments of the questionnaire were split sampled proportionately by Sample A (n750) and Sample B (n750).

Online survey invitations were distributed randomly within predetermined geographic units. These units were structured to correlate with actual voter turnout nationwide among swing voters. The sample of 1,500 likely general election swing voters has an accuracy of +/- 2.5% at a 95% confidence interval. The split samples of 750 likely general election swing voters has an accuracy of +/- 3.6% at a 95% confidence interval. The numbers in this presentation have been rounded and may not equal 100%.

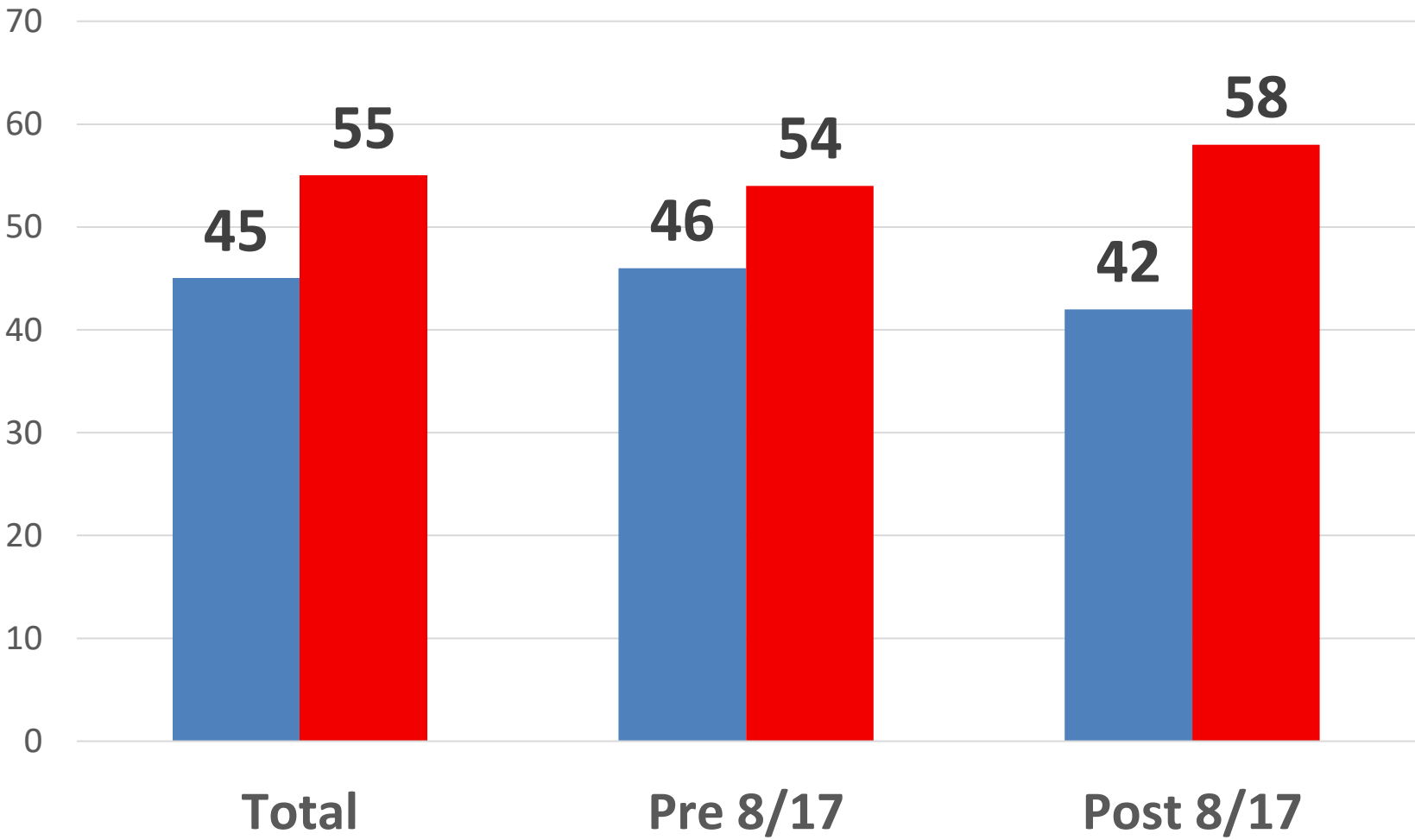




Situation Analysis

Direction of United States

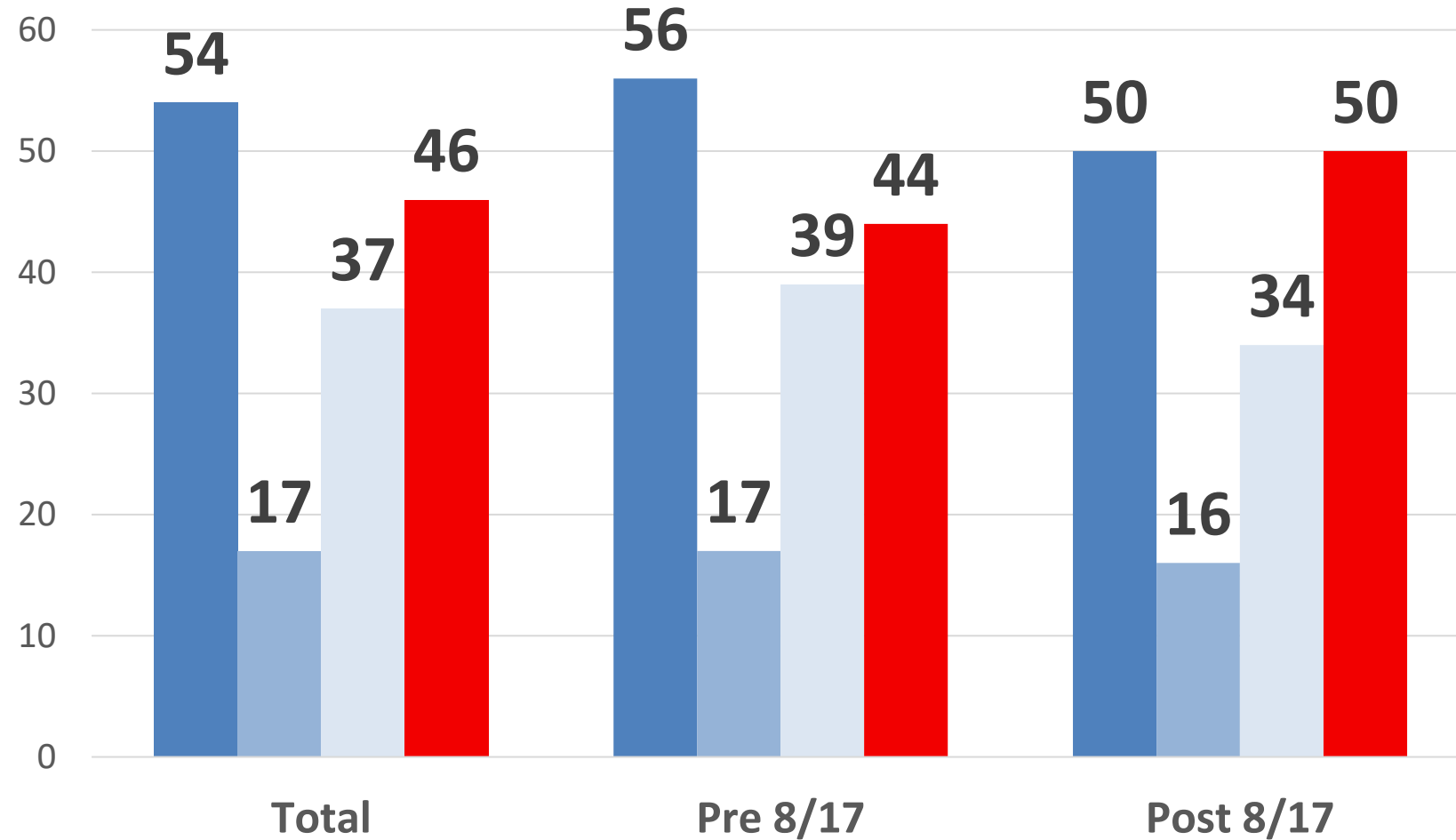
■ Right Direction ■ Wrong Track



	Right	Wrong	Net
TOTAL	45	55	-10
Usually DEM	73	27	46
Usually GOP	20	80	-60
Ticket Splitter	42	58	-16
Ticket Splitting Men	43	57	-13
Ticket Splitting Women	40	59	-19
Vote Generic GOP	25	75	-49
Vote Generic DEM	74	26	47
Undecided	38	62	-24
Voted Trump	20	81	-61
Voted Biden	69	30	39
Right Direction	100	0	100
Wrong Track	0	100	-100
Approve Biden	76	24	52
Disapprove Biden	9	91	-83
Republican	31	69	-37
Democrat	71	29	42
Independent	37	63	-25
Independent Men	37	63	-25
Independent Women	37	63	-25
Liberal	68	32	37
Moderate	46	54	-7
Conservative	27	73	-47
Single	50	51	-1
Married	45	55	-10
Non-College	41	59	-19
College Grad/PG	50	50	0
White	40	60	-21
Hispanic	63	37	26
Black	65	35	31
18-40	54	46	8
41-55	41	59	-17
56+	41	59	-18
Men	46	54	-8
Women	43	57	-14
Urban	51	49	3
Rural	33	67	-34
Suburban	46	54	-7
Suburban Women	48	51	-3

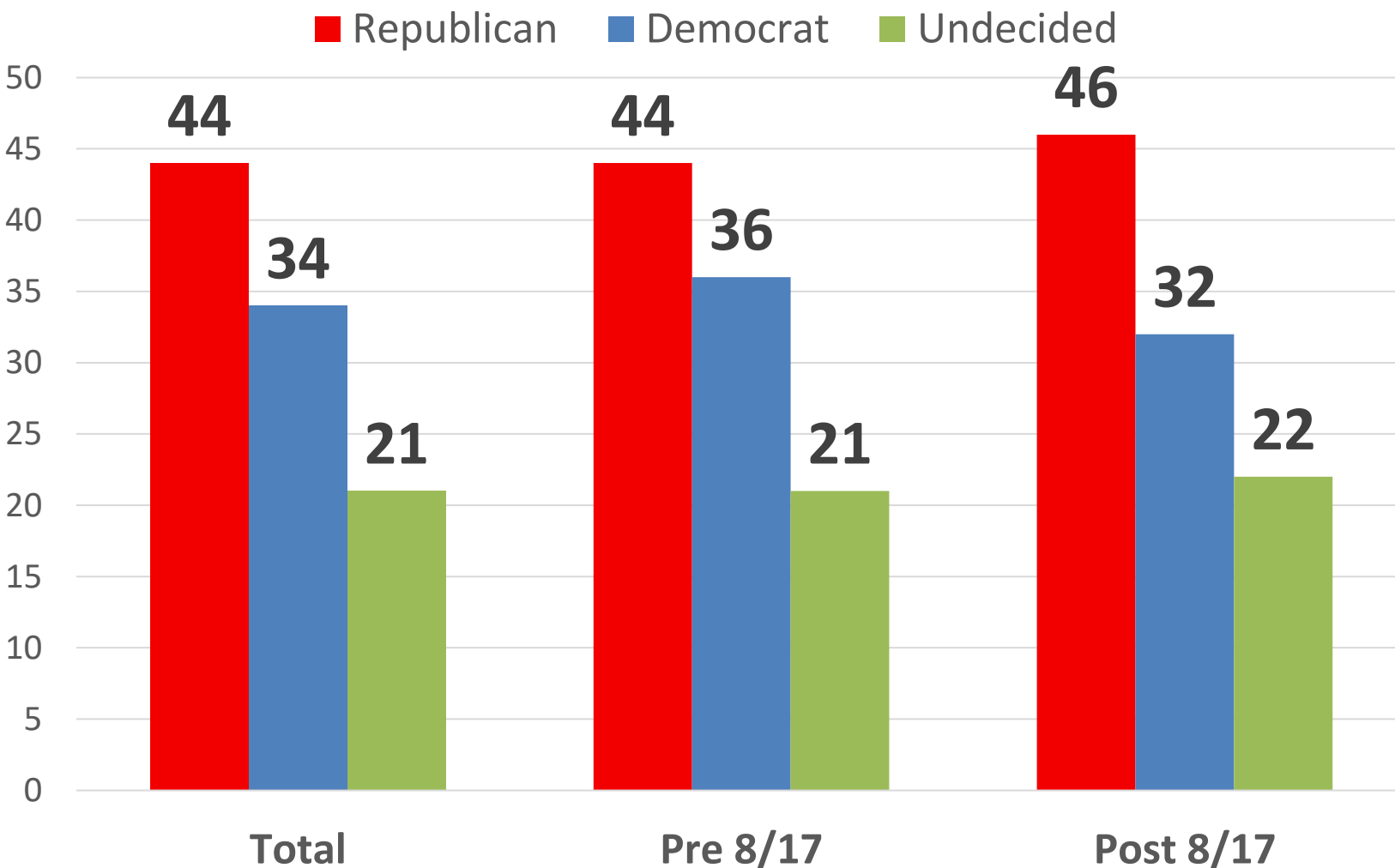
Joe Biden Job Approval

■ Approve ■ Strong ■ Smwht ■ Disapprove



	Approve	Disapprove	Net
TOTAL	54	46	8
Usually DEM	89	11	77
Usually GOP	20	80	-60
Ticket Splitter	53	47	7
Ticket Splitting Men	51	49	2
Ticket Splitting Women	56	44	12
Vote Generic GOP	24	76	-51
Vote Generic DEM	90	10	80
Undecided	56	45	11
Voted Trump	21	79	-58
Voted Biden	86	14	72
Right Direction	91	9	82
Wrong Track	23	77	-53
Approve Biden	100	0	100
Disapprove Biden	0	100	-100
Republican	32	68	-36
Democrat	86	14	73
Independent	48	52	-5
Independent Men	46	54	-9
Independent Women	50	50	0
Liberal	84	16	67
Moderate	57	44	13
Conservative	30	70	-40
Single	59	41	19
Married	54	46	7
Non-College	50	50	-1
College Grad/PG	59	41	18
White	49	51	-2
Hispanic	64	36	28
Black	76	24	52
18-40	61	39	23
41-55	51	49	1
56+	51	49	2
Men	53	47	6
Women	54	46	8
Urban	60	40	21
Rural	44	56	-12
Suburban	55	46	9
Suburban Women	57	43	14

Generic Ballot for Congress

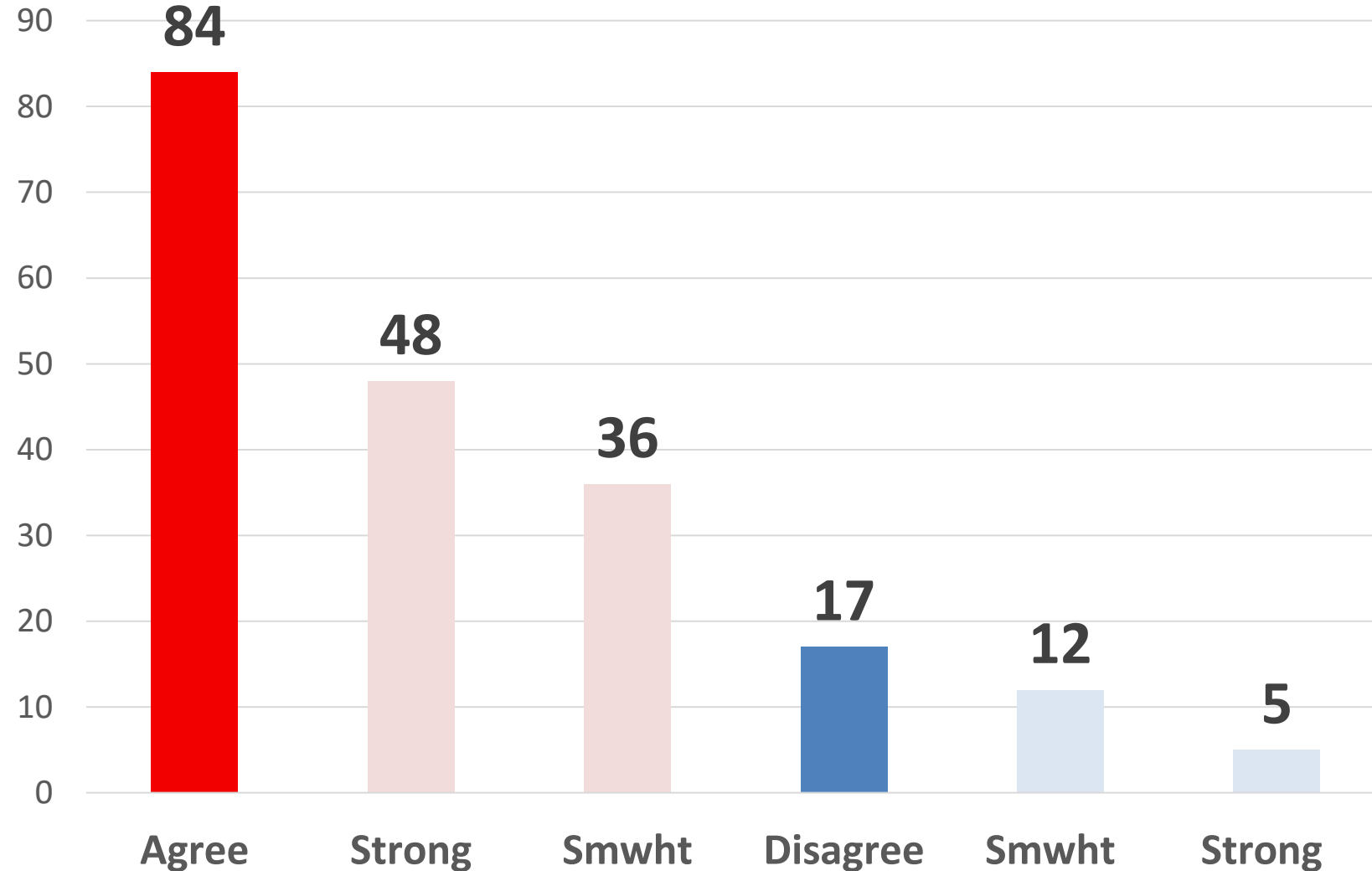


	GOP	DEM	UND	Net
TOTAL	44	34	21	10
Usually DEM	12	77	11	-65
Usually GOP	86	5	10	81
Ticket Splitter	35	24	42	11
Ticket Splitting Men	37	23	41	14
Ticket Splitting Women	33	25	43	8
Vote Generic GOP	100	0	0	100
Vote Generic DEM	0	100	0	-100
Undecided	0	0	100	0
Voted Trump	76	5	20	71
Voted Biden	15	64	21	-49
Right Direction	25	57	18	-32
Wrong Track	60	16	24	44
Approve Biden	20	58	22	-38
Disapprove Biden	72	7	20	65
Republican	86	5	9	81
Democrat	14	75	11	-61
Independent	36	29	36	7
Independent Men	39	29	32	10
Independent Women	32	29	40	3
Liberal	19	69	12	-49
Moderate	37	34	29	3
Conservative	72	13	15	59
Single	37	36	27	1
Married	47	36	18	11
Non-College	47	29	24	18
College Grad/PG	41	41	18	0
White	49	31	20	18
Hispanic	37	37	26	-1
Black	28	51	21	-23
18-40	42	36	22	6
41-55	47	30	22	17
56+	44	36	20	9
Men	48	33	19	15
Women	40	36	24	4
Urban	43	40	18	3
Rural	50	23	27	27
Suburban	43	37	21	6
Suburban Women	40	38	22	1



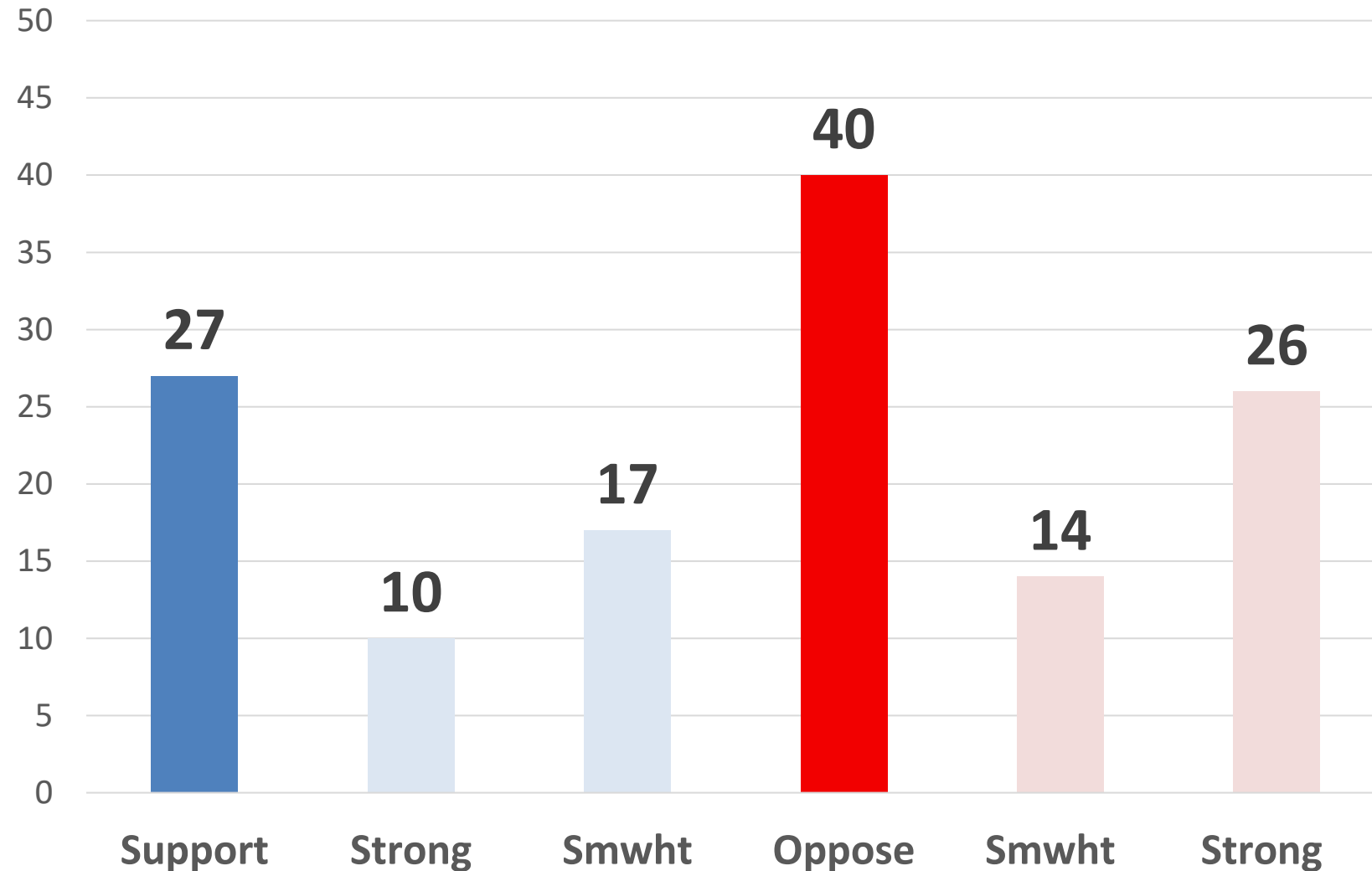
American Brand

The United States of America is the greatest country on earth.



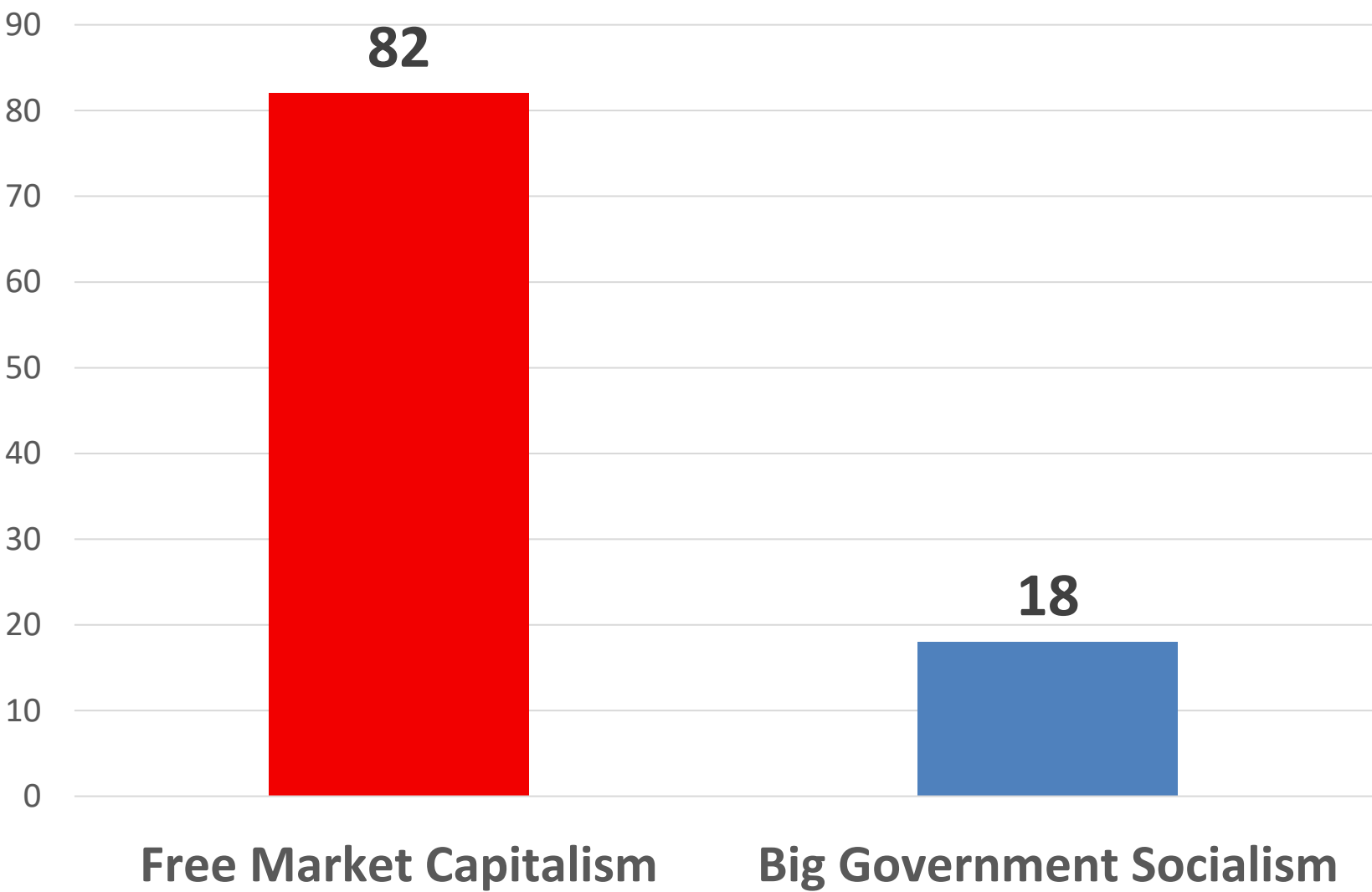
	Agree	Disagree	Net
TOTAL	84	17	67
Usually DEM	80	20	60
Usually GOP	90	10	80
Ticket Splitter	81	20	61
Ticket Splitting Men	79	21	57
Ticket Splitting Women	83	17	65
Vote Generic GOP	90	10	80
Vote Generic DEM	79	21	58
Undecided	77	23	55
Voted Trump	91	10	81
Voted Biden	79	21	58
Right Direction	85	15	70
Wrong Track	82	18	65
Approve Biden	83	17	66
Disapprove Biden	84	16	68
Republican	92	8	85
Democrat	84	17	67
Independent	78	22	55
Independent Men	78	22	57
Independent Women	77	23	54
Liberal	77	23	54
Moderate	83	17	66
Conservative	89	12	77
Single	75	25	50
Married	86	14	73
Non-College	84	16	68
College Grad/PG	83	17	66
White	88	13	75
Hispanic	73	27	46
Black	73	27	47
18-40	72	28	43
41-55	85	15	70
56+	89	11	78
Men	84	16	68
Women	83	17	66
Urban	85	15	69
Rural	83	17	66
Suburban	83	17	66
Suburban Women	85	15	70

Being “woke” (Split Sample A n750)



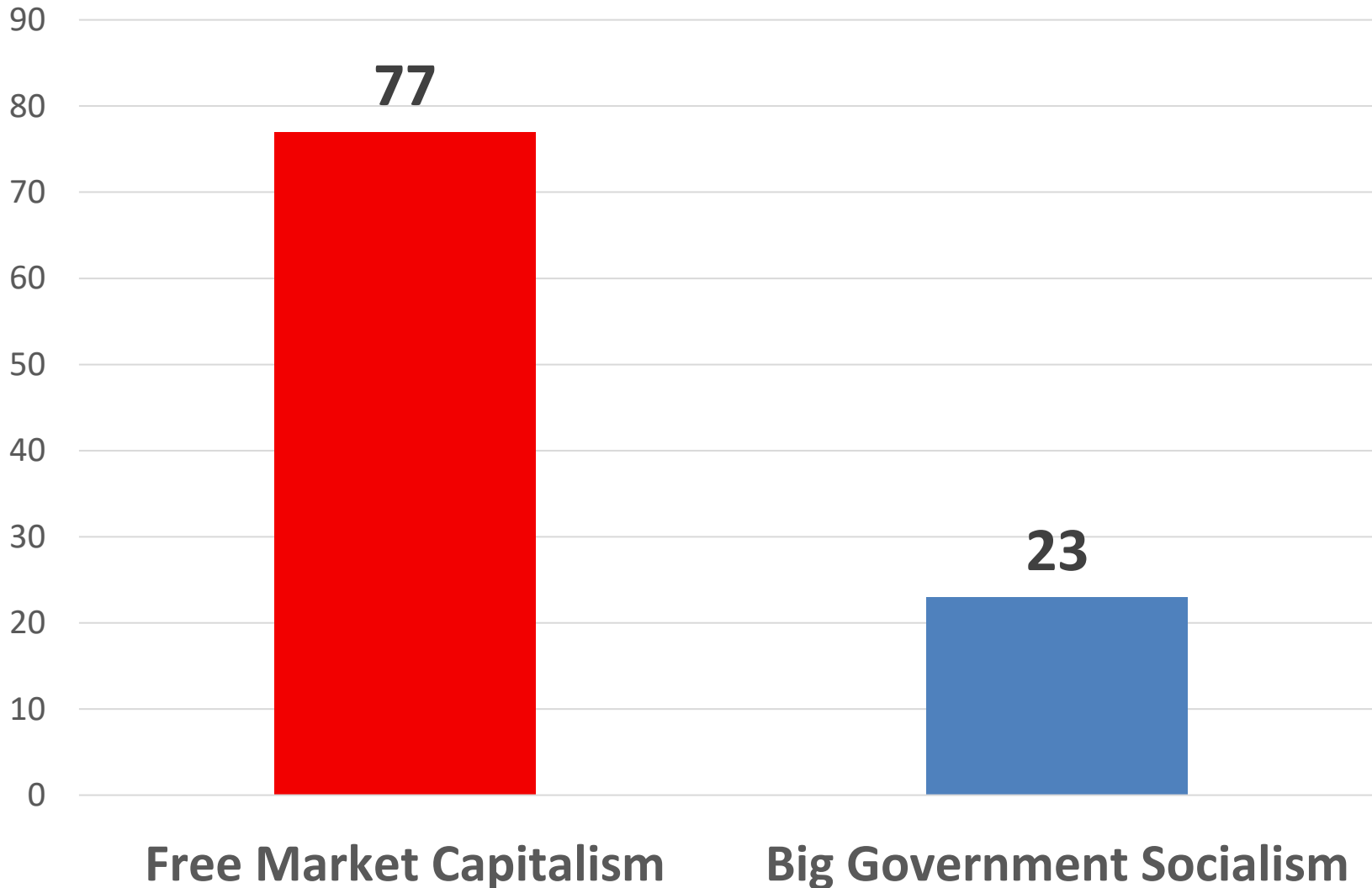
	Support	Oppose	Net
TOTAL	27	40	-13
Usually DEM	40	26	14
Usually GOP	16	59	-43
Ticket Splitter	25	35	-11
Ticket Splitting Men	30	37	-7
Ticket Splitting Women	18	34	-15
Vote Generic GOP	22	56	-34
Vote Generic DEM	39	27	12
Undecided	17	27	-10
Voted Trump	18	54	-36
Voted Biden	35	27	8
Right Direction	37	26	10
Wrong Track	18	52	-33
Approve Biden	37	24	13
Disapprove Biden	15	59	-45
Republican	21	54	-33
Democrat	38	27	11
Independent	23	39	-16
Independent Men	25	46	-21
Independent Women	21	31	-10
Liberal	49	26	24
Moderate	25	36	-11
Conservative	14	56	-42
Single	37	31	6
Married	24	45	-21
Non-College	26	37	-11
College Grad/PG	28	45	-17
White	21	42	-20
Hispanic	44	44	0
Black	41	25	16
18-40	52	31	22
41-55	23	43	-20
56+	14	44	-29
Men	28	46	-18
Women	26	34	-8
Urban	38	36	3
Rural	20	33	-14
Suburban	24	45	-21
Suburban Women	26	35	-9

Do you prefer...? (Split Sample A n750)



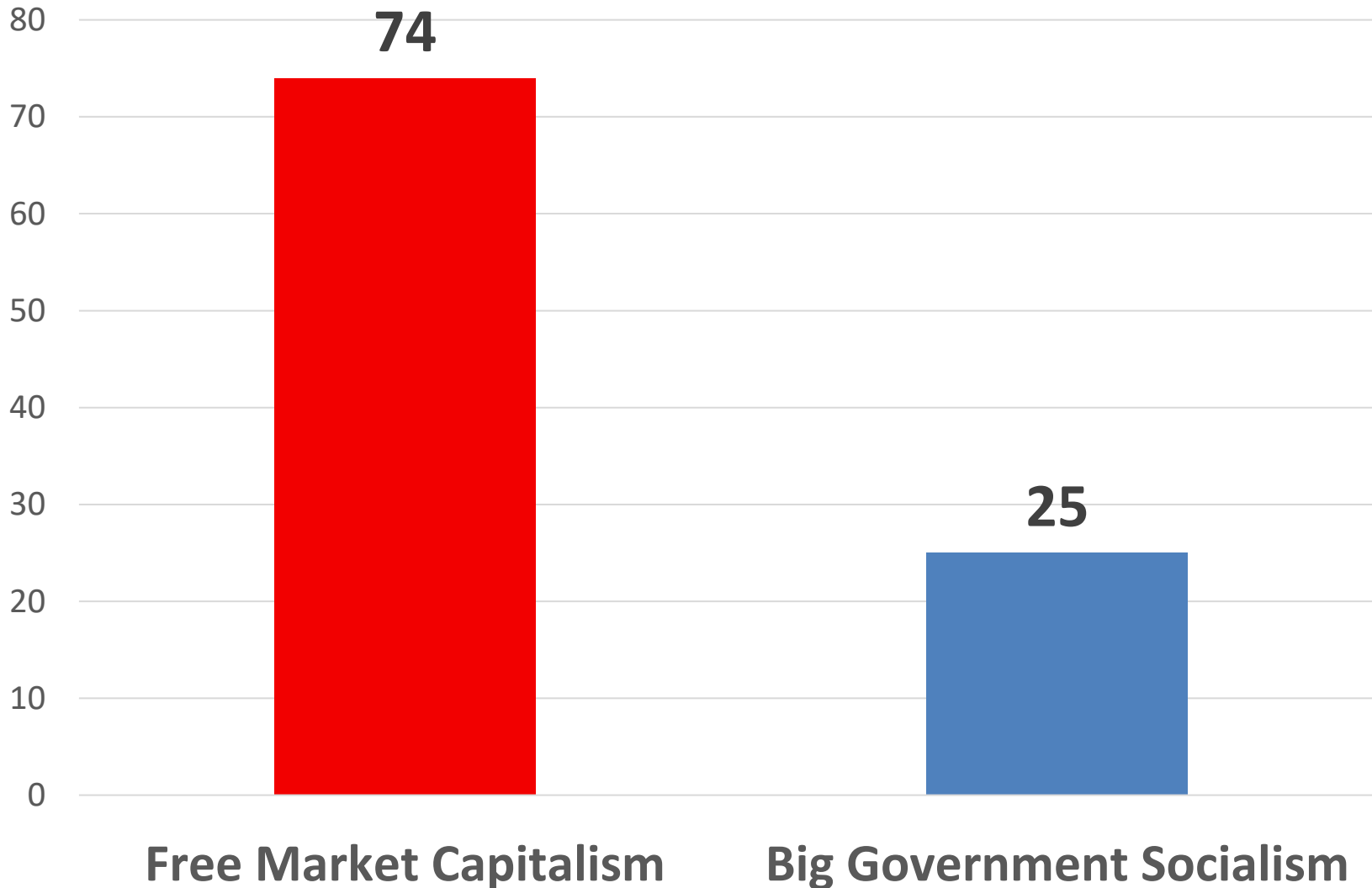
	Capitalism	Socialism	Net
TOTAL	82	18	64
Usually DEM	72	29	43
Usually GOP	89	10	79
Ticket Splitter	83	16	67
Ticket Splitting Men	83	17	66
Ticket Splitting Women	84	15	69
Vote Generic GOP	86	13	73
Vote Generic DEM	74	26	48
Undecided	85	15	70
Voted Trump	88	11	77
Voted Biden	76	24	51
Right Direction	74	26	49
Wrong Track	88	12	76
Approve Biden	72	27	45
Disapprove Biden	92	7	85
Republican	84	15	70
Democrat	75	25	49
Independent	84	16	68
Independent Men	85	14	71
Independent Women	82	17	65
Liberal	63	37	26
Moderate	83	16	67
Conservative	91	8	83
Single	80	20	59
Married	83	16	67
Non-College	81	18	63
College Grad/PG	82	18	64
White	82	17	65
Hispanic	75	26	49
Black	75	25	50
18-40	76	25	51
41-55	77	22	55
56+	87	13	74
Men	83	17	66
Women	80	20	60
Urban	77	23	53
Rural	86	14	71
Suburban	82	17	65
Suburban Women	82	18	64

Which do you think is more fair? (Split Sample A n750)



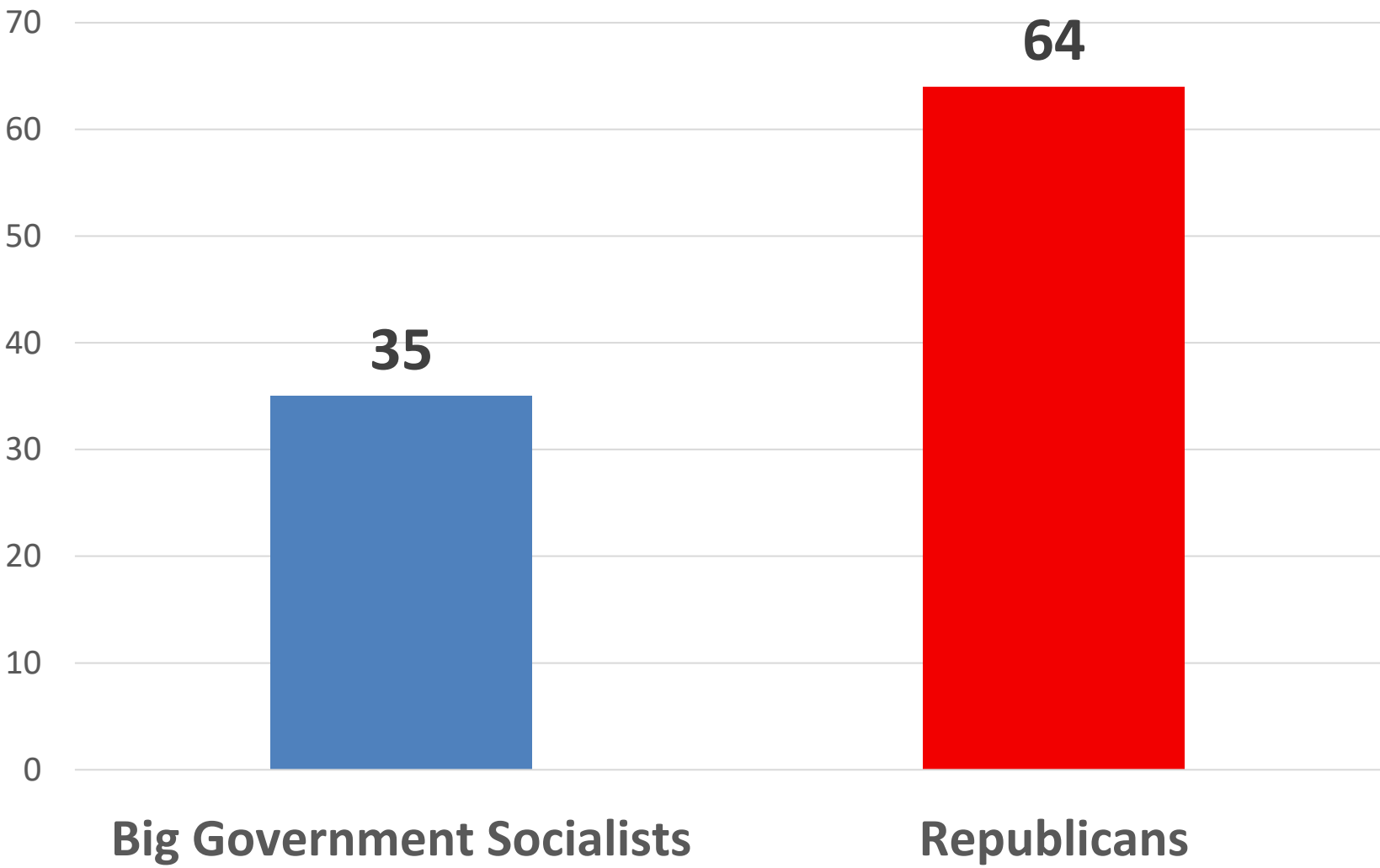
	Capitalism	Socialism	Net
TOTAL	77	23	54
Usually DEM	60	40	19
Usually GOP	91	9	81
Ticket Splitter	79	20	60
Ticket Splitting Men	81	20	61
Ticket Splitting Women	78	20	58
Vote Generic GOP	88	12	76
Vote Generic DEM	60	39	21
Undecided	80	20	60
Voted Trump	87	12	75
Voted Biden	67	33	34
Right Direction	65	34	32
Wrong Track	86	14	73
Approve Biden	65	34	31
Disapprove Biden	90	9	81
Republican	85	15	71
Democrat	63	37	26
Independent	80	20	60
Independent Men	80	20	60
Independent Women	79	19	60
Liberal	54	45	9
Moderate	78	22	55
Conservative	90	9	81
Single	75	25	50
Married	79	21	58
Non-College	80	20	59
College Grad/PG	73	26	47
White	78	21	57
Hispanic	69	30	38
Black	67	33	35
18-40	73	26	47
41-55	73	27	46
56+	80	19	62
Men	76	24	52
Women	77	22	56
Urban	74	26	48
Rural	83	17	66
Suburban	76	24	52
Suburban Women	74	25	49

Which do you think leads to a better future? (Split Sample A n750)



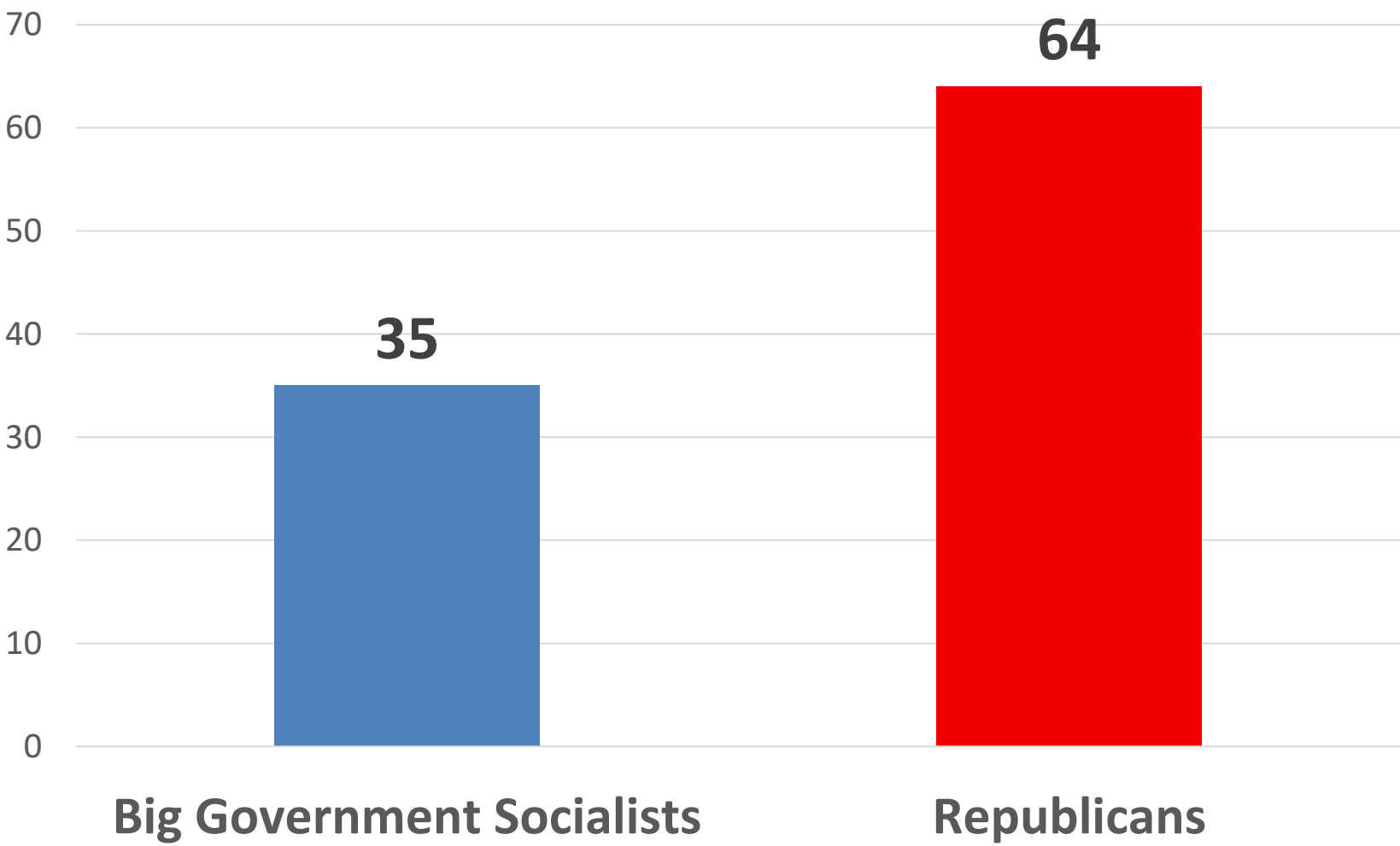
	Capitalism	Socialism	Net
TOTAL	74	25	49
Usually DEM	59	42	17
Usually GOP	88	12	77
Ticket Splitter	76	23	53
Ticket Splitting Men	77	22	55
Ticket Splitting Women	74	24	50
Vote Generic GOP	83	17	67
Vote Generic DEM	62	38	24
Undecided	76	23	53
Voted Trump	83	17	66
Voted Biden	66	34	32
Right Direction	64	36	28
Wrong Track	83	16	67
Approve Biden	62	37	25
Disapprove Biden	89	11	77
Republican	81	18	63
Democrat	64	36	28
Independent	76	23	53
Independent Men	79	20	59
Independent Women	73	26	47
Liberal	53	47	7
Moderate	76	24	52
Conservative	86	13	73
Single	74	25	48
Married	75	25	51
Non-College	75	25	51
College Grad/PG	73	26	47
White	76	23	53
Hispanic	62	37	26
Black	67	34	33
18-40	63	36	27
41-55	70	30	40
56+	83	17	66
Men	77	23	55
Women	71	28	43
Urban	70	29	42
Rural	82	18	63
Suburban	73	26	47
Suburban Women	69	30	39

**If the next election comes down to choosing between big government socialists or Republicans, who would you vote for?
(Split Sample B n750)**



	Socialists	Republicans	Net
TOTAL	35	64	-29
Usually DEM	66	33	33
Usually GOP	9	91	-81
Ticket Splitter	31	67	-36
Ticket Splitting Men	31	67	-37
Ticket Splitting Women	32	67	-35
Vote Generic GOP	10	90	-81
Vote Generic DEM	66	33	33
Undecided	37	60	-23
Voted Trump	9	91	-83
Voted Biden	61	38	23
Right Direction	54	45	10
Wrong Track	20	79	-59
Approve Biden	54	45	9
Disapprove Biden	14	86	-72
Republican	8	91	-83
Democrat	58	41	17
Independent	39	60	-21
Independent Men	38	60	-21
Independent Women	40	60	-21
Liberal	70	29	41
Moderate	35	65	-30
Conservative	14	86	-72
Single	48	51	-3
Married	33	67	-34
Non-College	32	67	-35
College Grad/PG	40	60	-20
White	28	71	-43
Hispanic	58	42	17
Black	46	54	-8
18-40	51	48	3
41-55	24	75	-51
56+	32	67	-35
Men	35	65	-30
Women	36	63	-27
Urban	43	56	-13
Rural	25	74	-49
Suburban	36	64	-28
Suburban Women	40	60	-21

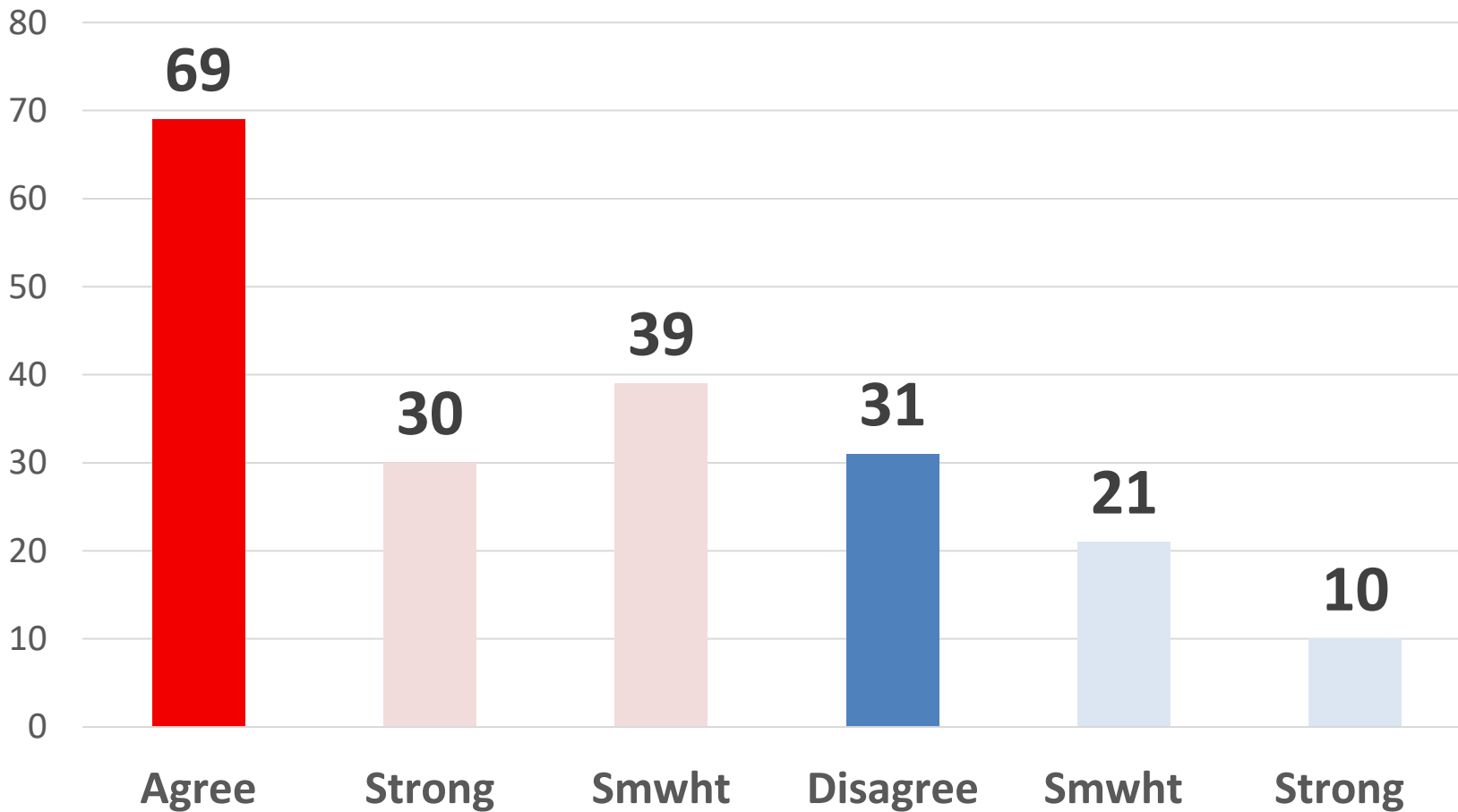
**If the next election comes down to choosing between big government socialists like Bernie Sanders and Alexandria Ocasio-Cortez or Republicans, who would you vote for?
(Split Sample B n750)**



	Socialists	Republicans	Net
TOTAL	35	64	-29
Usually DEM	71	28	43
Usually GOP	6	93	-86
Ticket Splitter	30	70	-40
Ticket Splitting Men	28	71	-43
Ticket Splitting Women	32	68	-36
Vote Generic GOP	8	92	-85
Vote Generic DEM	70	30	40
Undecided	36	62	-26
Voted Trump	7	93	-86
Voted Biden	63	37	27
Right Direction	54	45	9
Wrong Track	21	79	-58
Approve Biden	55	44	11
Disapprove Biden	13	87	-74
Republican	9	91	-81
Democrat	61	38	24
Independent	36	62	-26
Independent Men	36	63	-27
Independent Women	37	62	-25
Liberal	66	33	34
Moderate	35	65	-30
Conservative	16	83	-67
Single	45	54	-10
Married	32	67	-35
Non-College	33	66	-32
College Grad/PG	38	62	-24
White	28	71	-43
Hispanic	53	47	6
Black	60	40	20
18-40	44	55	-10
41-55	29	70	-41
56+	33	66	-32
Men	34	66	-33
Women	37	61	-24
Urban	42	58	-16
Rural	26	72	-46
Suburban	36	63	-27
Suburban Women	39	61	-22

Considering the \$3.5 trillion-dollar big government socialist bill on top of all the other spending and House and Senate Democrats voting unanimously for bigger spending and bigger government, would you agree or disagree that the big government socialists are taking over from the traditional moderate Democrats and now define the Democratic Party?

(Split Sample B n750)

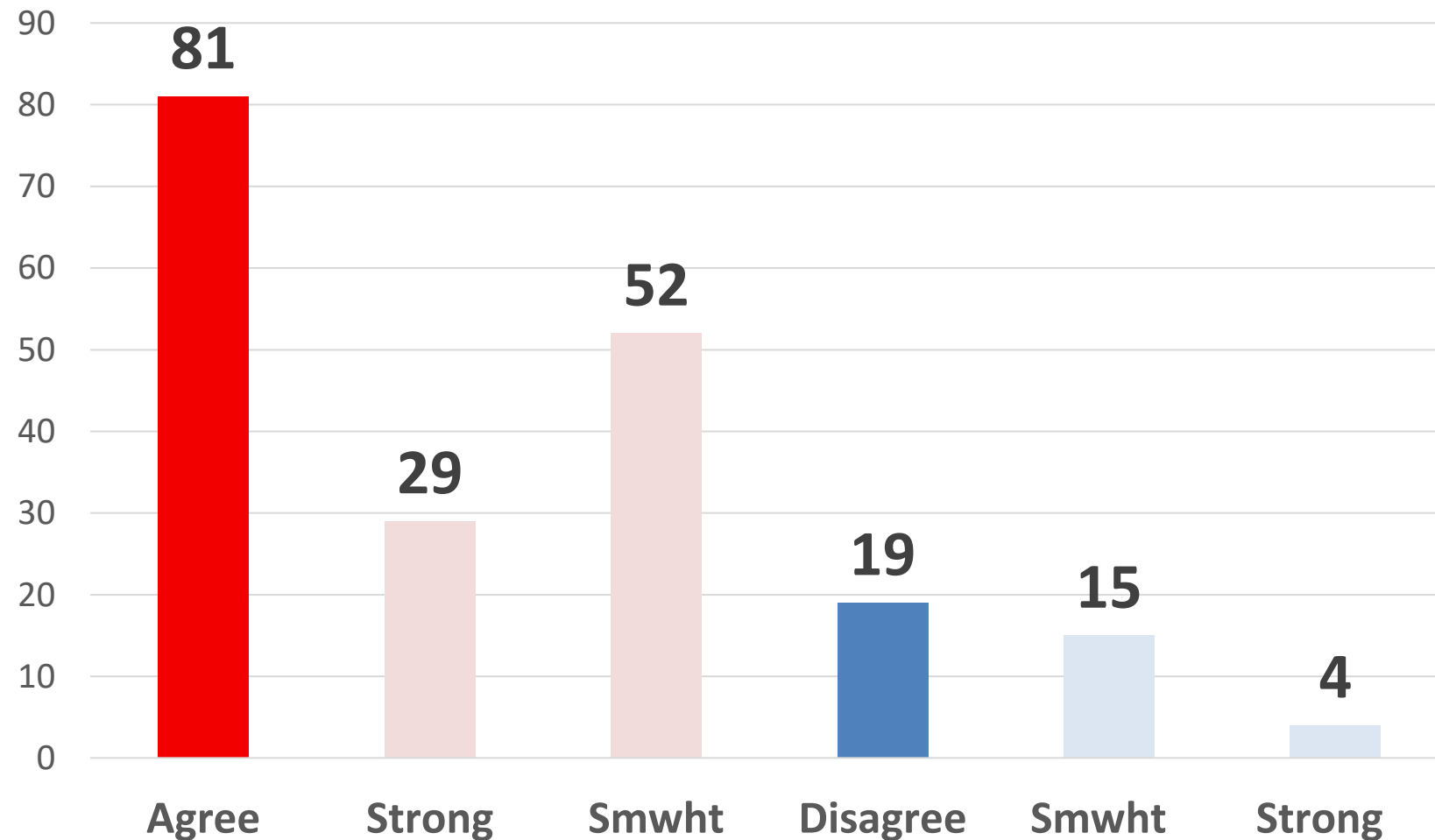


	Agree	Disagree	Net
TOTAL	69	31	38
Usually DEM	58	41	17
Usually GOP	81	19	62
Ticket Splitter	67	33	35
Ticket Splitting Men	70	30	40
Ticket Splitting Women	64	36	29
Vote Generic GOP	86	14	72
Vote Generic DEM	55	44	11
Undecided	55	44	11
Voted Trump	80	20	60
Voted Biden	58	42	16
Right Direction	60	40	20
Wrong Track	76	24	52
Approve Biden	62	38	24
Disapprove Biden	77	23	55
Republican	83	17	65
Democrat	63	36	27
Independent	63	36	27
Independent Men	64	35	29
Independent Women	62	37	25
Liberal	59	40	19
Moderate	68	32	36
Conservative	77	23	55
Single	65	35	30
Married	70	30	40
Non-College	70	30	41
College Grad/PG	67	32	35
White	70	29	41
Hispanic	65	34	31
Black	62	39	23
18-40	69	30	39
41-55	75	25	50
56+	66	34	32
Men	71	28	43
Women	66	33	33
Urban	69	31	38
Rural	74	26	48
Suburban	67	33	34
Suburban Women	66	34	32



Issues & Language That Work

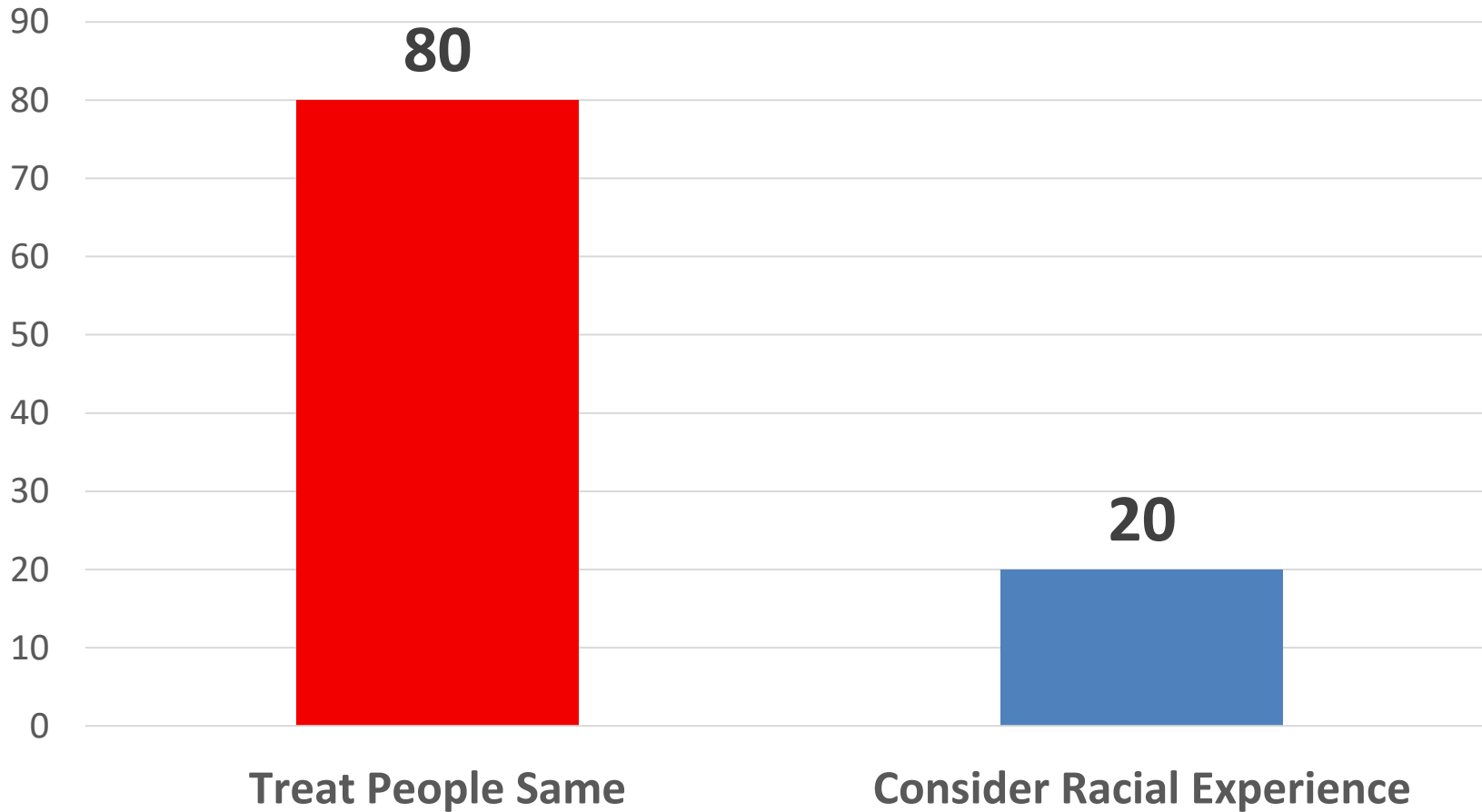
Do you agree or disagree that since the money businesses spend on health benefits is part of their employees' compensation, that workers should have more control over how it is spent?



	Agree	Disagree	Net
TOTAL	81	19	62
Usually DEM	86	13	73
Usually GOP	80	20	60
Ticket Splitter	76	24	52
Ticket Splitting Men	77	23	54
Ticket Splitting Women	75	25	50
Vote Generic GOP	81	19	63
Vote Generic DEM	83	17	67
Undecided	75	25	51
Voted Trump	80	20	60
Voted Biden	82	18	63
Right Direction	82	17	65
Wrong Track	79	21	59
Approve Biden	84	16	68
Disapprove Biden	77	23	54
Republican	82	18	63
Democrat	85	15	71
Independent	77	23	55
Independent Men	76	23	53
Independent Women	78	22	56
Liberal	86	14	72
Moderate	80	19	61
Conservative	78	22	56
Single	84	16	68
Married	79	21	59
Non-College	82	18	65
College Grad/PG	79	21	57
White	82	18	63
Hispanic	74	25	49
Black	78	22	57
18-40	82	18	64
41-55	84	16	68
56+	78	22	57
Men	79	21	59
Women	82	18	65
Urban	79	21	58
Rural	84	16	67
Suburban	80	19	61
Suburban Women	84	16	68

Which of the following positions on current issues most represents your views? (Split Sample A n750)

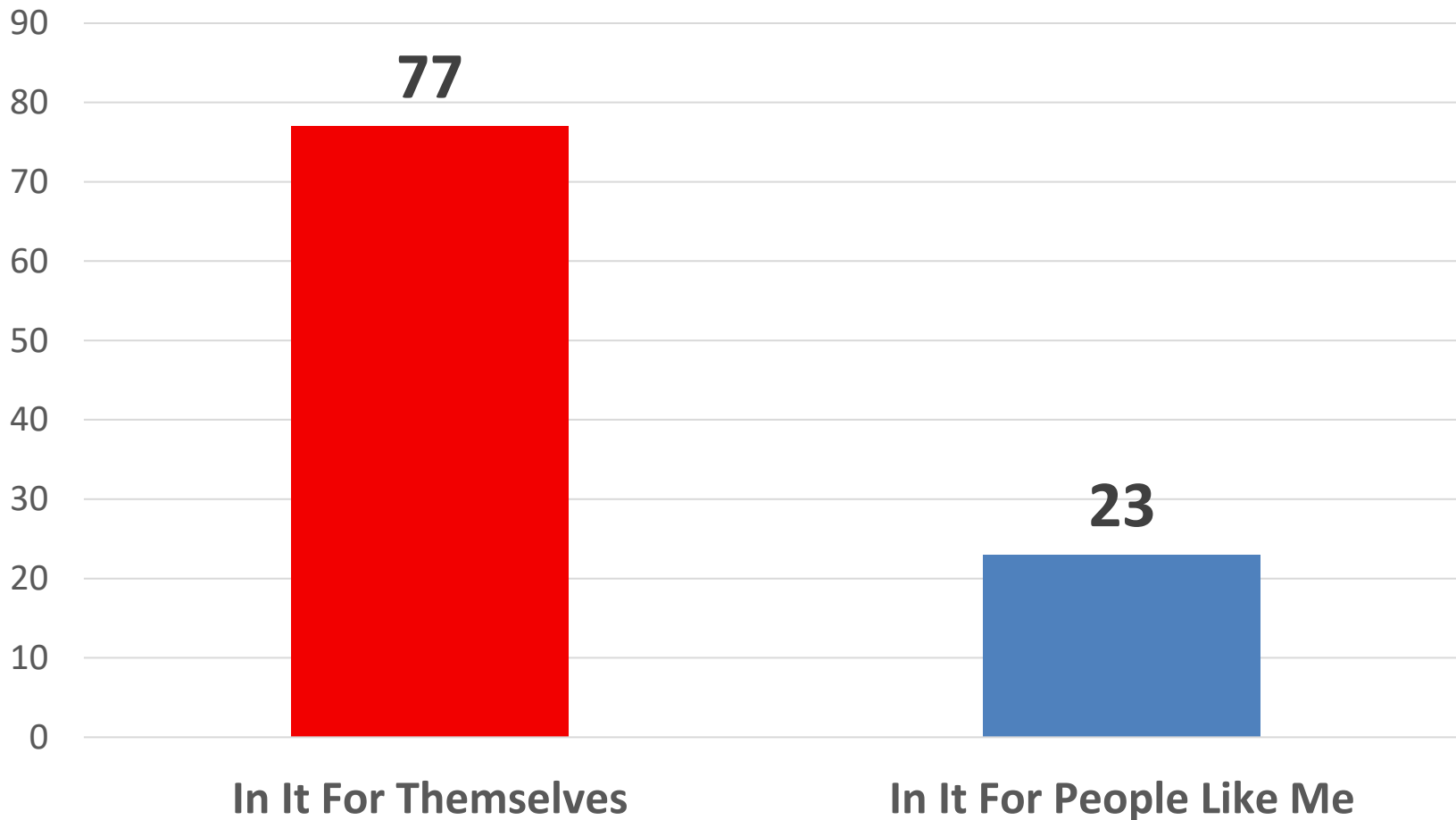
- 1. We should teach young people to treat people the same no matter their skin color.**
- 2. We should teach young people to consider people's racial experience in how they treat people.**



	Treat Same	Racial Exp.	Net
TOTAL	80	20	60
Usually DEM	71	29	41
Usually GOP	89	11	79
Ticket Splitter	79	21	57
Ticket Splitting Men	77	23	55
Ticket Splitting Women	80	20	60
Vote Generic GOP	85	15	69
Vote Generic DEM	72	28	44
Undecided	81	19	62
Voted Trump	86	14	71
Voted Biden	74	25	49
Right Direction	70	30	39
Wrong Track	88	12	76
Approve Biden	71	28	43
Disapprove Biden	89	11	78
Republican	82	18	63
Democrat	71	28	43
Independent	83	17	67
Independent Men	83	18	65
Independent Women	84	16	68
Liberal	65	36	29
Moderate	81	19	62
Conservative	88	12	75
Single	78	22	56
Married	78	22	56
Non-College	83	17	66
College Grad/PG	75	25	51
White	84	16	67
Hispanic	64	35	30
Black	67	34	33
18-40	66	34	32
41-55	80	20	61
56+	87	13	74
Men	78	22	57
Women	81	19	62
Urban	73	27	45
Rural	86	14	72
Suburban	80	20	61
Suburban Women	80	20	60

Which of the following statements about the state of America most represents your view? (Split Sample A n750)

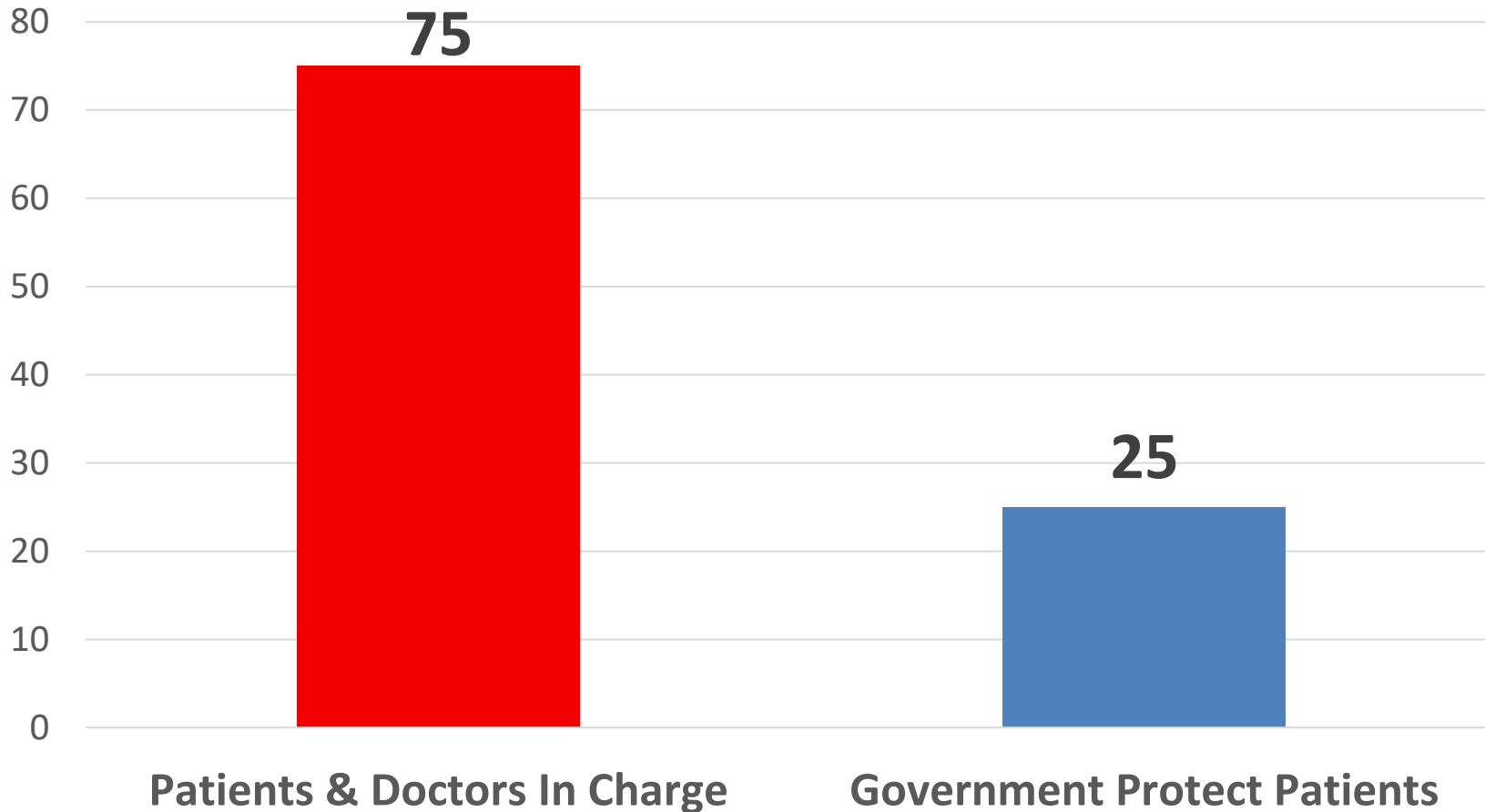
1. People who run for office are in it for themselves.
2. People who run for office are in it for people like me.



	For Themselves	For People	Net
TOTAL	77	23	54
Usually DEM	71	29	42
Usually GOP	85	15	70
Ticket Splitter	75	24	52
Ticket Splitting Men	75	25	50
Ticket Splitting Women	76	23	53
Vote Generic GOP	80	20	60
Vote Generic DEM	73	27	47
Undecided	77	21	56
Voted Trump	83	17	66
Voted Biden	71	29	42
Right Direction	65	34	31
Wrong Track	87	13	74
Approve Biden	68	31	37
Disapprove Biden	88	12	75
Republican	76	24	51
Democrat	70	29	41
Independent	82	18	64
Independent Men	84	16	68
Independent Women	80	20	61
Liberal	67	33	35
Moderate	78	21	57
Conservative	82	18	64
Single	76	25	51
Married	77	23	55
Non-College	76	23	53
College Grad/PG	78	22	56
White	81	19	62
Hispanic	63	37	26
Black	61	36	25
18-40	71	29	41
41-55	72	29	43
56+	83	16	67
Men	79	20	59
Women	74	25	49
Urban	68	32	36
Rural	82	19	63
Suburban	80	20	60
Suburban Women	75	24	51

Which of the following positions on current issues most represents your views? (Split Sample A n750)

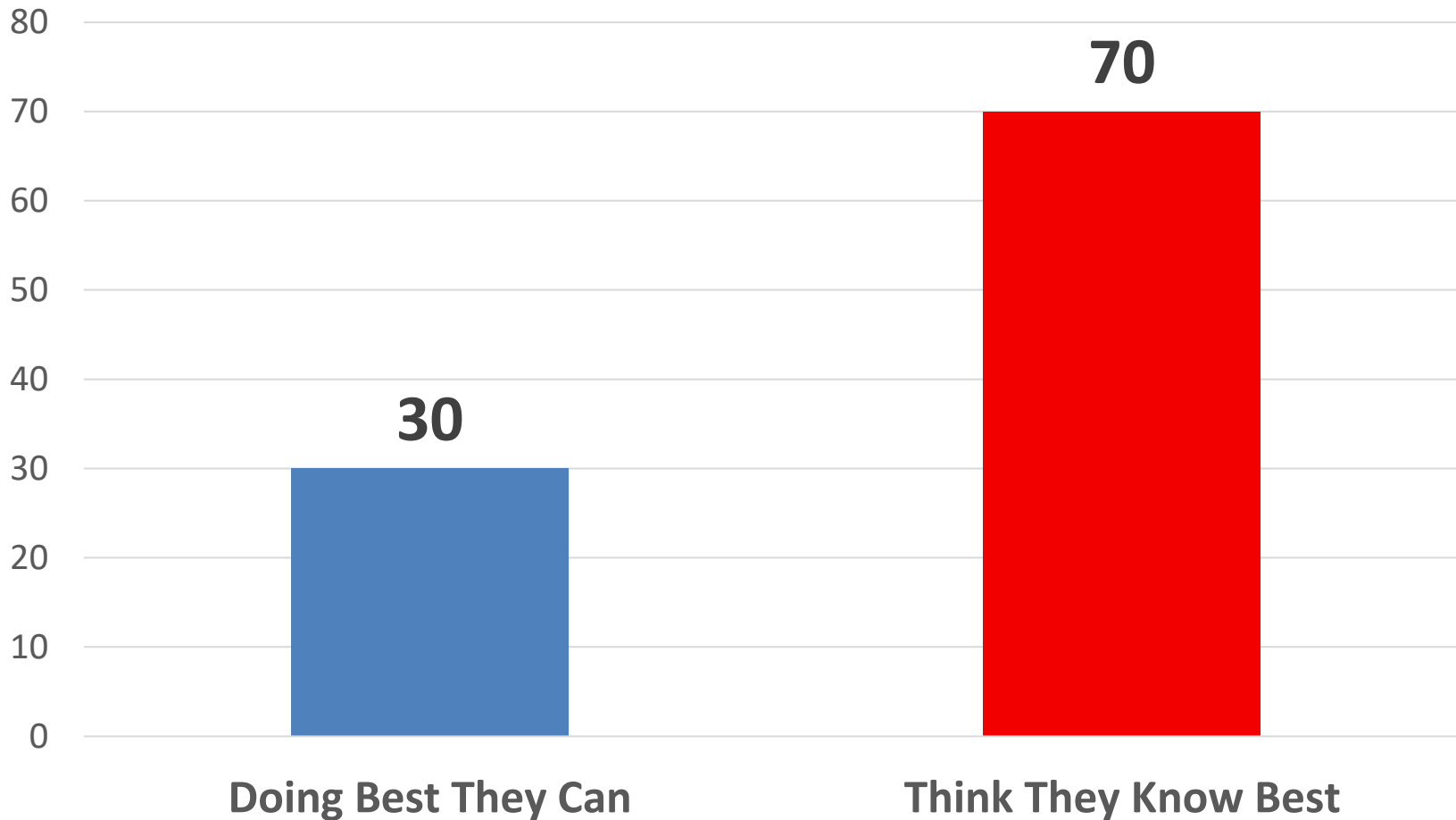
- 1. We should fix healthcare in America by putting patients and doctors in charge instead of insurance companies and big government.**
- 2. We should fix healthcare in America by giving the government more power to protect patients.**



	Patients-Dr.	Government	Net
TOTAL	75	25	50
Usually DEM	62	37	24
Usually GOP	89	11	78
Ticket Splitter	74	26	49
Ticket Splitting Men	73	28	45
Ticket Splitting Women	77	24	53
Vote Generic GOP	84	16	68
Vote Generic DEM	62	38	24
Undecided	76	22	54
Voted Trump	84	16	68
Voted Biden	67	33	34
Right Direction	61	38	24
Wrong Track	86	13	73
Approve Biden	63	36	27
Disapprove Biden	89	11	79
Republican	80	20	59
Democrat	66	34	32
Independent	78	22	56
Independent Men	77	23	55
Independent Women	78	21	57
Liberal	58	41	17
Moderate	75	25	51
Conservative	86	13	72
Single	75	25	50
Married	73	27	45
Non-College	79	20	58
College Grad/PG	70	30	40
White	81	19	62
Hispanic	54	46	7
Black	59	38	21
18-40	67	33	35
41-55	71	27	44
56+	81	19	63
Men	73	27	45
Women	78	21	57
Urban	71	28	43
Rural	84	17	67
Suburban	73	26	47
Suburban Women	77	22	55

Which of the following statements about the state of America most represents your view? (Split Sample A n750)

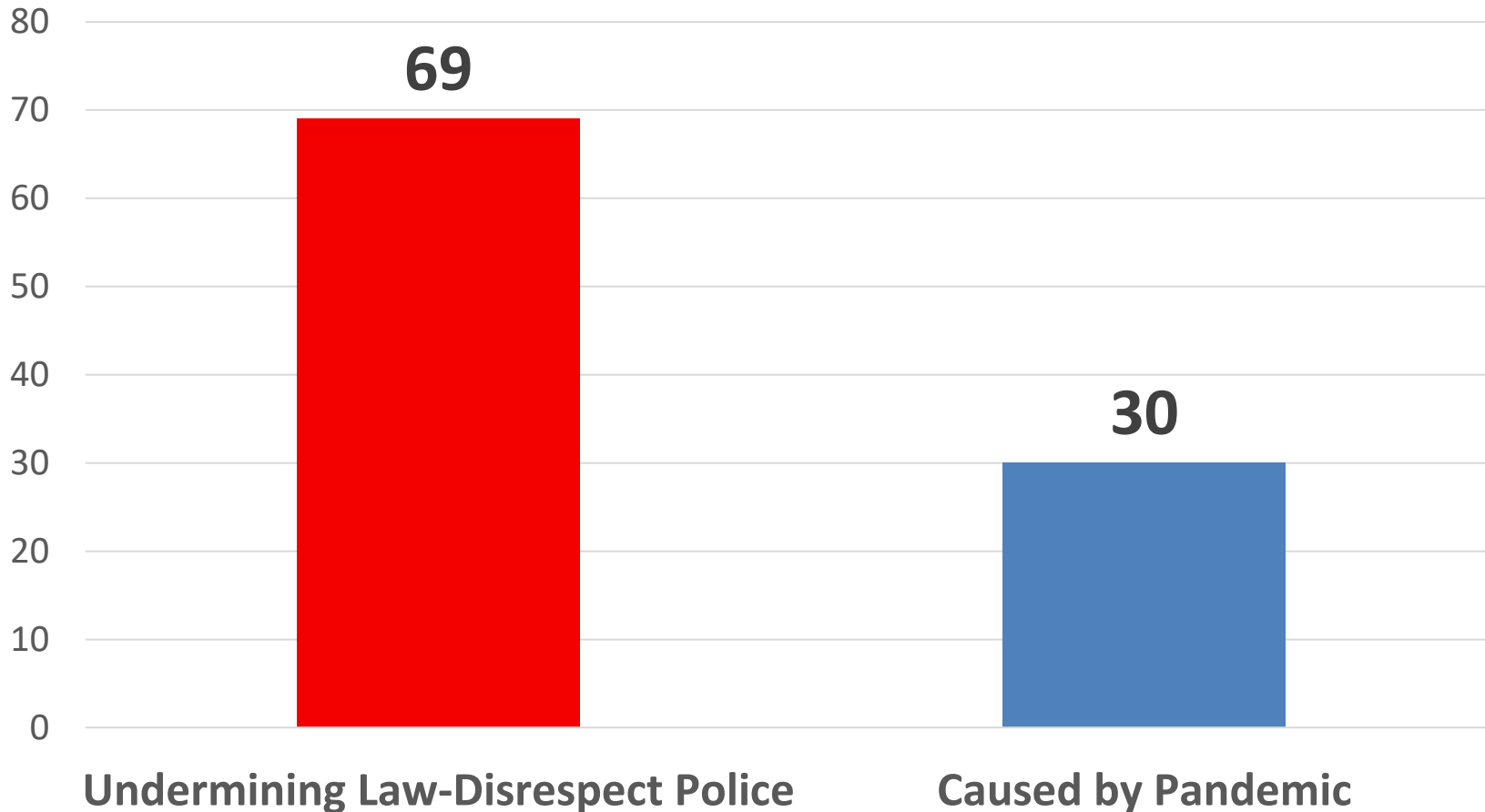
- 1. Our elected leaders and public servants are doing the best they can to represent the values and interests of the people they serve.**
- 2. People in government think they know what is best for us, but they don't.**



	Doing Best	Think Know Best	Net
TOTAL	30	70	-40
Usually DEM	46	54	-8
Usually GOP	19	81	-63
Ticket Splitter	25	75	-49
Ticket Splitting Men	29	71	-42
Ticket Splitting Women	21	79	-57
Vote Generic GOP	21	79	-57
Vote Generic DEM	46	54	-8
Undecided	22	78	-57
Voted Trump	21	79	-58
Voted Biden	39	61	-22
Right Direction	45	55	-9
Wrong Track	17	83	-67
Approve Biden	44	56	-11
Disapprove Biden	13	87	-74
Republican	23	77	-54
Democrat	45	55	-9
Independent	25	75	-51
Independent Men	26	74	-48
Independent Women	23	77	-54
Liberal	38	62	-23
Moderate	29	71	-41
Conservative	25	75	-51
Single	37	63	-27
Married	29	71	-43
Non-College	31	69	-38
College Grad/PG	28	72	-43
White	27	73	-47
Hispanic	37	63	-25
Black	46	54	-7
18-40	35	65	-29
41-55	30	70	-39
56+	26	74	-47
Men	29	71	-41
Women	30	70	-39
Urban	40	61	-21
Rural	21	79	-58
Suburban	29	71	-42
Suburban Women	33	67	-34

Which of the following statements about current issues facing America most represents your view? (Split Sample B n750)

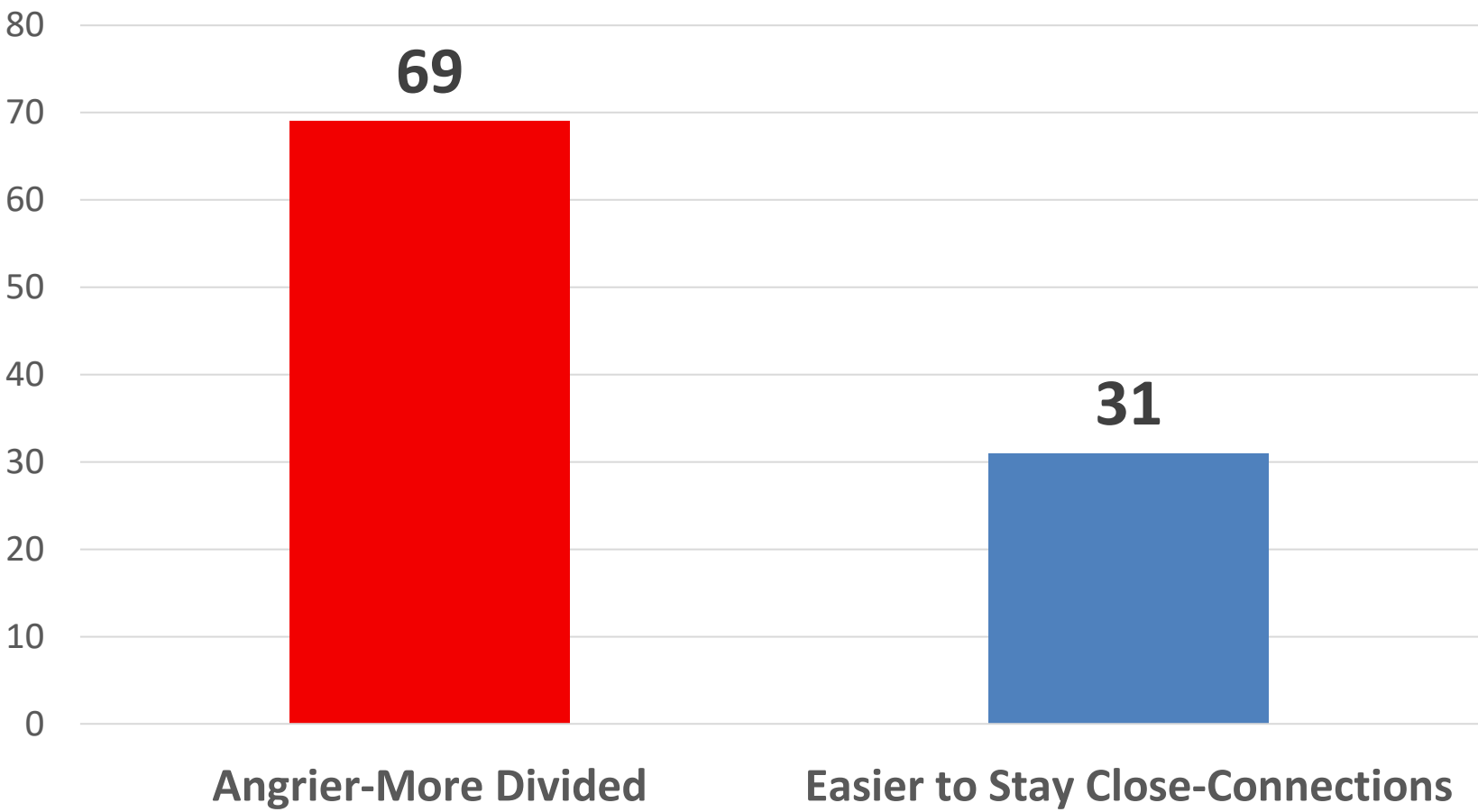
1. The recent spike in violent crime is due the undermining of law and order and disrespect of our police officers.
2. The recent spike in violent crime is caused by the COVID-19 pandemic.



	Undermine Law	Pandemic	Net
TOTAL	69	30	39
Usually DEM	63	37	26
Usually GOP	81	19	62
Ticket Splitter	64	36	29
Ticket Splitting Men	64	35	29
Ticket Splitting Women	64	36	28
Vote Generic GOP	78	22	56
Vote Generic DEM	64	36	28
Undecided	61	38	23
Voted Trump	79	21	59
Voted Biden	60	40	20
Right Direction	59	40	19
Wrong Track	77	23	55
Approve Biden	61	39	23
Disapprove Biden	79	21	58
Republican	75	25	50
Democrat	63	37	26
Independent	70	30	40
Independent Men	73	27	46
Independent Women	67	33	33
Liberal	49	51	-2
Moderate	70	30	41
Conservative	82	18	63
Single	56	45	11
Married	74	25	49
Non-College	70	30	41
College Grad/PG	68	31	37
White	75	25	50
Hispanic	53	47	7
Black	51	49	2
18-40	53	47	6
41-55	69	32	37
56+	79	21	58
Men	68	32	37
Women	71	29	42
Urban	62	38	24
Rural	75	25	50
Suburban	71	29	42
Suburban Women	71	29	43

Which of the following statements about current issues facing America most represents your view? (Split Sample A n750)

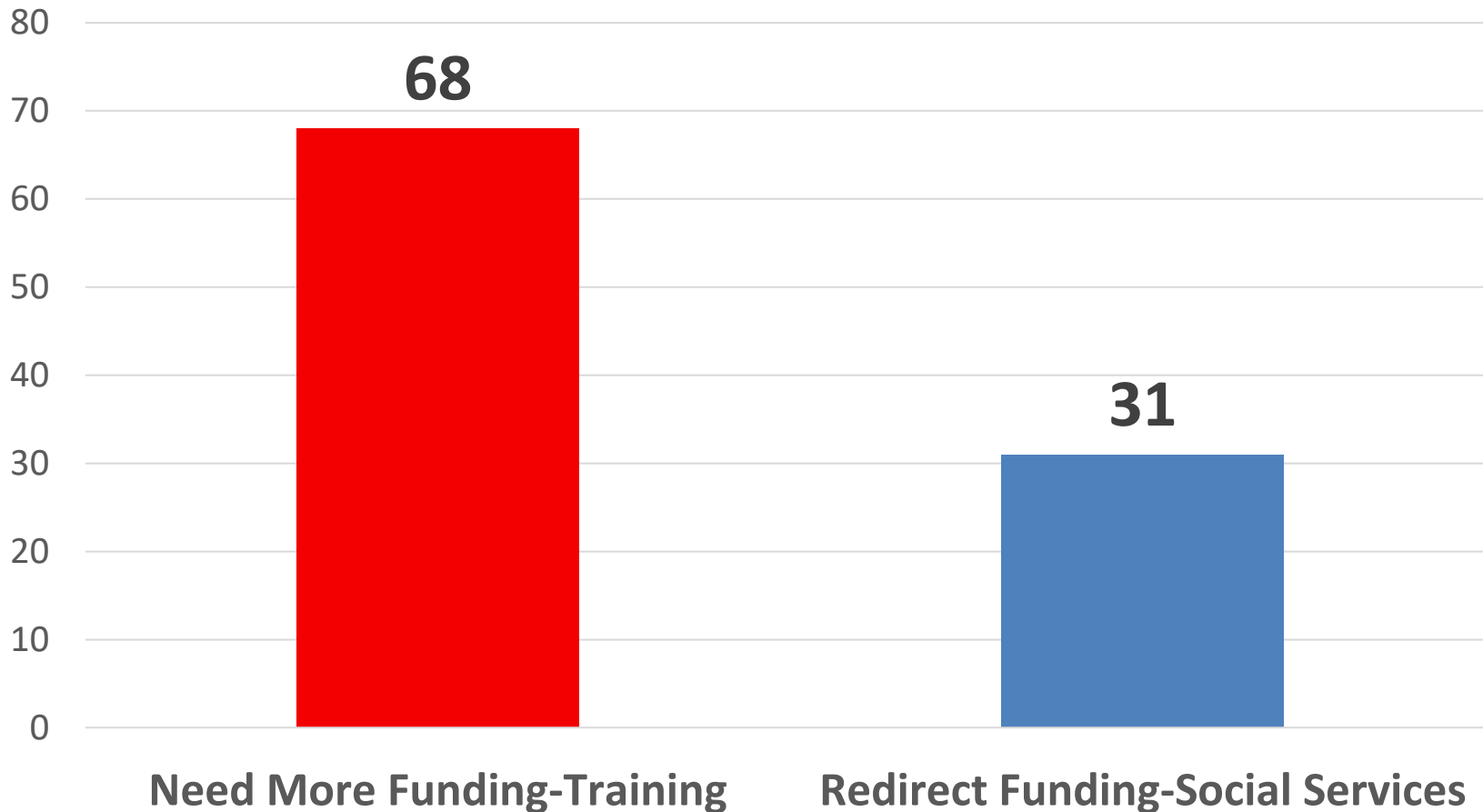
- 1. Social media is making America an angrier, more divided nation, and is harming our mental health.**
- 2. Social media makes it easier to stay close with family and friends, and that connection makes us happier.**



	Angrier	Connections	Net
TOTAL	69	31	38
Usually DEM	64	36	28
Usually GOP	74	26	47
Ticket Splitter	69	31	38
Ticket Splitting Men	75	26	49
Ticket Splitting Women	63	37	26
Vote Generic GOP	71	29	42
Vote Generic DEM	66	34	32
Undecided	70	30	39
Voted Trump	71	29	42
Voted Biden	67	33	34
Right Direction	59	41	18
Wrong Track	78	23	55
Approve Biden	64	36	28
Disapprove Biden	75	25	49
Republican	66	34	32
Democrat	65	35	29
Independent	74	26	48
Independent Men	81	19	62
Independent Women	66	34	32
Liberal	59	41	19
Moderate	71	29	42
Conservative	73	27	46
Single	62	38	24
Married	72	28	44
Non-College	66	34	33
College Grad/PG	73	27	45
White	72	28	44
Hispanic	58	42	17
Black	52	48	3
18-40	57	43	15
41-55	66	34	32
56+	77	23	54
Men	76	25	51
Women	62	38	23
Urban	66	34	31
Rural	74	26	47
Suburban	69	31	37
Suburban Women	59	41	17

Which of the following positions on current issues most represents your views? (Split Sample A n750)

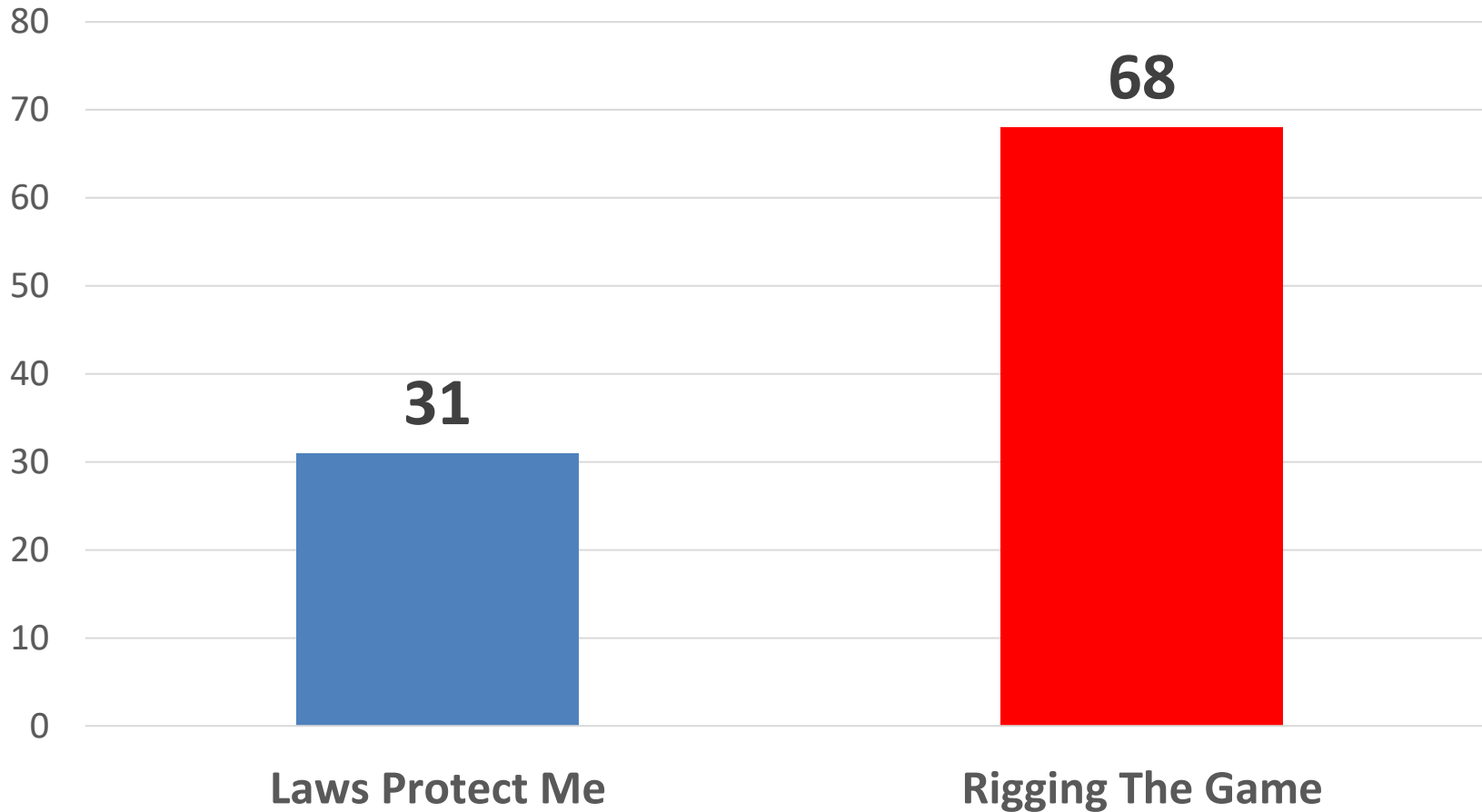
- 1. The police need more funding and better training to stop crime.**
- 2. Funding should be redirected away from the police toward social services that can reduce crime.**



	More Funding	Redirect Funding	Net
TOTAL	68	31	37
Usually DEM	51	49	2
Usually GOP	85	15	70
Ticket Splitter	68	31	37
Ticket Splitting Men	67	32	35
Ticket Splitting Women	69	30	40
Vote Generic GOP	77	23	54
Vote Generic DEM	52	48	4
Undecided	76	24	52
Voted Trump	81	19	61
Voted Biden	56	44	12
Right Direction	57	43	14
Wrong Track	78	22	56
Approve Biden	56	43	13
Disapprove Biden	82	18	65
Republican	79	22	57
Democrat	58	42	16
Independent	68	32	36
Independent Men	69	30	39
Independent Women	66	33	34
Liberal	44	56	-12
Moderate	68	31	37
Conservative	85	16	69
Single	57	43	14
Married	72	28	45
Non-College	70	30	40
College Grad/PG	66	34	33
White	74	26	49
Hispanic	53	47	6
Black	44	56	-11
18-40	50	50	1
41-55	65	35	31
56+	80	20	60
Men	69	31	37
Women	68	32	36
Urban	57	43	14
Rural	76	24	52
Suburban	71	29	42
Suburban Women	68	32	36

Which of the following statements about the state of America most represents your view? (Split Sample B n750)

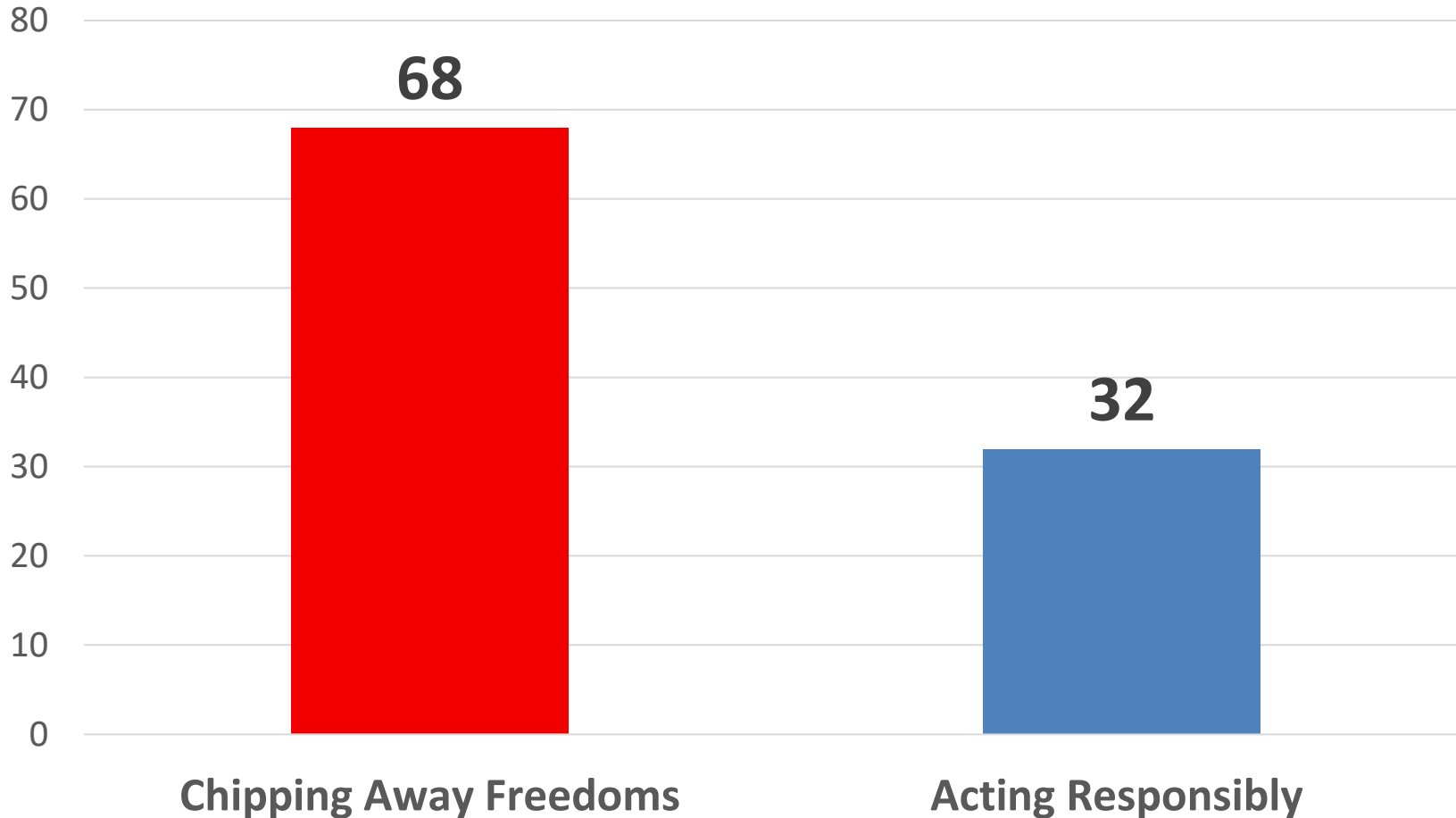
- America's laws and regulations protect people like me from exploitation by the rich and powerful.
- Lobbyists and corrupt politicians are rigging the game to benefit the wealthy and powerful at the expense of people like me.



	Laws Protect	Rigged Game	Net
TOTAL	31	68	-37
Usually DEM	26	74	-48
Usually GOP	32	68	-36
Ticket Splitter	36	64	-28
Ticket Splitting Men	31	68	-37
Ticket Splitting Women	41	59	-19
Vote Generic GOP	33	66	-33
Vote Generic DEM	27	73	-46
Undecided	35	65	-31
Voted Trump	33	67	-34
Voted Biden	30	70	-41
Right Direction	38	62	-24
Wrong Track	26	73	-47
Approve Biden	34	65	-31
Disapprove Biden	28	72	-44
Republican	36	64	-27
Democrat	25	75	-50
Independent	32	67	-35
Independent Men	26	73	-46
Independent Women	38	62	-23
Liberal	25	75	-51
Moderate	32	68	-37
Conservative	35	64	-29
Single	34	66	-32
Married	31	69	-38
Non-College	31	69	-37
College Grad/PG	32	68	-37
White	29	71	-42
Hispanic	48	52	-3
Black	28	72	-44
18-40	38	62	-23
41-55	26	74	-48
56+	30	69	-39
Men	29	71	-41
Women	34	66	-32
Urban	37	63	-26
Rural	25	74	-49
Suburban	31	68	-37
Suburban Women	33	67	-34

Which of the following statements about the state of America most represents your view? (Split Sample A n750)

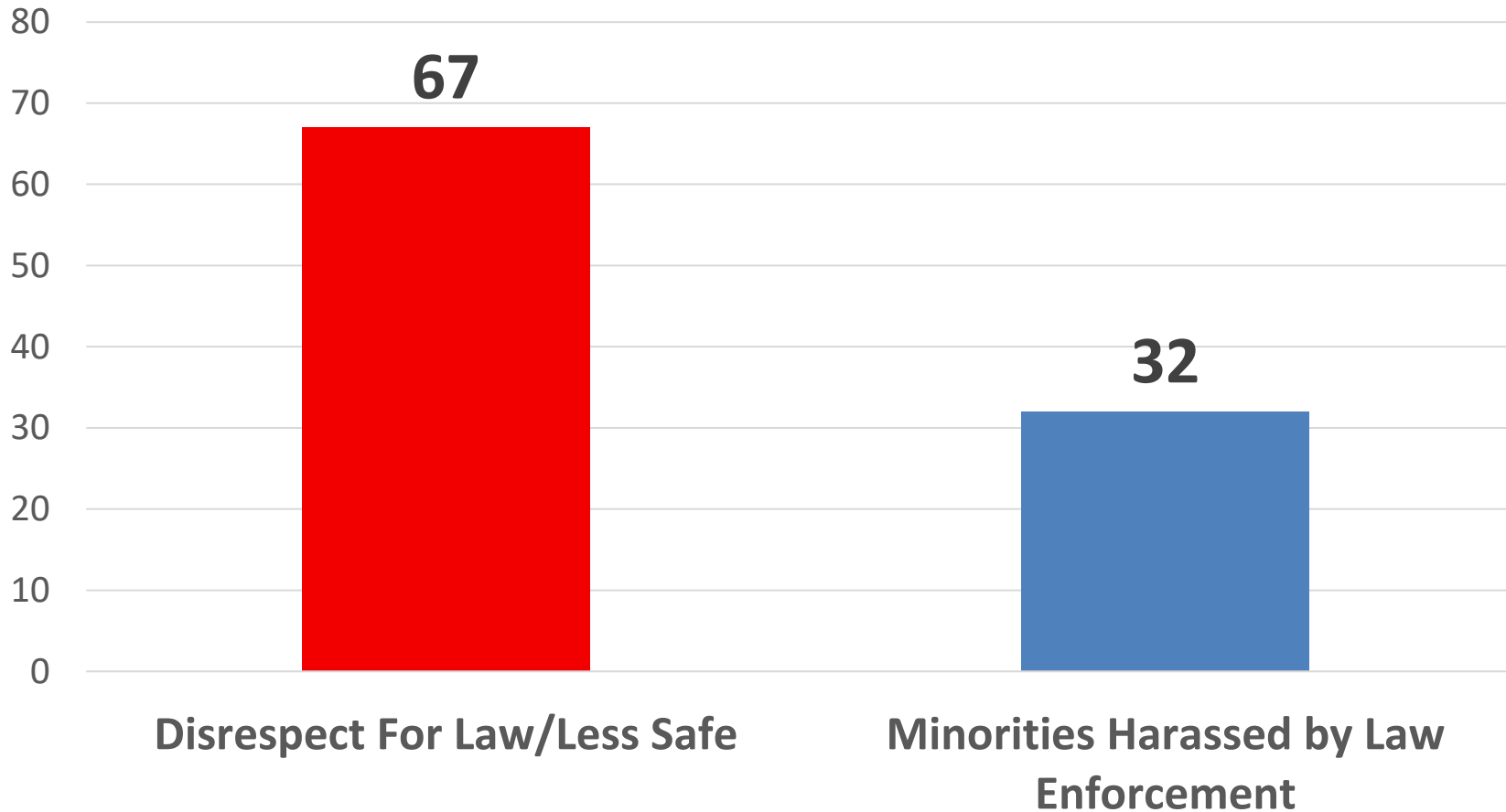
1. Big government and powerful corporations are slowly chipping away at our freedoms.
2. The government and private sector are acting responsibly to keep Americans safe.



	Chip Freedoms	Acting Resp.	Net
TOTAL	68	32	36
Usually DEM	51	49	2
Usually GOP	84	16	68
Ticket Splitter	69	30	39
Ticket Splitting Men	67	32	35
Ticket Splitting Women	71	28	43
Vote Generic GOP	75	25	51
Vote Generic DEM	53	47	6
Undecided	76	22	54
Voted Trump	79	21	59
Voted Biden	56	43	13
Right Direction	50	50	0
Wrong Track	83	17	67
Approve Biden	52	47	5
Disapprove Biden	86	14	73
Republican	72	27	45
Democrat	58	42	15
Independent	71	28	43
Independent Men	70	30	40
Independent Women	73	26	47
Liberal	54	46	8
Moderate	66	33	32
Conservative	80	20	61
Single	67	33	35
Married	68	31	37
Non-College	71	29	41
College Grad/PG	64	35	30
White	71	28	44
Hispanic	55	45	10
Black	58	42	16
18-40	65	34	31
41-55	68	32	36
56+	69	30	39
Men	68	32	36
Women	68	31	37
Urban	64	35	29
Rural	76	23	53
Suburban	66	34	33
Suburban Women	65	35	30

Which of the following statements about the state of America most represents your view? (Split Sample B n750)

1. Disrespect for the law and for the police who enforce the law is making us all less safe.
2. It is commonplace for minorities to be harassed by law enforcement and unjustly sent to jail.

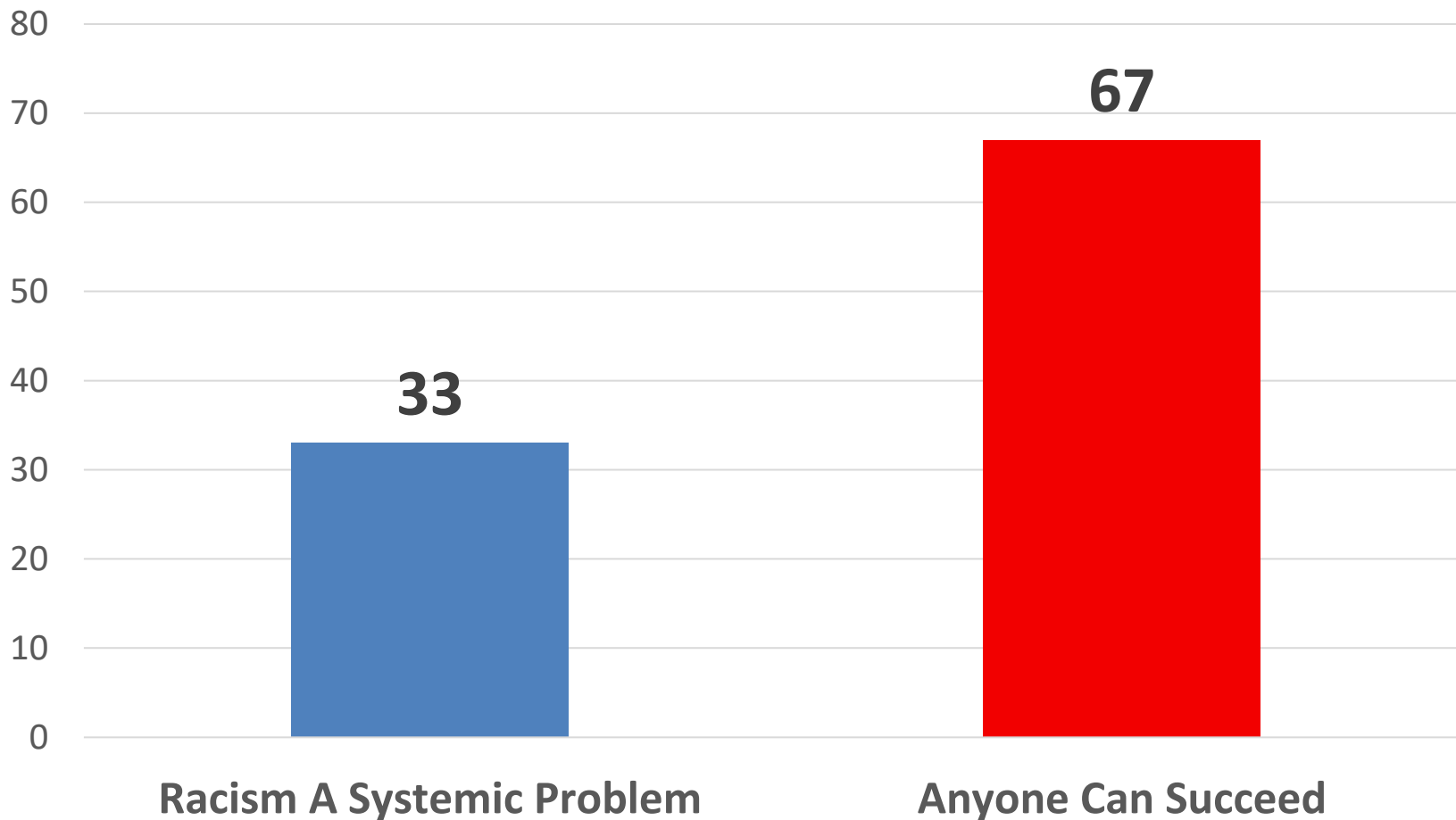


	Less Safe	Harassment	Net
TOTAL	67	32	35
Usually DEM	50	49	1
Usually GOP	81	19	61
Ticket Splitter	70	29	41
Ticket Splitting Men	76	24	52
Ticket Splitting Women	65	35	30
Vote Generic GOP	80	20	61
Vote Generic DEM	48	51	-3
Undecided	73	27	46
Voted Trump	84	17	67
Voted Biden	52	48	5
Right Direction	54	46	9
Wrong Track	78	22	56
Approve Biden	54	45	9
Disapprove Biden	82	17	65
Republican	79	21	58
Democrat	52	48	5
Independent	69	30	39
Independent Men	73	27	46
Independent Women	65	35	31
Liberal	41	58	-17
Moderate	70	30	41
Conservative	81	20	61
Single	57	43	14
Married	71	28	43
Non-College	69	31	38
College Grad/PG	65	34	31
White	74	26	47
Hispanic	55	44	11
Black	39	61	-22
18-40	49	50	-2
41-55	72	28	44
56+	75	24	51
Men	70	30	40
Women	65	35	30
Urban	58	42	16
Rural	74	26	48
Suburban	69	30	39
Suburban Women	68	32	36

Which of the following statements about the state of America most represents your view? (Split Sample A n750)

1. Racism is a systemic problem that is baked into the very structure of the American system.

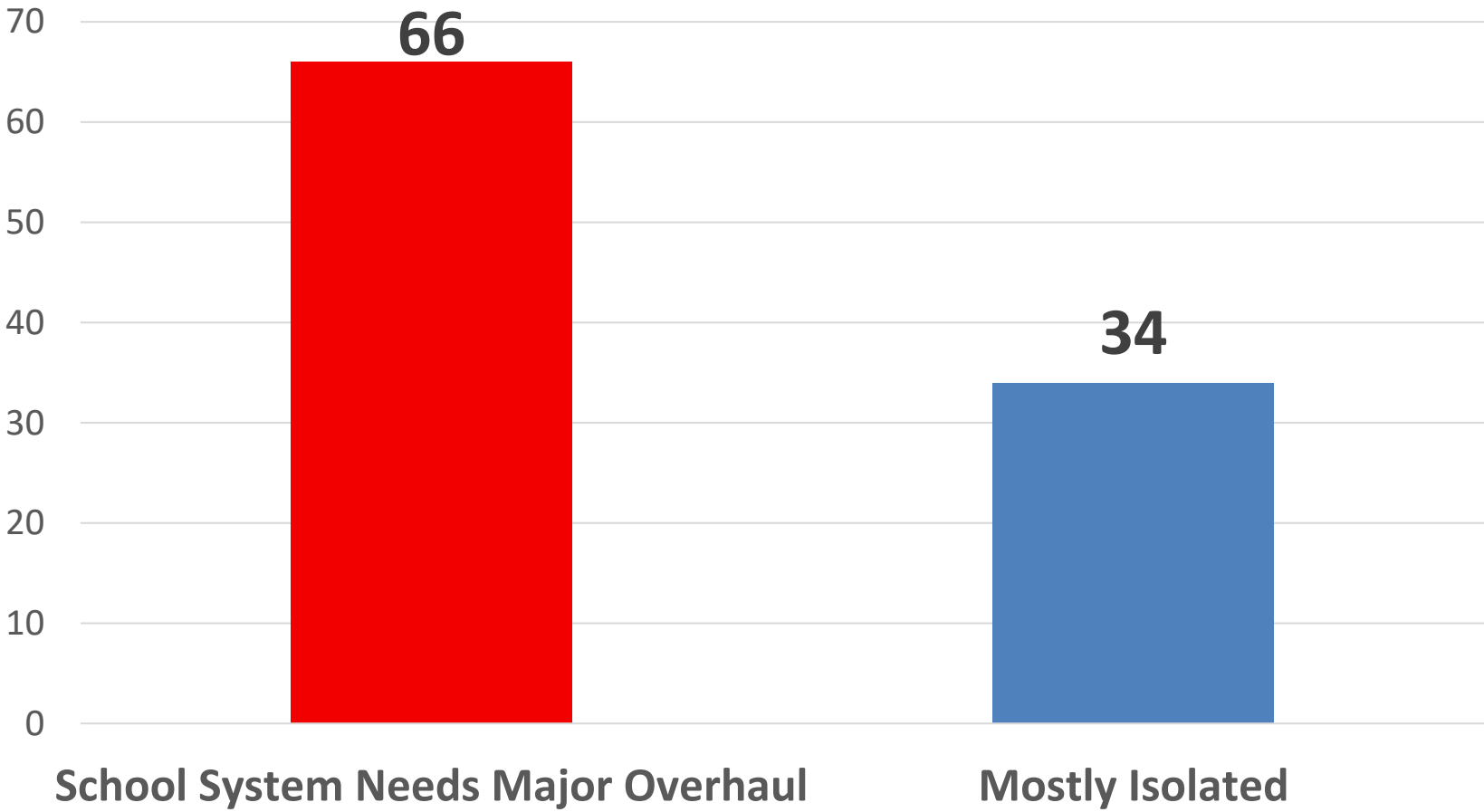
2. Anyone can succeed in America if they are willing to work hard and play by the rules.



	Racism	Succeed	Net
TOTAL	33	67	-34
Usually DEM	50	50	1
Usually GOP	16	85	-69
Ticket Splitter	34	66	-32
Ticket Splitting Men	36	64	-29
Ticket Splitting Women	32	68	-36
Vote Generic GOP	21	79	-57
Vote Generic DEM	50	50	1
Undecided	31	69	-39
Voted Trump	20	80	-61
Voted Biden	47	54	-7
Right Direction	43	57	-15
Wrong Track	25	75	-50
Approve Biden	46	54	-8
Disapprove Biden	18	82	-64
Republican	24	77	-53
Democrat	46	54	-9
Independent	32	68	-37
Independent Men	27	73	-46
Independent Women	37	63	-26
Liberal	54	46	8
Moderate	34	66	-31
Conservative	18	83	-65
Single	37	63	-26
Married	31	69	-39
Non-College	34	66	-33
College Grad/PG	32	68	-35
White	31	69	-38
Hispanic	41	59	-19
Black	50	50	1
18-40	46	54	-8
41-55	26	74	-47
56+	29	71	-42
Men	33	67	-35
Women	34	66	-33
Urban	40	60	-20
Rural	27	73	-47
Suburban	32	68	-35
Suburban Women	35	65	-31

Which of the following statements about current issues facing America most represents your view? (Split Sample B n750)

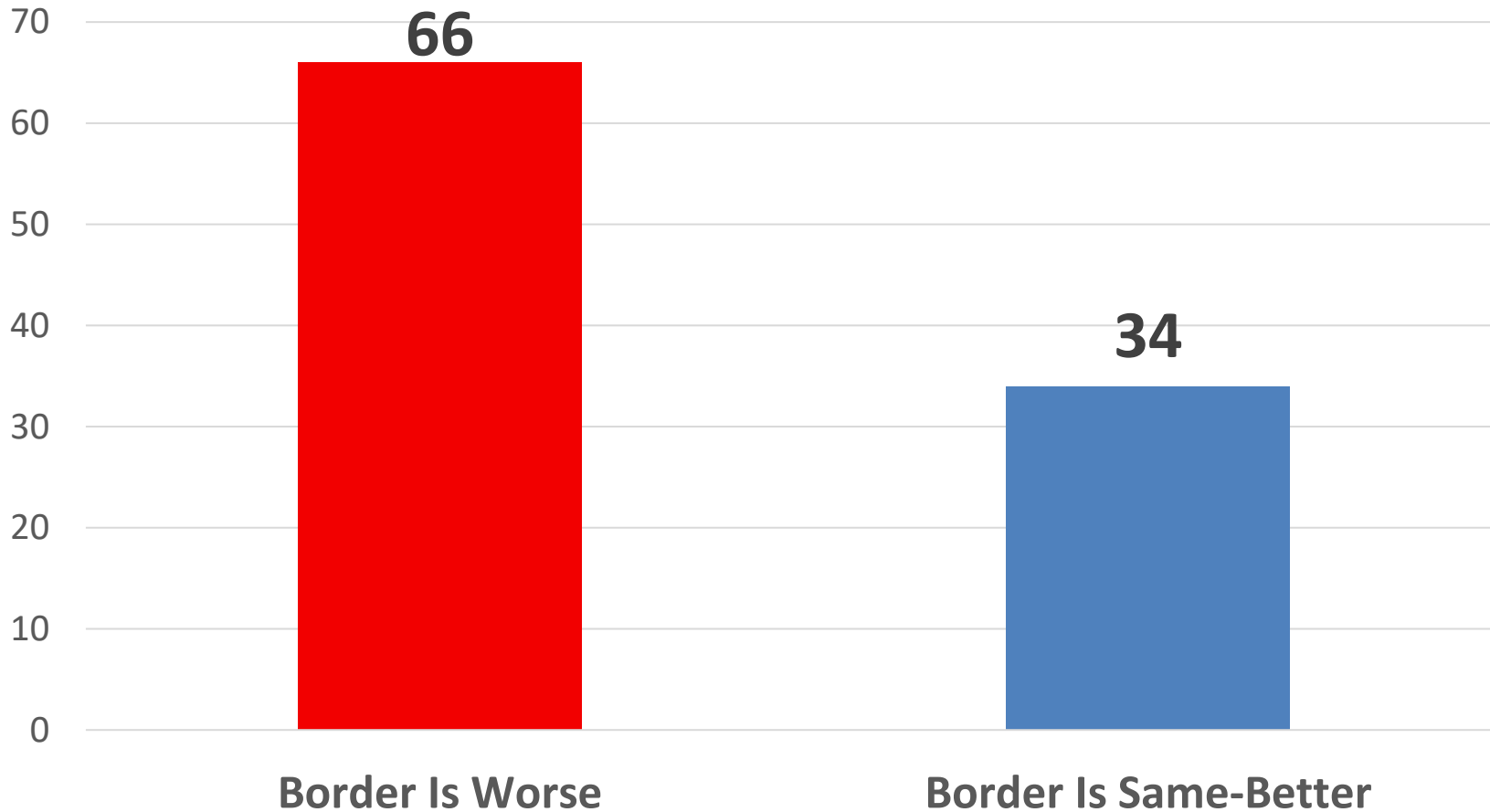
- 1. America's public school system needs a major overhaul.
- 2. The problems with America's public schools are mostly isolated to a few troubled school districts.



	Overhaul	Isolated	Net
TOTAL	66	34	32
Usually DEM	71	29	41
Usually GOP	64	36	28
Ticket Splitter	63	37	26
Ticket Splitting Men	72	28	44
Ticket Splitting Women	54	46	7
Vote Generic GOP	67	33	33
Vote Generic DEM	66	34	32
Undecided	63	36	27
Voted Trump	69	31	39
Voted Biden	62	37	25
Right Direction	58	42	16
Wrong Track	72	29	43
Approve Biden	62	38	24
Disapprove Biden	70	30	40
Republican	65	35	31
Democrat	70	30	40
Independent	63	36	27
Independent Men	70	29	40
Independent Women	56	44	12
Liberal	65	34	31
Moderate	69	31	38
Conservative	61	39	21
Single	69	31	39
Married	65	35	29
Non-College	67	33	33
College Grad/PG	65	35	29
White	65	35	30
Hispanic	59	42	17
Black	73	27	46
18-40	65	35	30
41-55	70	30	40
56+	64	36	28
Men	68	31	37
Women	63	37	25
Urban	63	37	26
Rural	69	31	39
Suburban	65	34	31
Suburban Women	61	40	21

Which of the following statements about current issues facing America most represents your view? (Split Sample B n750)

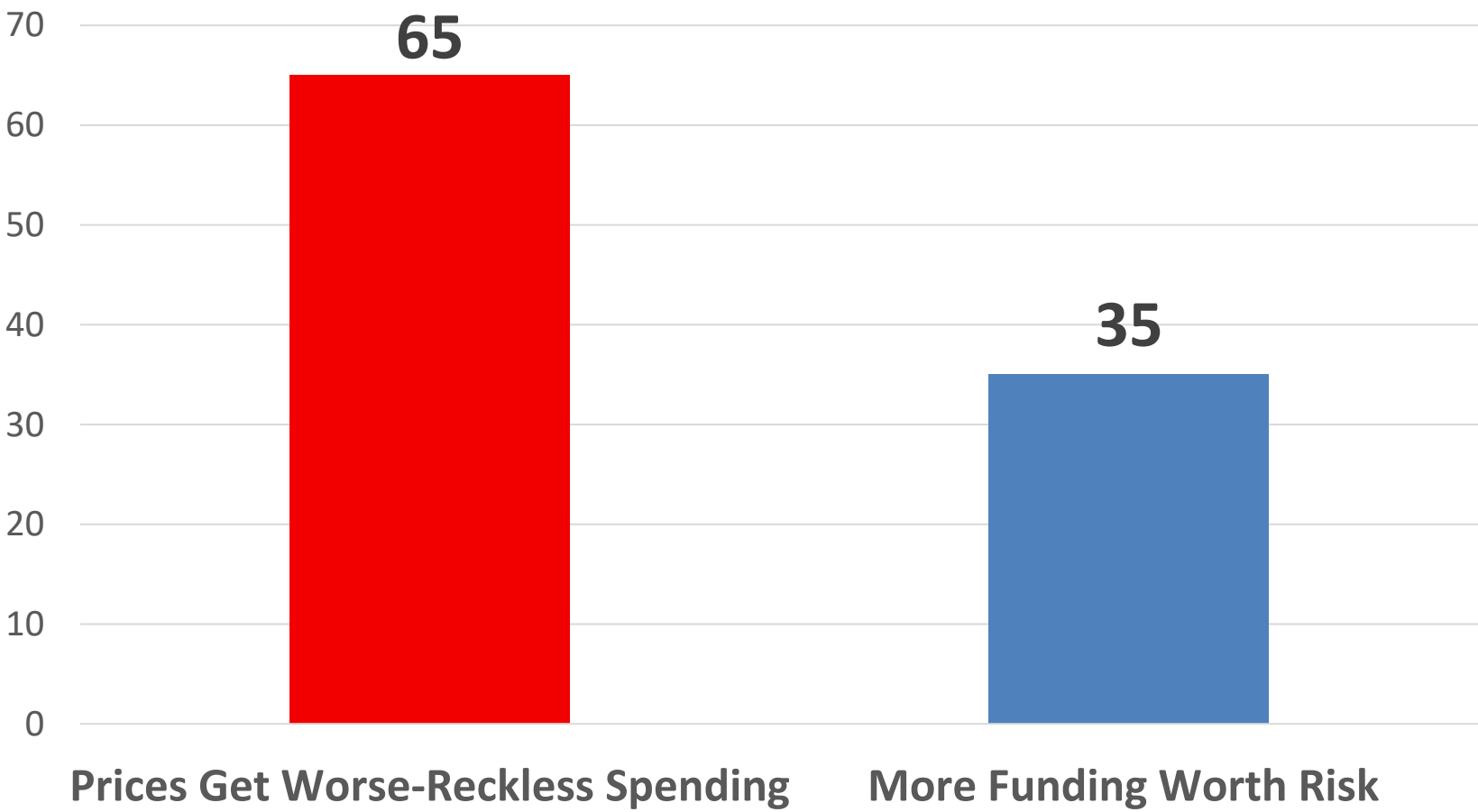
- 1. The situation at the border is worse now than in recent years.**
- 2. The situation at the border is the same now or better than in recent years.**



	Worse	Same-Better	Net
TOTAL	66	34	32
Usually DEM	48	52	-4
Usually GOP	83	17	66
Ticket Splitter	66	34	32
Ticket Splitting Men	68	32	36
Ticket Splitting Women	64	36	27
Vote Generic GOP	79	21	57
Vote Generic DEM	50	50	-1
Undecided	66	34	32
Voted Trump	82	18	64
Voted Biden	50	50	0
Right Direction	47	52	-5
Wrong Track	80	20	61
Approve Biden	51	49	2
Disapprove Biden	83	17	65
Republican	78	22	55
Democrat	52	49	3
Independent	67	33	34
Independent Men	71	28	43
Independent Women	62	38	24
Liberal	43	57	-14
Moderate	65	34	31
Conservative	81	19	63
Single	61	39	23
Married	65	35	31
Non-College	68	32	36
College Grad/PG	63	37	26
White	68	32	36
Hispanic	57	43	14
Black	54	47	7
18-40	57	43	15
41-55	59	41	18
56+	74	26	48
Men	67	33	35
Women	64	36	29
Urban	58	42	17
Rural	69	31	37
Suburban	68	32	37
Suburban Women	66	34	31

Which of the following statements about current issues facing America most represents your view? (Split Sample B n750)

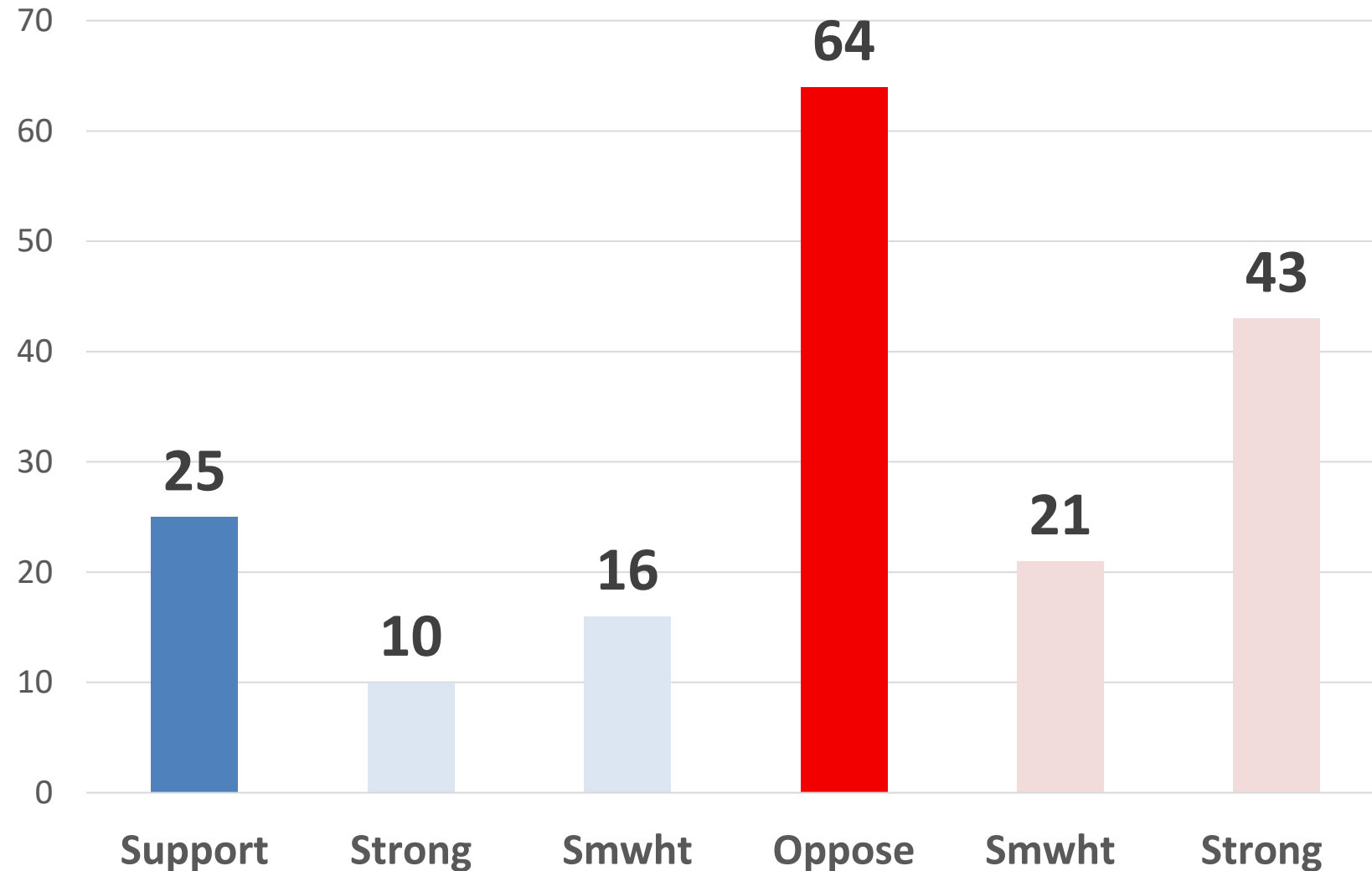
- 1. The recent price increases in food, fuel, and other essential goods will get worse if government continues its reckless spending.**
- 2. More funding for education, the environment, and the social safety net is worth the risk of inflation.**



	Reckless Spending	More Funding	Net
TOTAL	65	35	30
Usually DEM	42	58	-16
Usually GOP	84	16	68
Ticket Splitter	67	33	35
Ticket Splitting Men	67	32	35
Ticket Splitting Women	67	33	34
Vote Generic GOP	83	17	66
Vote Generic DEM	42	58	-16
Undecided	64	35	29
Voted Trump	84	16	68
Voted Biden	46	54	-8
Right Direction	46	53	-7
Wrong Track	79	21	58
Approve Biden	48	51	-3
Disapprove Biden	83	17	67
Republican	79	21	58
Democrat	51	48	3
Independent	63	37	27
Independent Men	66	34	32
Independent Women	61	40	21
Liberal	39	61	-22
Moderate	64	36	28
Conservative	82	17	65
Single	62	38	23
Married	64	36	28
Non-College	68	32	36
College Grad/PG	61	39	21
White	66	33	33
Hispanic	60	40	21
Black	54	46	8
18-40	62	38	23
41-55	65	35	29
56+	66	33	33
Men	66	34	31
Women	63	36	27
Urban	60	39	21
Rural	70	29	41
Suburban	64	35	29
Suburban Women	64	35	29

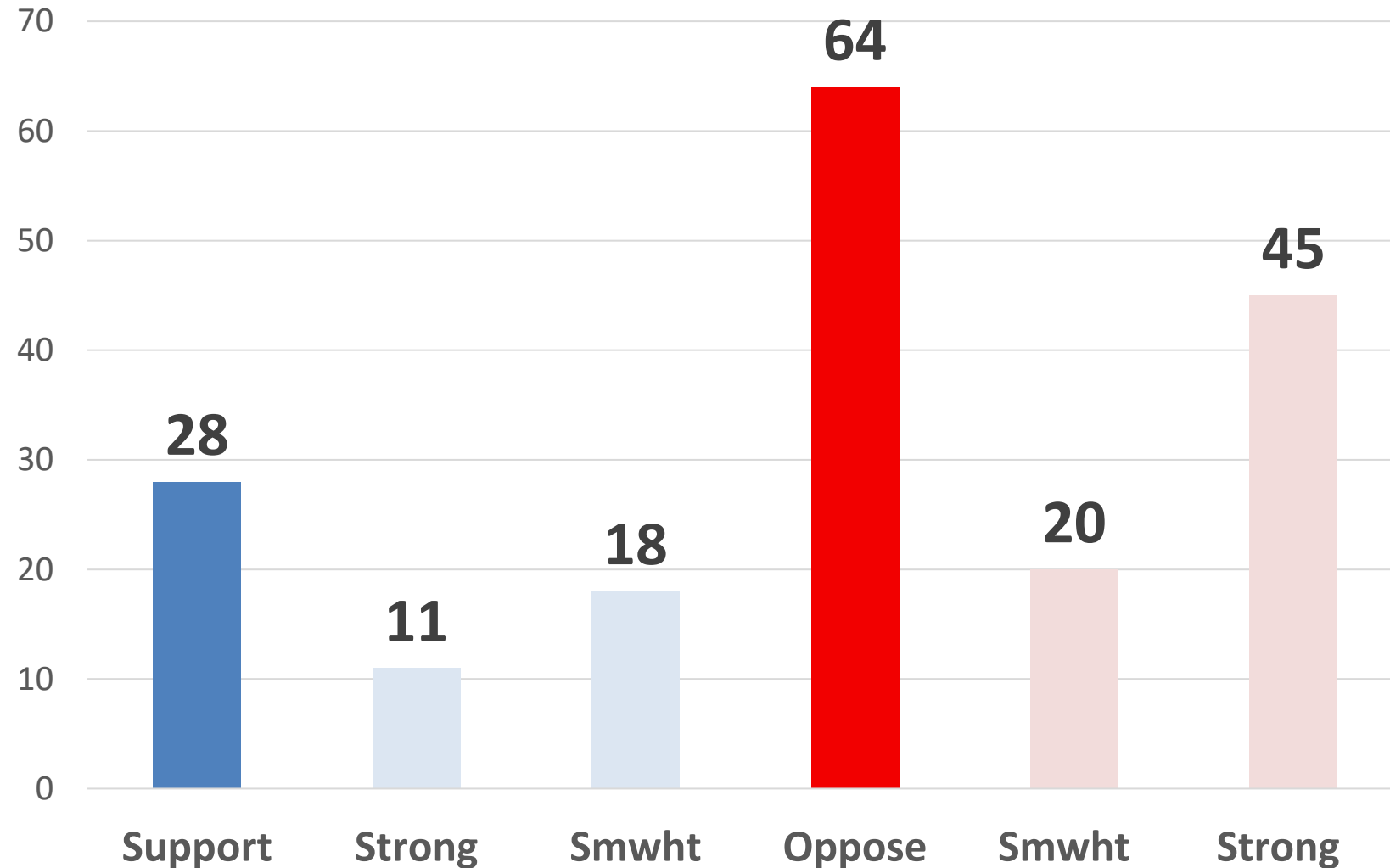
Transgender athletes competing in female sports

(Split Sample A n750)



	Support	Oppose	Net
TOTAL	25	64	-39
Usually DEM	45	43	2
Usually GOP	11	83	-72
Ticket Splitter	21	65	-44
Ticket Splitting Men	21	68	-47
Ticket Splitting Women	21	62	-41
Vote Generic GOP	14	79	-65
Vote Generic DEM	43	47	-4
Undecided	21	58	-37
Voted Trump	15	79	-65
Voted Biden	36	50	-14
Right Direction	38	48	-10
Wrong Track	14	77	-62
Approve Biden	39	46	-7
Disapprove Biden	9	85	-76
Republican	15	76	-60
Democrat	39	49	-9
Independent	23	65	-42
Independent Men	19	71	-52
Independent Women	28	58	-31
Liberal	46	45	1
Moderate	25	60	-36
Conservative	12	81	-69
Single	29	56	-27
Married	25	67	-42
Non-College	23	64	-41
College Grad/PG	28	64	-36
White	22	69	-47
Hispanic	38	54	-16
Black	38	31	7
18-40	40	49	-9
41-55	21	63	-43
56+	20	72	-52
Men	24	67	-42
Women	26	61	-34
Urban	33	54	-20
Rural	18	70	-52
Suburban	25	66	-41
Suburban Women	28	59	-32

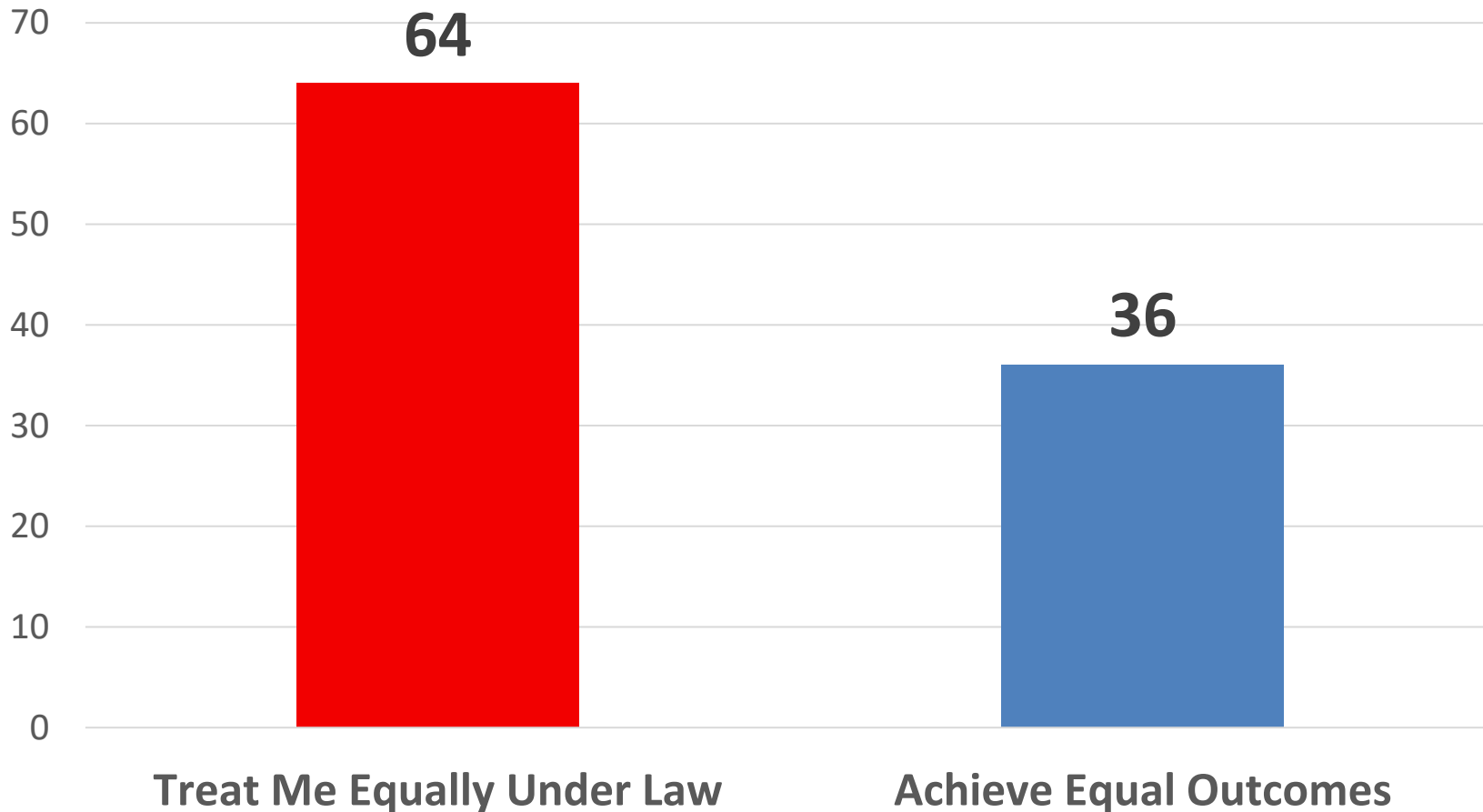
Eliminating “male,” “female” and other terms referring to sex and gender from official use (Split Sample B n750)



	Support	Oppose	Net
TOTAL	28	64	-36
Usually DEM	41	50	-10
Usually GOP	17	80	-64
Ticket Splitter	28	62	-34
Ticket Splitting Men	28	65	-37
Ticket Splitting Women	28	59	-31
Vote Generic GOP	20	76	-56
Vote Generic DEM	39	53	-14
Undecided	29	60	-31
Voted Trump	20	76	-57
Voted Biden	37	52	-15
Right Direction	40	51	-12
Wrong Track	20	74	-54
Approve Biden	39	52	-13
Disapprove Biden	16	79	-62
Republican	24	73	-49
Democrat	43	51	-8
Independent	23	67	-45
Independent Men	16	75	-60
Independent Women	30	58	-28
Liberal	46	50	-4
Moderate	26	64	-38
Conservative	21	75	-54
Single	32	58	-26
Married	28	66	-38
Non-College	27	66	-39
College Grad/PG	31	62	-31
White	25	69	-44
Hispanic	42	53	-11
Black	28	59	-31
18-40	33	55	-23
41-55	36	61	-24
56+	22	71	-49
Men	27	66	-39
Women	29	62	-33
Urban	36	57	-21
Rural	23	70	-47
Suburban	27	66	-39
Suburban Women	30	62	-32

Which of the following positions on current issues most represents your views? (Split Sample B n750)

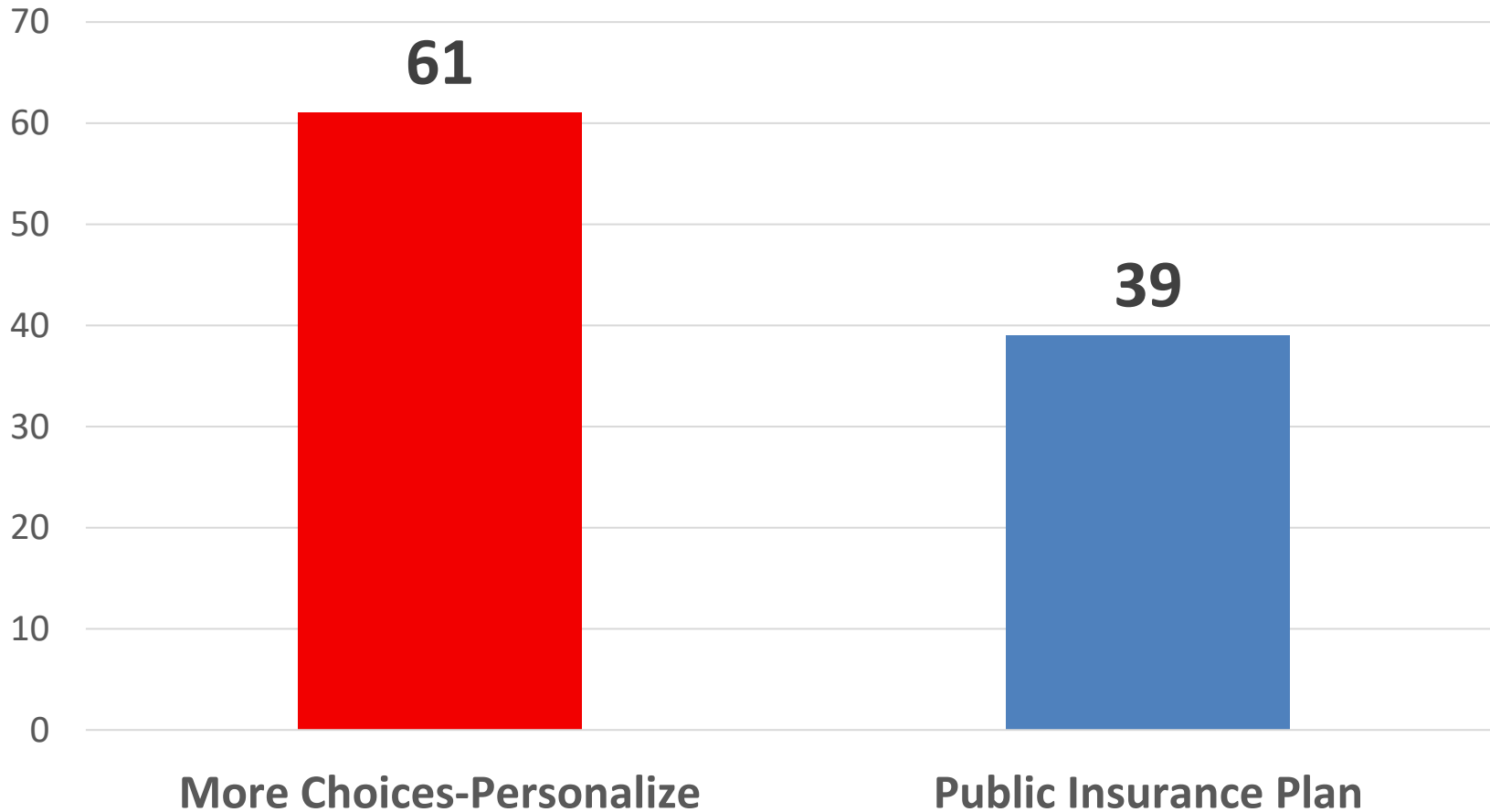
1. The government should treat me equally under the law.
2. The government should treat me in a way that achieves equal outcomes for all groups of people.



	Equal Law	Equal Outcomes	Net
TOTAL	64	36	28
Usually DEM	56	44	12
Usually GOP	77	23	53
Ticket Splitter	59	41	18
Ticket Splitting Men	61	39	22
Ticket Splitting Women	56	44	13
Vote Generic GOP	71	29	43
Vote Generic DEM	57	43	14
Undecided	59	40	19
Voted Trump	73	27	46
Voted Biden	55	45	9
Right Direction	54	46	8
Wrong Track	72	29	43
Approve Biden	57	43	14
Disapprove Biden	72	29	43
Republican	69	31	38
Democrat	54	46	8
Independent	66	33	33
Independent Men	73	27	45
Independent Women	60	40	19
Liberal	50	50	0
Moderate	60	40	21
Conservative	78	22	56
Single	54	46	8
Married	67	33	33
Non-College	61	39	23
College Grad/PG	67	33	34
White	67	33	34
Hispanic	55	45	10
Black	46	54	-7
18-40	49	51	-2
41-55	62	38	24
56+	73	27	46
Men	69	31	39
Women	58	42	15
Urban	55	45	10
Rural	69	31	39
Suburban	66	34	31
Suburban Women	58	42	17

**Which of the following positions on current issues most represents your views?
(Split Sample B n750)**

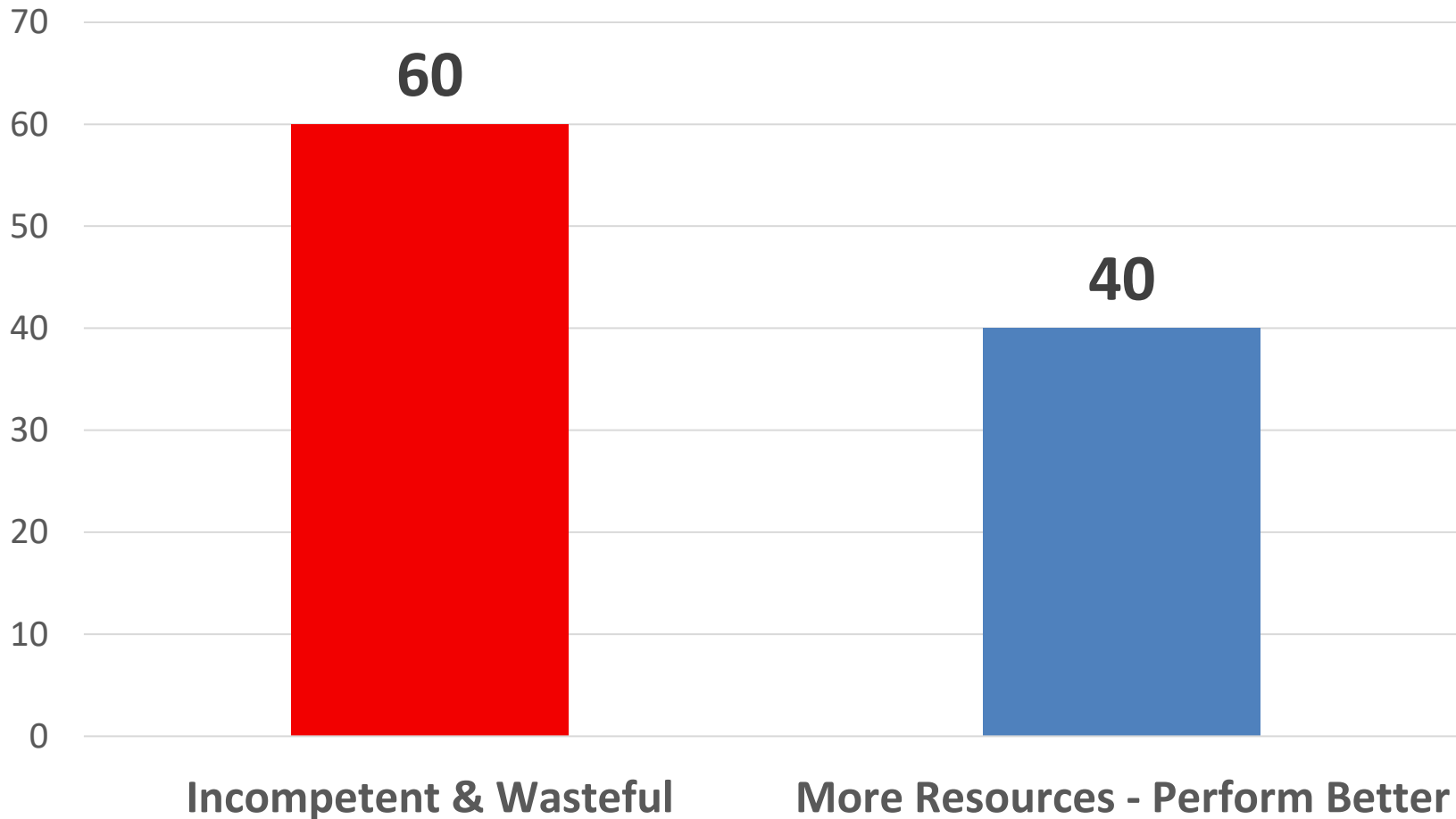
- 1. The government should allow for more choices, so Americans can personalize their health care coverage to fit their specific medical and financial needs.**
- 2. The government should offer all Americans the option to purchase a public insurance plan like Medicare that competes with private sector plans.**



	Choices	Public Plan	Net
TOTAL	61	39	22
Usually DEM	50	49	1
Usually GOP	69	31	37
Ticket Splitter	63	37	26
Ticket Splitting Men	58	42	16
Ticket Splitting Women	68	32	36
Vote Generic GOP	70	30	39
Vote Generic DEM	49	51	-2
Undecided	62	37	25
Voted Trump	71	30	41
Voted Biden	51	48	3
Right Direction	51	48	3
Wrong Track	68	32	36
Approve Biden	52	48	4
Disapprove Biden	71	29	41
Republican	67	33	34
Democrat	52	48	4
Independent	62	38	24
Independent Men	59	40	20
Independent Women	64	35	29
Liberal	46	53	-7
Moderate	61	39	22
Conservative	69	31	39
Single	57	43	14
Married	61	39	22
Non-College	63	36	27
College Grad/PG	57	43	14
White	60	39	21
Hispanic	60	41	19
Black	66	33	33
18-40	58	42	15
41-55	67	33	34
56+	59	40	19
Men	57	43	14
Women	65	35	30
Urban	56	44	12
Rural	63	36	27
Suburban	62	38	24
Suburban Women	65	35	30

Which of the following statements about the state of America most represents your view? (Split Sample A n750)

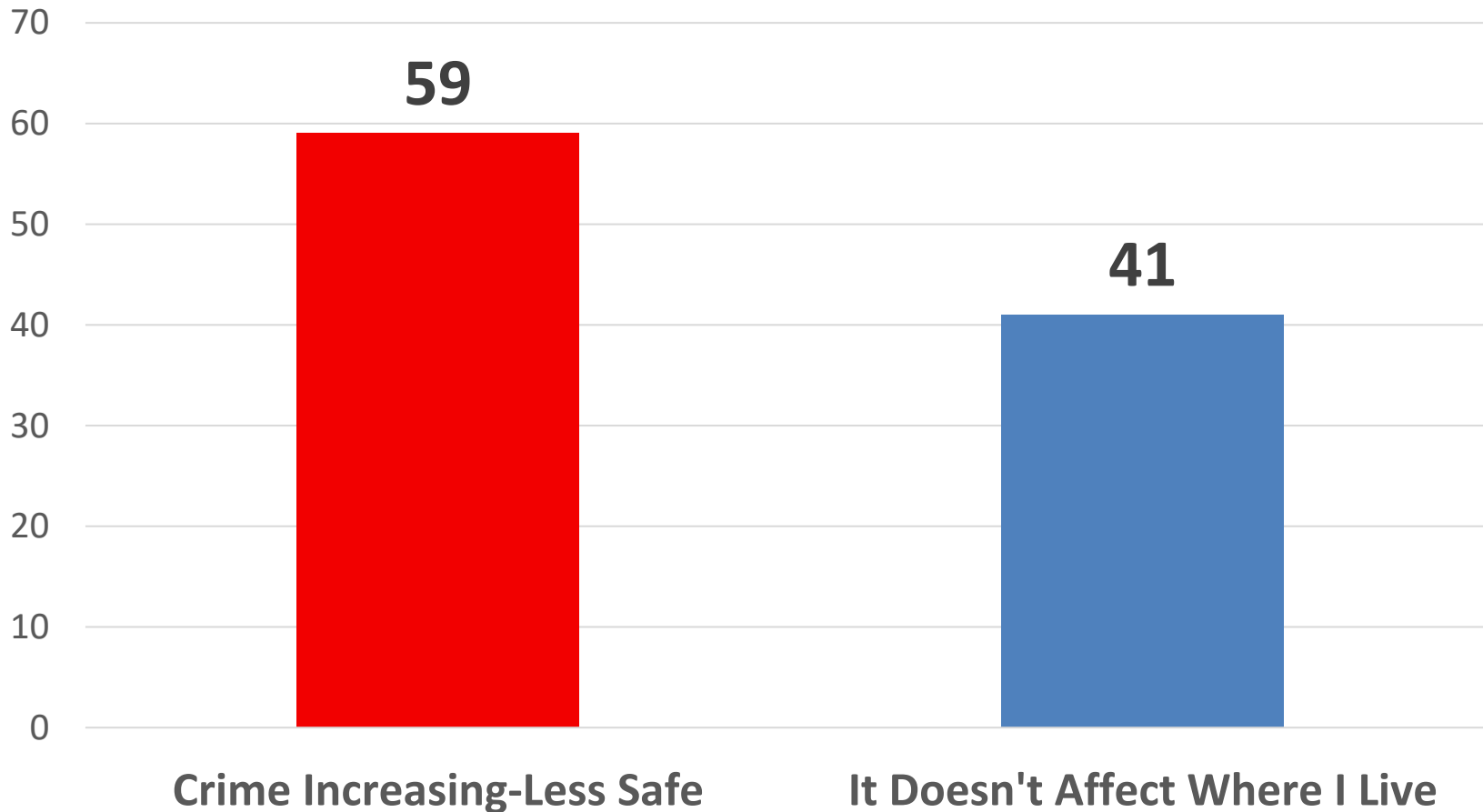
1. Government is inherently incompetent and wasteful and should do less.
2. If government had more resources, it would perform better and could do more.



	Incompetent	More Resources	Net
TOTAL	60	40	20
Usually DEM	36	64	-28
Usually GOP	80	20	61
Ticket Splitter	63	36	27
Ticket Splitting Men	70	30	40
Ticket Splitting Women	56	44	12
Vote Generic GOP	76	24	52
Vote Generic DEM	38	61	-23
Undecided	62	38	24
Voted Trump	78	23	55
Voted Biden	44	56	-12
Right Direction	41	59	-18
Wrong Track	76	24	52
Approve Biden	41	59	-18
Disapprove Biden	83	17	66
Republican	74	27	47
Democrat	40	60	-20
Independent	64	36	28
Independent Men	69	30	39
Independent Women	57	42	15
Liberal	31	69	-38
Moderate	61	39	22
Conservative	78	22	56
Single	58	42	15
Married	61	39	21
Non-College	62	38	23
College Grad/PG	58	42	17
White	64	36	27
Hispanic	47	53	-6
Black	51	49	2
18-40	52	48	4
41-55	61	39	22
56+	64	35	29
Men	64	36	28
Women	56	44	12
Urban	57	43	14
Rural	68	32	35
Suburban	59	41	17
Suburban Women	53	47	6

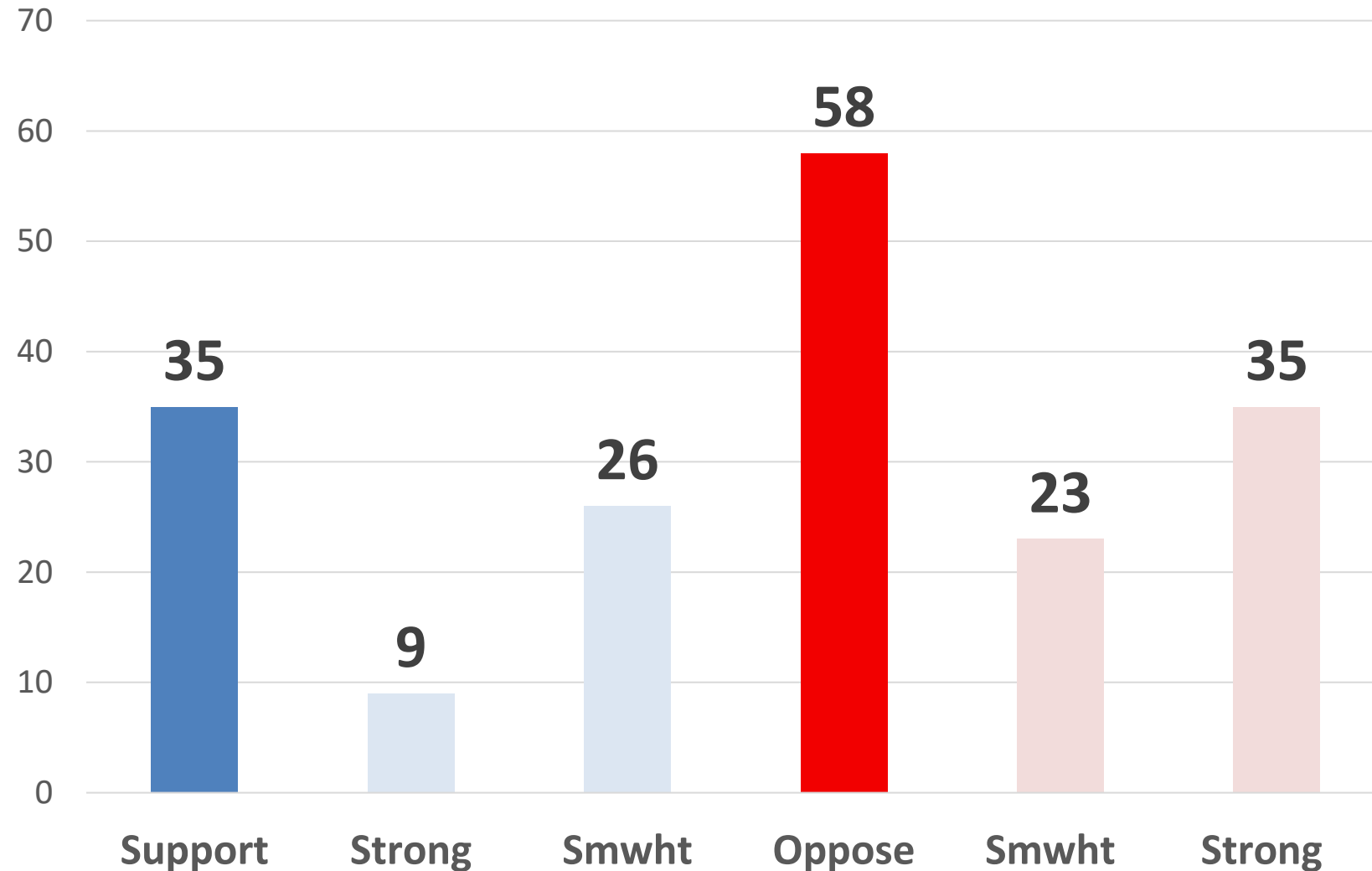
Which of the following statements about current issues facing America most represents your view? (Split Sample A n750)

- 1. Crime is increasing, and I feel less safe than I did two years ago.**
- 2. Crime may be rising in some places, but it doesn't affect where I live or how safe I feel.**



	Less Safe	Doesn't Affect	Net
TOTAL	59	41	18
Usually DEM	48	52	-3
Usually GOP	68	32	35
Ticket Splitter	61	39	21
Ticket Splitting Men	56	44	11
Ticket Splitting Women	67	34	33
Vote Generic GOP	66	34	32
Vote Generic DEM	45	55	-9
Undecided	66	34	33
Voted Trump	69	31	38
Voted Biden	50	50	1
Right Direction	45	55	-11
Wrong Track	71	29	42
Approve Biden	48	52	-4
Disapprove Biden	72	28	44
Republican	65	35	30
Democrat	55	45	10
Independent	58	42	15
Independent Men	53	48	5
Independent Women	64	36	27
Liberal	49	51	-2
Moderate	57	43	14
Conservative	69	31	38
Single	53	47	7
Married	61	39	22
Non-College	60	40	19
College Grad/PG	58	42	17
White	61	40	21
Hispanic	53	47	7
Black	47	54	-7
18-40	55	45	10
41-55	61	39	21
56+	61	39	21
Men	53	47	6
Women	66	34	31
Urban	60	40	20
Rural	65	35	30
Suburban	56	44	12
Suburban Women	61	39	22

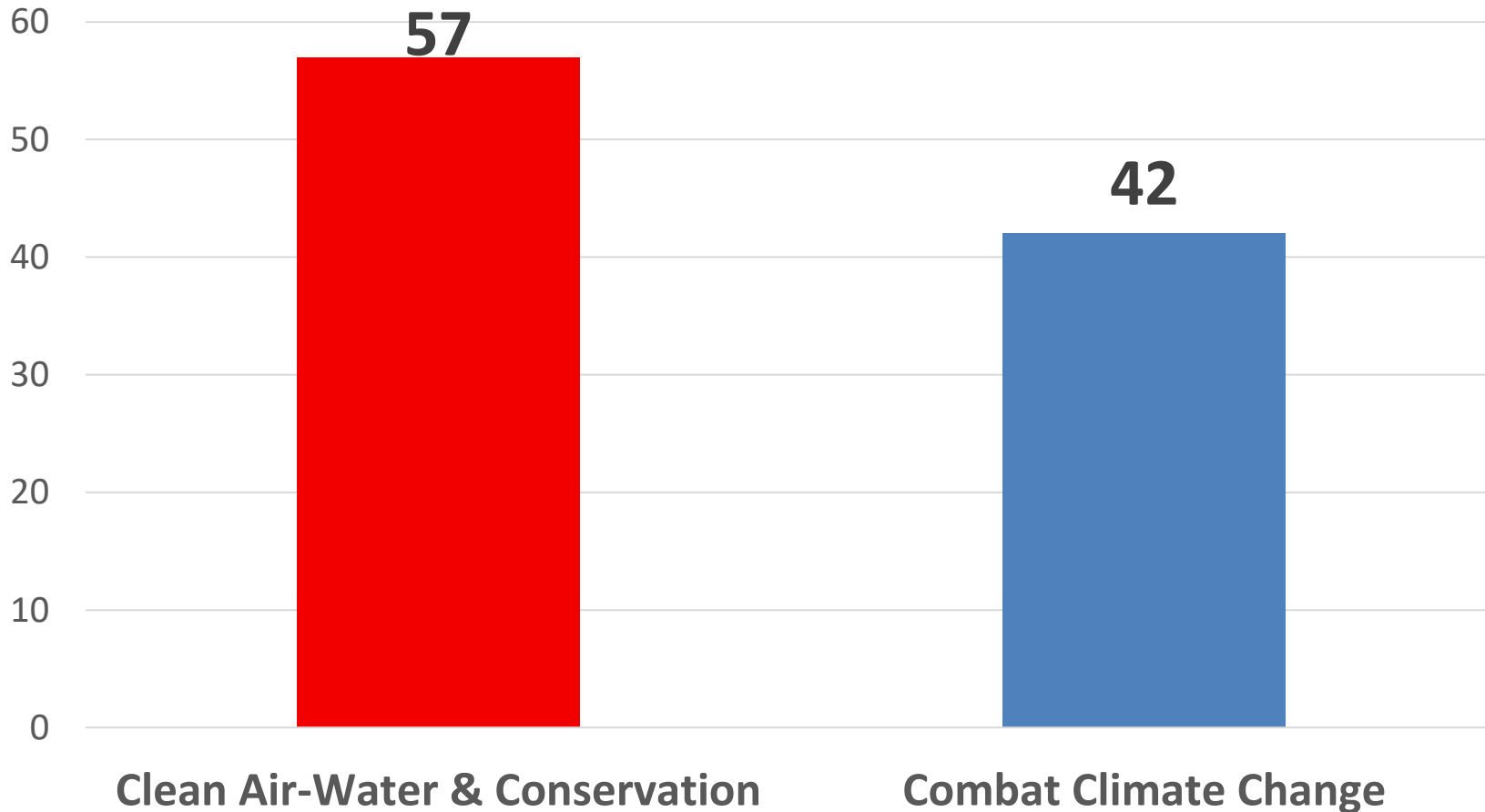
Corporations taking positions on political and social issues (Split Sample A n750)



	Support	Oppose	Net
TOTAL	35	58	-23
Usually DEM	57	36	21
Usually GOP	19	77	-58
Ticket Splitter	30	59	-29
Ticket Splitting Men	38	53	-15
Ticket Splitting Women	22	66	-44
Vote Generic GOP	26	71	-45
Vote Generic DEM	54	42	11
Undecided	26	54	-28
Voted Trump	23	71	-48
Voted Biden	47	45	2
Right Direction	51	41	10
Wrong Track	22	71	-49
Approve Biden	49	42	7
Disapprove Biden	19	76	-57
Republican	26	68	-42
Democrat	50	44	5
Independent	32	59	-27
Independent Men	33	59	-26
Independent Women	31	59	-28
Liberal	51	45	6
Moderate	35	53	-18
Conservative	25	72	-47
Single	42	49	-7
Married	36	58	-22
Non-College	33	57	-23
College Grad/PG	37	59	-21
White	31	62	-32
Hispanic	52	42	11
Black	55	37	18
18-40	49	43	6
41-55	37	52	-15
56+	26	68	-42
Men	38	56	-19
Women	32	59	-27
Urban	47	44	3
Rural	29	64	-36
Suburban	32	61	-29
Suburban Women	33	60	-27

**Which of the following positions on current issues most represents your views?
(Split Sample B n750)**

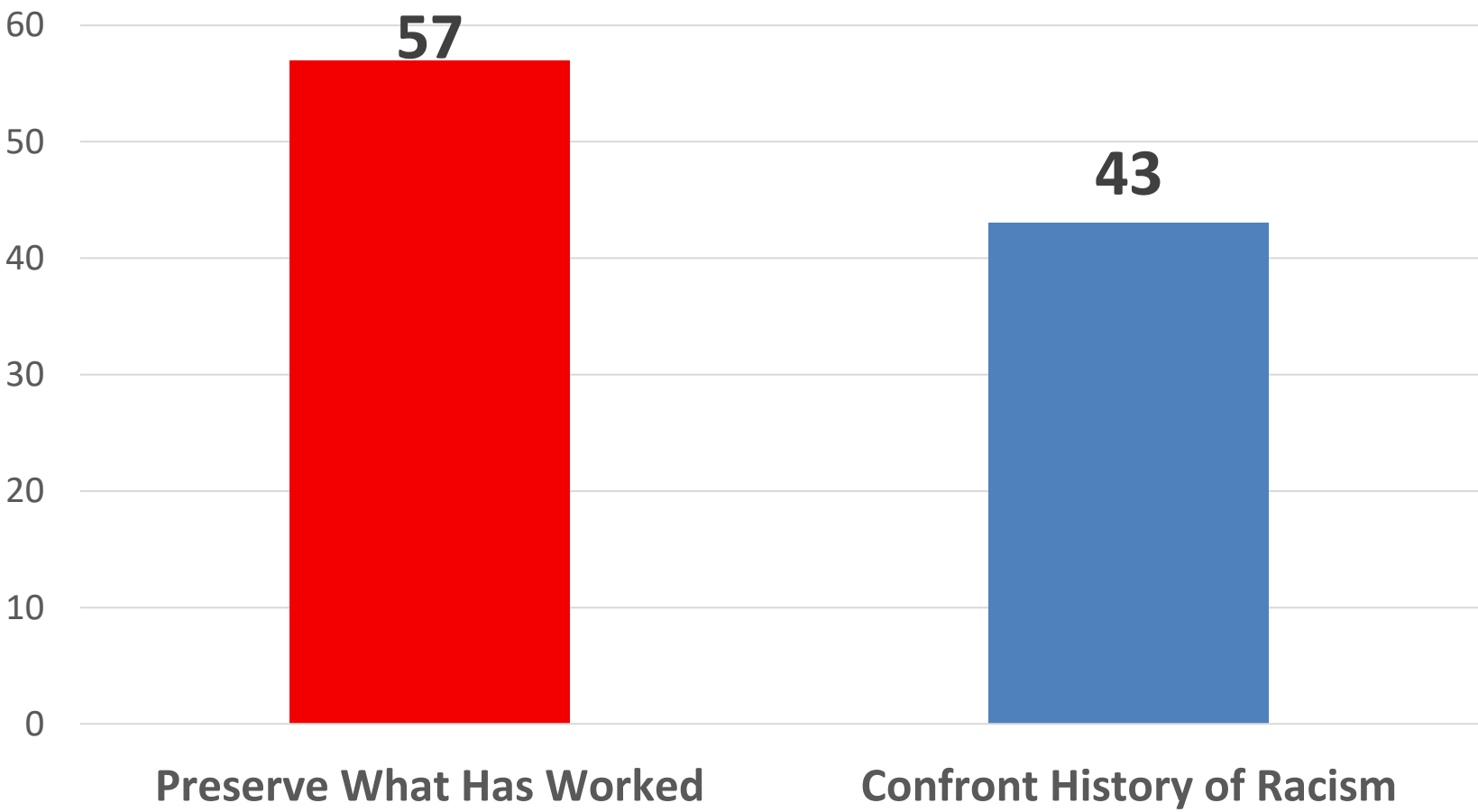
- Clean air and water and conservation of natural resources should be the top priority of our environmental policy.**
- Combatting climate change to stop rising seas and dangerous weather should be the top priority of our environmental policy.**



	Conservation	Climate Change	Net
TOTAL	57	42	15
Usually DEM	40	58	-18
Usually GOP	70	29	41
Ticket Splitter	61	39	22
Ticket Splitting Men	57	42	15
Ticket Splitting Women	64	35	29
Vote Generic GOP	68	31	38
Vote Generic DEM	43	56	-12
Undecided	57	42	15
Voted Trump	68	30	38
Voted Biden	46	53	-7
Right Direction	47	52	-5
Wrong Track	65	34	31
Approve Biden	47	53	-6
Disapprove Biden	69	29	40
Republican	64	35	30
Democrat	45	54	-10
Independent	60	39	21
Independent Men	63	36	27
Independent Women	56	42	15
Liberal	35	63	-28
Moderate	60	39	22
Conservative	66	33	34
Single	53	45	8
Married	58	41	16
Non-College	61	37	24
College Grad/PG	51	48	3
White	59	40	19
Hispanic	44	53	-9
Black	63	34	29
18-40	52	46	6
41-55	58	42	16
56+	59	39	20
Men	58	41	17
Women	56	42	14
Urban	54	45	8
Rural	60	39	22
Suburban	57	41	16
Suburban Women	61	36	25

**Which of the following positions on current issues most represents your views?
(Split Sample B n750)**

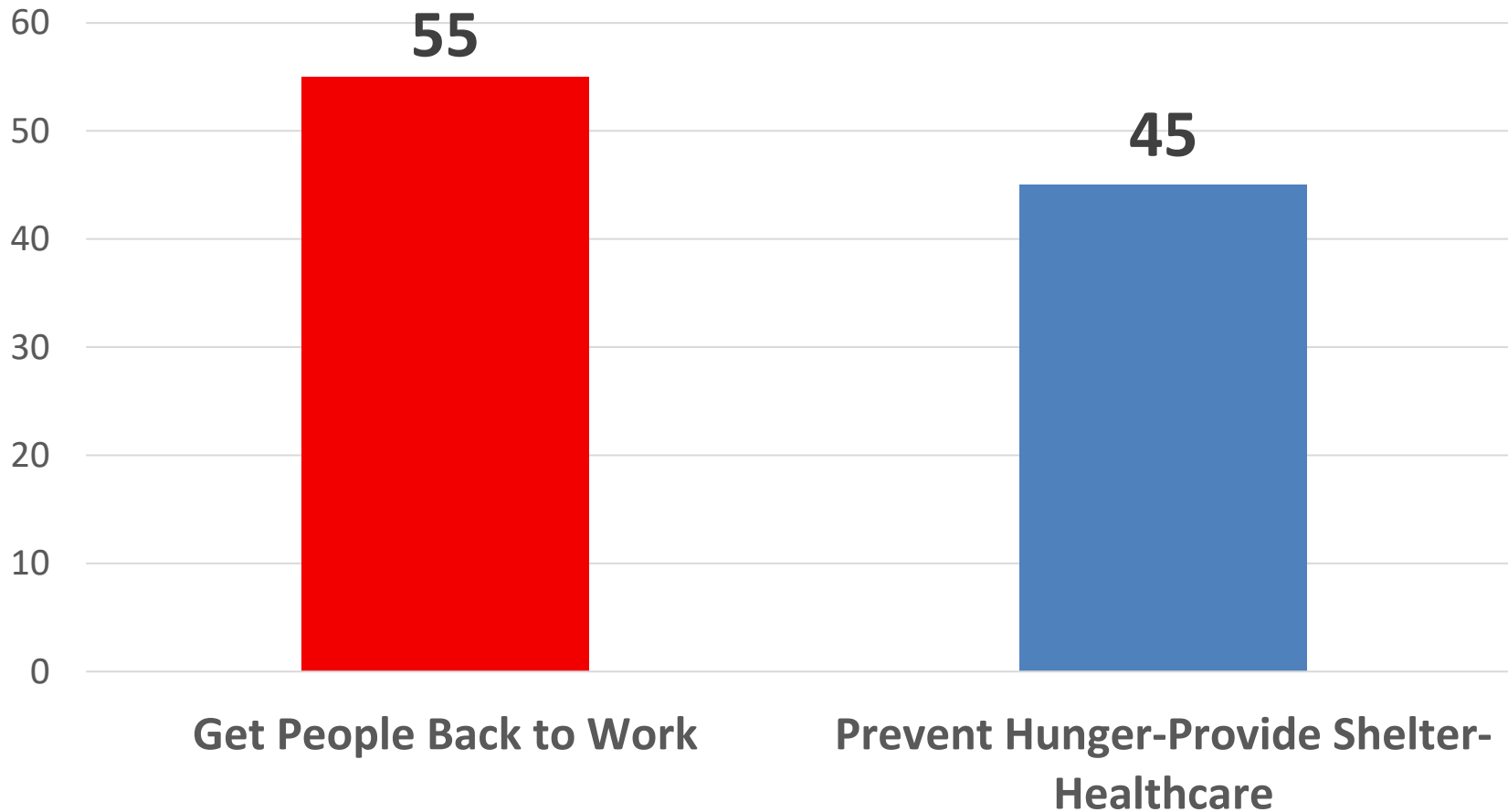
- 1. It is more important to preserve what has worked historically in America than to focus on the sins of previous generations.**
- 2. America must fully confront its history of racism and imperialism to understand its impact on today and take concrete steps to atone if we are to move forward.**



	Preserve	Confront	Net
TOTAL	57	43	14
Usually DEM	33	68	-35
Usually GOP	77	23	53
Ticket Splitter	60	39	21
Ticket Splitting Men	64	35	28
Ticket Splitting Women	56	44	12
Vote Generic GOP	74	26	47
Vote Generic DEM	36	64	-27
Undecided	55	44	11
Voted Trump	76	24	52
Voted Biden	38	62	-23
Right Direction	42	58	-16
Wrong Track	68	32	36
Approve Biden	41	59	-18
Disapprove Biden	74	25	49
Republican	71	29	42
Democrat	37	63	-26
Independent	59	40	19
Independent Men	63	36	28
Independent Women	55	45	10
Liberal	32	68	-37
Moderate	56	44	12
Conservative	74	26	48
Single	49	50	-1
Married	59	41	19
Non-College	58	42	16
College Grad/PG	55	45	10
White	63	37	26
Hispanic	46	54	-7
Black	27	73	-47
18-40	46	54	-7
41-55	49	51	-2
56+	66	34	33
Men	59	41	19
Women	54	46	8
Urban	48	52	-4
Rural	62	38	24
Suburban	59	41	17
Suburban Women	56	44	13

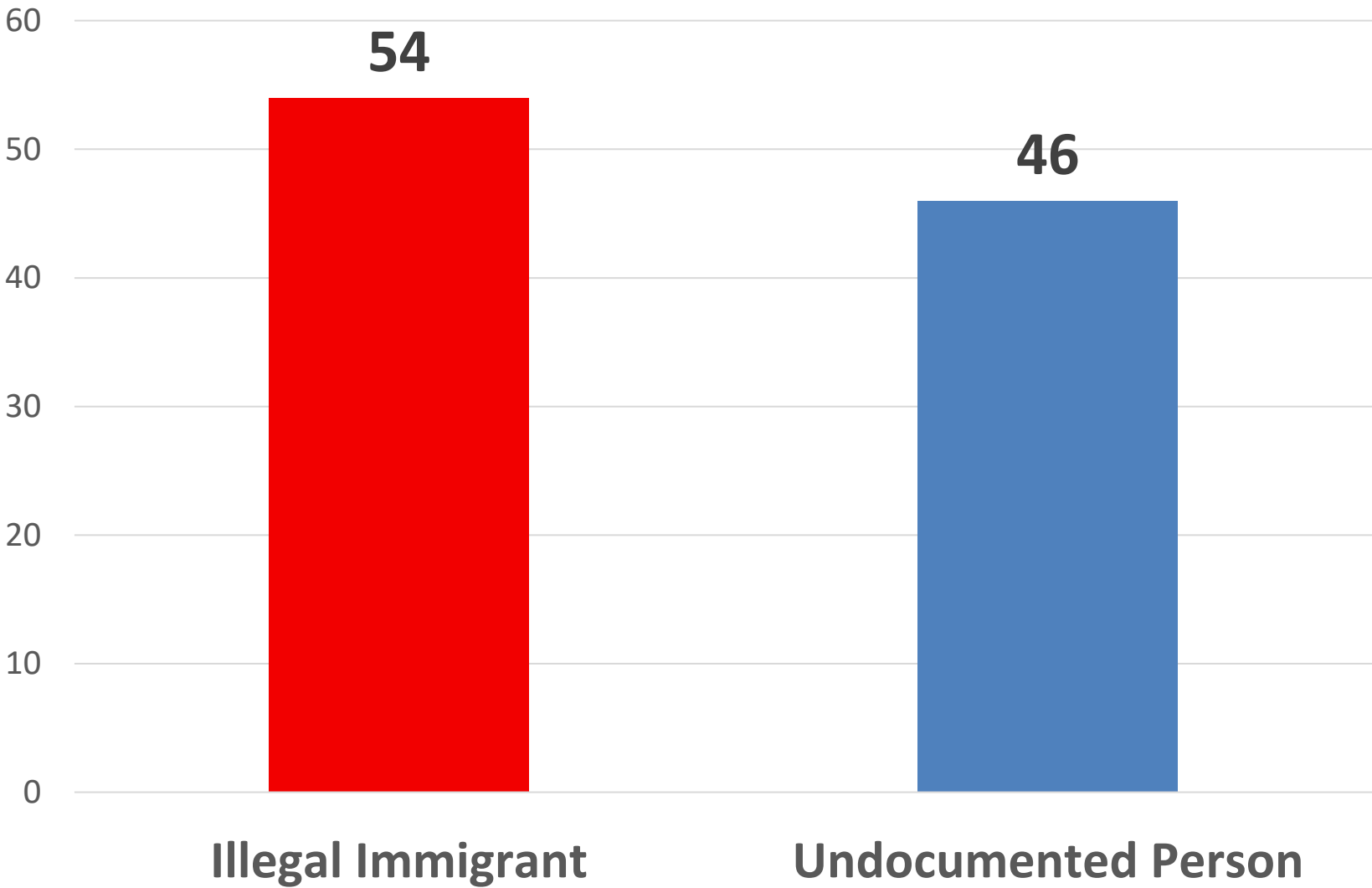
Which of the following positions on current issues most represents your views? (Split Sample A n750)

1. Welfare programs should be geared toward helping people get back to work.
2. Welfare programs should be geared toward preventing hunger, providing shelter, and health care.



	Back to Work	Prevent-Provide	Net
TOTAL	55	45	10
Usually DEM	40	60	-20
Usually GOP	74	26	49
Ticket Splitter	52	49	3
Ticket Splitting Men	53	47	6
Ticket Splitting Women	50	51	-1
Vote Generic GOP	66	34	32
Vote Generic DEM	45	54	-9
Undecided	50	50	0
Voted Trump	63	37	26
Voted Biden	47	53	-5
Right Direction	45	55	-11
Wrong Track	65	35	29
Approve Biden	44	55	-11
Disapprove Biden	68	32	36
Republican	66	34	32
Democrat	43	56	-13
Independent	56	44	11
Independent Men	59	41	17
Independent Women	52	48	5
Liberal	38	61	-23
Moderate	54	46	7
Conservative	69	31	38
Single	47	53	-7
Married	60	40	19
Non-College	53	47	6
College Grad/PG	59	41	18
White	59	40	19
Hispanic	42	58	-17
Black	34	66	-32
18-40	42	59	-17
41-55	57	43	15
56+	62	38	24
Men	58	42	16
Women	52	48	5
Urban	46	55	-9
Rural	61	39	21
Suburban	58	42	16
Suburban Women	55	45	10

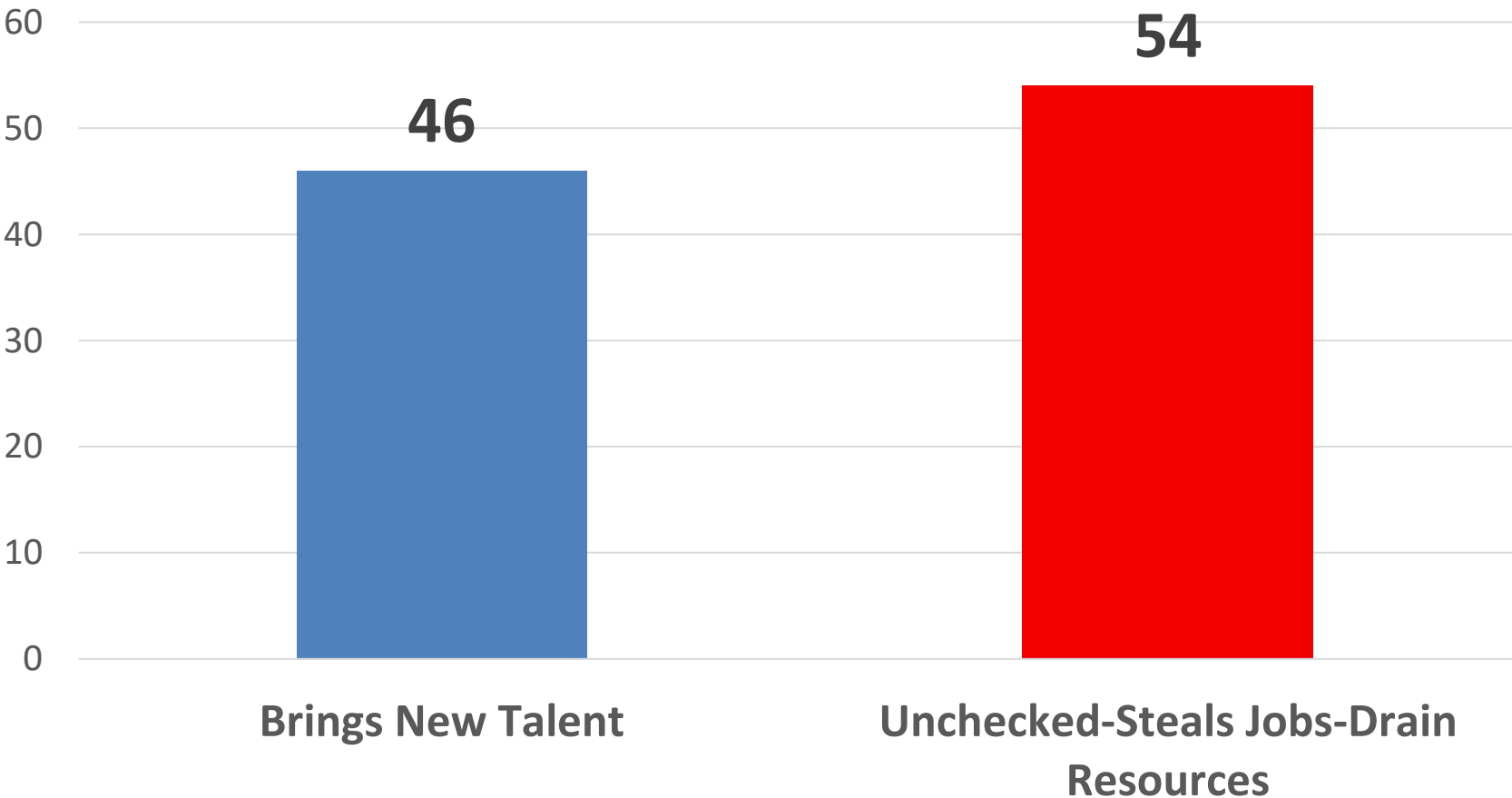
Which do you think is the right immigration term?



	Illegal	Undocumented	Net
TOTAL	54	46	8
Usually DEM	32	68	-36
Usually GOP	76	24	52
Ticket Splitter	54	46	8
Ticket Splitting Men	58	42	16
Ticket Splitting Women	50	50	-1
Vote Generic GOP	74	26	48
Vote Generic DEM	32	68	-36
Undecided	49	51	-2
Voted Trump	74	26	48
Voted Biden	36	64	-29
Right Direction	37	63	-27
Wrong Track	68	32	37
Approve Biden	37	63	-26
Disapprove Biden	74	26	48
Republican	72	28	44
Democrat	35	65	-29
Independent	54	46	9
Independent Men	60	40	20
Independent Women	48	52	-4
Liberal	28	72	-44
Moderate	53	47	6
Conservative	73	27	47
Single	46	54	-8
Married	58	42	15
Non-College	55	45	10
College Grad/PG	53	47	6
White	59	41	18
Hispanic	40	60	-20
Black	39	62	-23
18-40	46	54	-8
41-55	54	46	8
56+	59	41	18
Men	59	41	19
Women	49	51	-3
Urban	51	48	3
Rural	61	39	21
Suburban	53	47	6
Suburban Women	44	56	-11

Which of the following statements about current issues facing America most represents your view? (Split Sample B n750)

1. More immigration brings new talent and energy to our country and fulfills the ideal of America.
2. Unchecked immigration steals jobs from Americans and drains public resources.

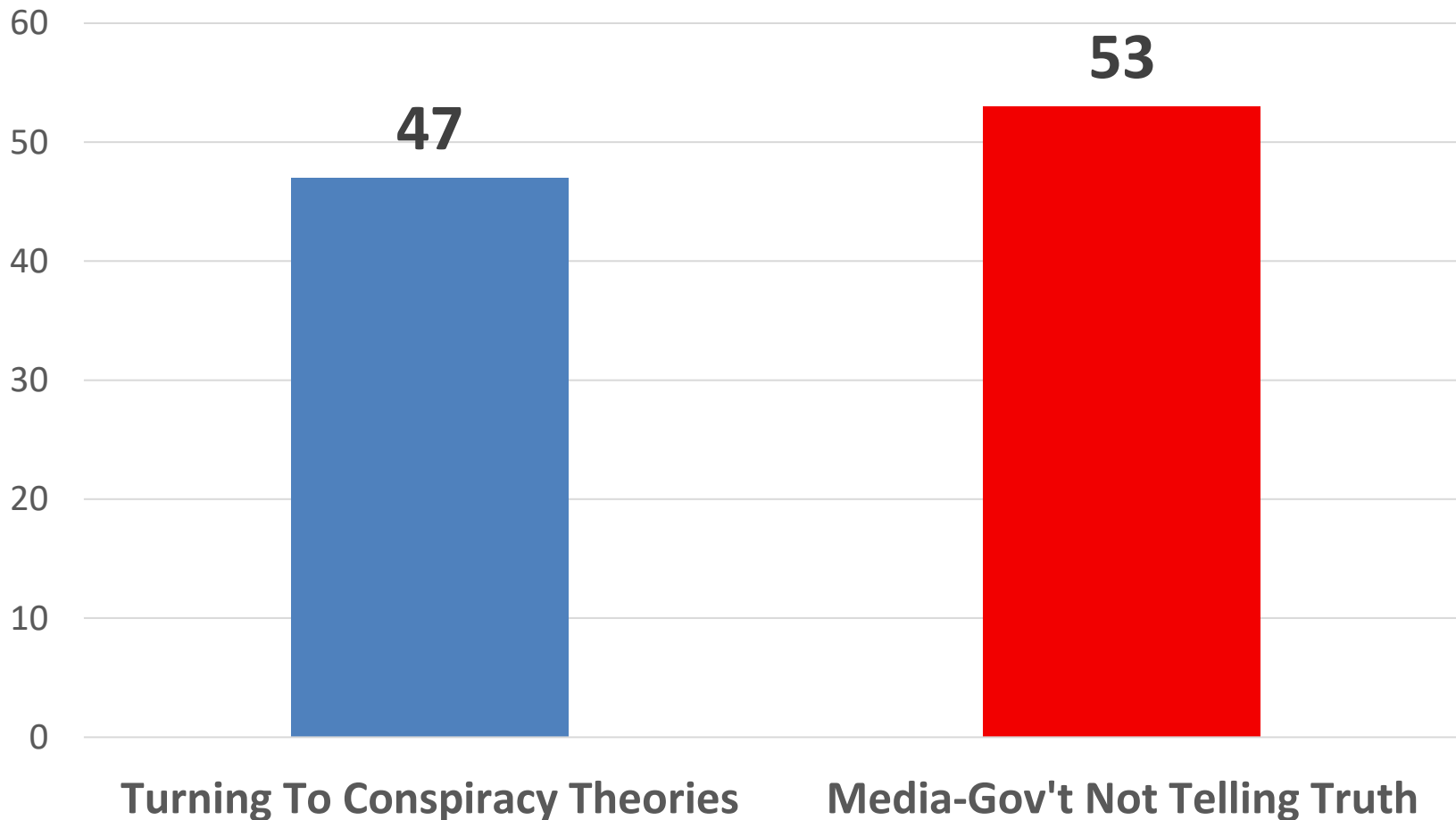


	New Talent	Steals Jobs	Net
TOTAL	46	54	-8
Usually DEM	68	32	36
Usually GOP	20	80	-59
Ticket Splitter	50	50	0
Ticket Splitting Men	48	51	-3
Ticket Splitting Women	52	48	3
Vote Generic GOP	27	73	-46
Vote Generic DEM	66	34	33
Undecided	52	48	4
Voted Trump	24	76	-53
Voted Biden	67	33	34
Right Direction	66	33	33
Wrong Track	30	70	-40
Approve Biden	65	35	31
Disapprove Biden	24	76	-53
Republican	24	76	-51
Democrat	65	35	29
Independent	48	51	-3
Independent Men	46	54	-8
Independent Women	51	48	3
Liberal	68	32	36
Moderate	48	52	-5
Conservative	29	71	-42
Single	57	43	15
Married	43	57	-14
Non-College	41	59	-17
College Grad/PG	52	48	4
White	41	59	-18
Hispanic	67	32	34
Black	43	57	-14
18-40	58	42	16
41-55	41	59	-18
56+	42	58	-16
Men	46	54	-8
Women	46	54	-8
Urban	52	49	3
Rural	37	63	-26
Suburban	47	53	-6
Suburban Women	49	50	-1

Which of the following statements about the state of America most represents your view? (Split Sample B n750)

1. A worrying number of Americans are rejecting expert opinion and turning to conspiracy theories.

2. The people we are supposed to be able to trust in media and the government are not telling us the truth.

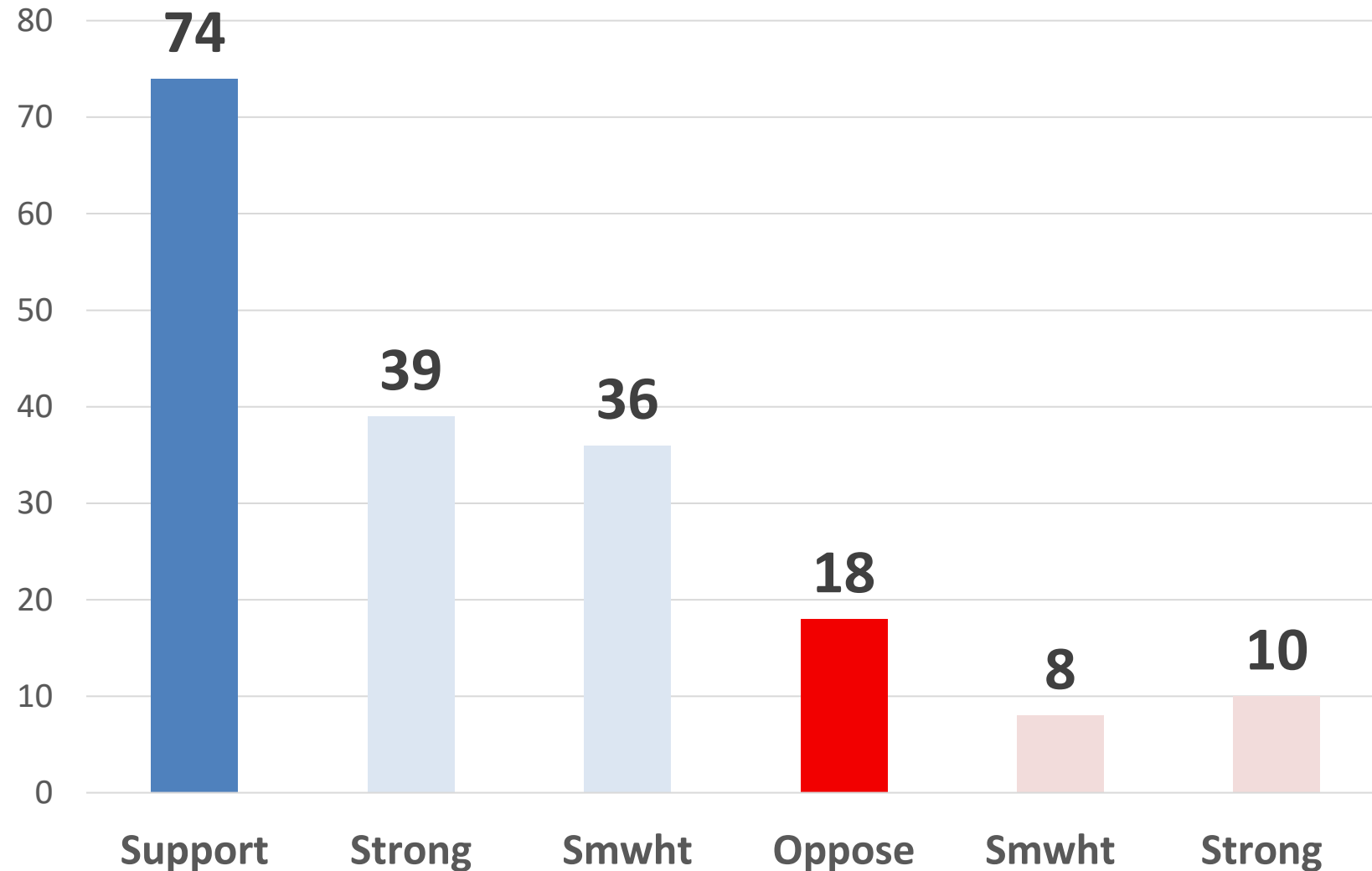


	Conspiracies	Not Tell Truth	Net
TOTAL	47	53	-6
Usually DEM	65	36	29
Usually GOP	27	73	-47
Ticket Splitter	50	50	0
Ticket Splitting Men	44	55	-11
Ticket Splitting Women	55	45	11
Vote Generic GOP	27	73	-46
Vote Generic DEM	68	32	35
Undecided	54	46	9
Voted Trump	26	74	-48
Voted Biden	66	34	32
Right Direction	61	39	23
Wrong Track	35	65	-29
Approve Biden	64	36	28
Disapprove Biden	27	73	-45
Republican	30	70	-39
Democrat	61	39	21
Independent	49	51	-2
Independent Men	48	52	-4
Independent Women	51	49	1
Liberal	68	32	37
Moderate	47	53	-7
Conservative	33	67	-33
Single	53	47	6
Married	45	55	-10
Non-College	43	57	-13
College Grad/PG	51	48	3
White	44	56	-11
Hispanic	57	43	14
Black	41	59	-19
18-40	47	53	-6
41-55	41	60	-19
56+	50	50	-1
Men	45	55	-9
Women	49	52	-3
Urban	45	55	-10
Rural	43	57	-14
Suburban	49	51	-1
Suburban Women	49	51	-3



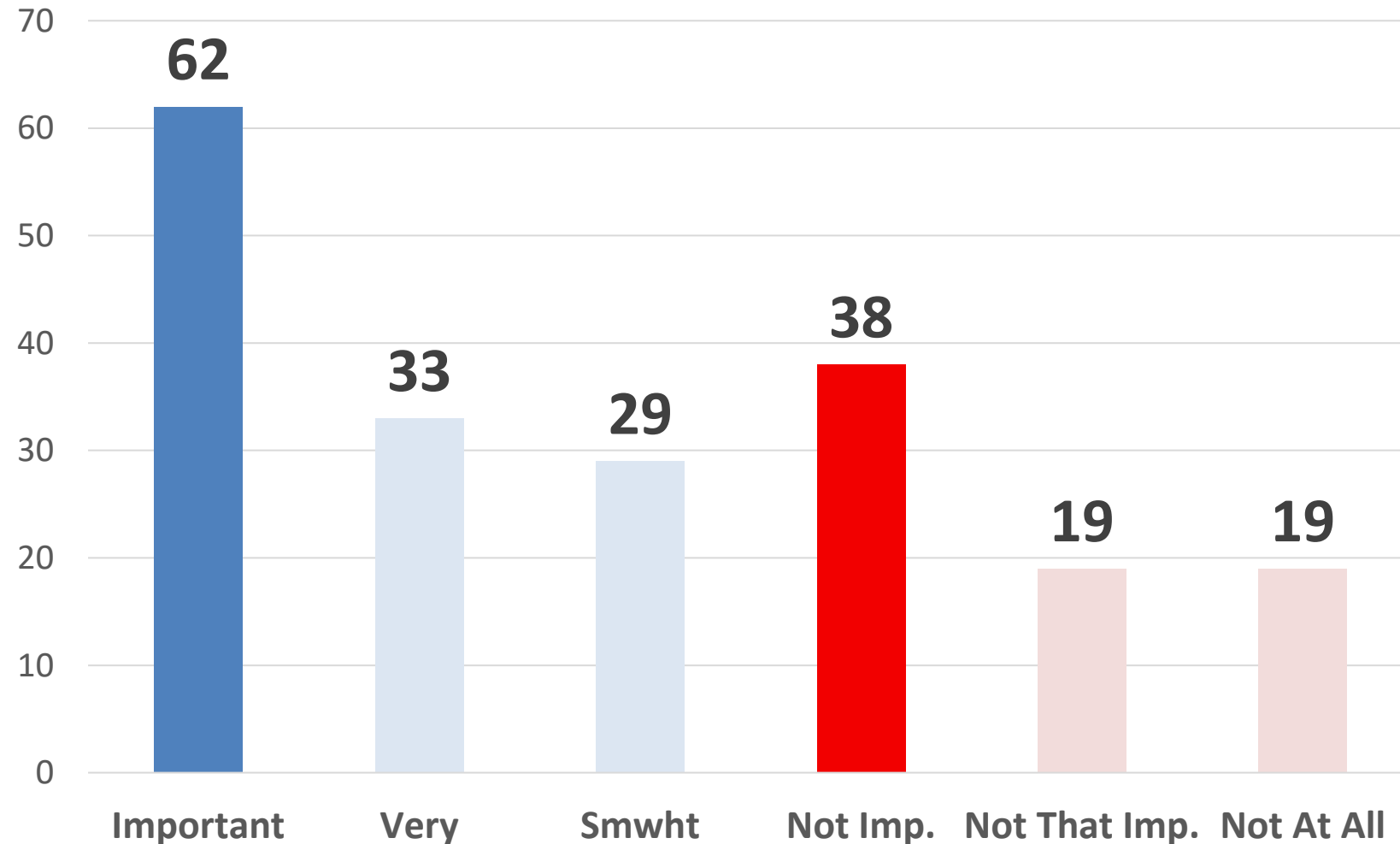
Issues & Language That Do Not Work

Achieving equity (Split Sample B n750)



	Support	Oppose	Net
TOTAL	74	18	56
Usually DEM	87	10	77
Usually GOP	64	26	38
Ticket Splitter	73	17	56
Ticket Splitting Men	74	19	55
Ticket Splitting Women	72	15	56
Vote Generic GOP	66	27	39
Vote Generic DEM	88	8	80
Undecided	69	15	55
Voted Trump	65	26	39
Voted Biden	84	10	75
Right Direction	83	12	71
Wrong Track	67	22	45
Approve Biden	87	8	79
Disapprove Biden	60	29	31
Republican	71	21	50
Democrat	86	12	73
Independent	70	19	51
Independent Men	66	24	42
Independent Women	74	13	61
Liberal	87	9	77
Moderate	76	16	60
Conservative	65	27	38
Single	77	16	61
Married	75	18	57
Non-College	71	20	51
College Grad/PG	79	15	64
White	74	18	55
Hispanic	70	22	48
Black	77	18	59
18-40	74	20	53
41-55	78	12	66
56+	73	19	54
Men	74	20	54
Women	75	15	60
Urban	80	17	63
Rural	69	20	49
Suburban	74	18	57
Suburban Women	73	18	55

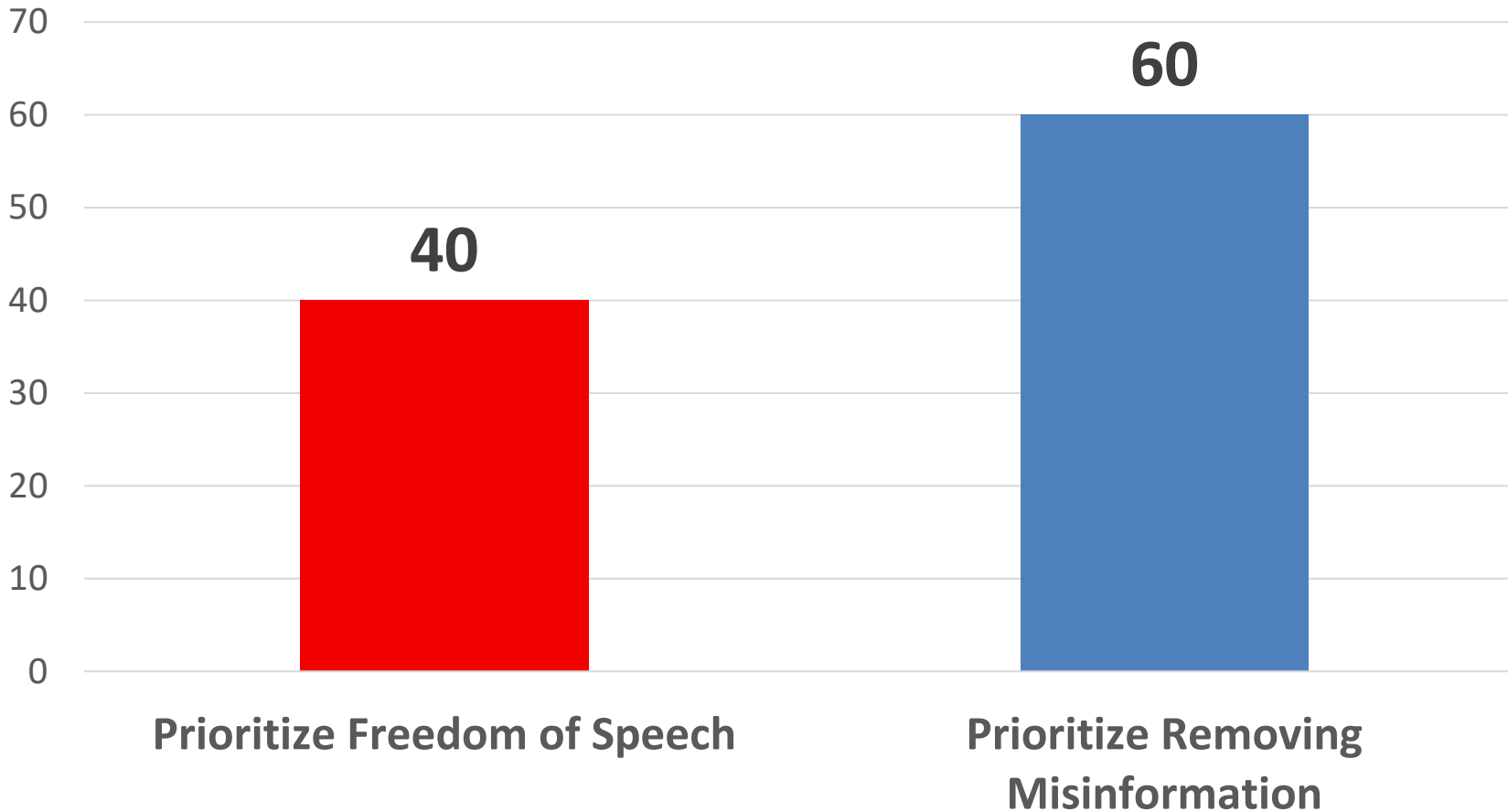
How important is the January 6th riot at the U.S. Capitol to defining your political outlook and affecting the way you will vote for congress?



	Important	Not Imp.	Net
TOTAL	62	38	24
Usually DEM	84	16	67
Usually GOP	38	62	-24
Ticket Splitter	64	36	28
Ticket Splitting Men	61	39	23
Ticket Splitting Women	67	33	33
Vote Generic GOP	43	57	-14
Vote Generic DEM	85	15	69
Undecided	63	37	26
Voted Trump	41	59	-18
Voted Biden	82	18	64
Right Direction	80	20	61
Wrong Track	46	54	-7
Approve Biden	82	18	64
Disapprove Biden	38	62	-24
Republican	49	51	-1
Democrat	79	21	58
Independent	59	41	18
Independent Men	55	45	9
Independent Women	64	36	28
Liberal	84	16	68
Moderate	65	35	31
Conservative	42	58	-16
Single	68	32	36
Married	60	40	21
Non-College	61	39	23
College Grad/PG	62	38	24
White	59	41	17
Hispanic	69	31	38
Black	77	23	54
18-40	72	28	43
41-55	61	39	23
56+	56	44	13
Men	59	41	18
Women	64	36	29
Urban	67	33	35
Rural	58	42	16
Suburban	60	40	21
Suburban Women	64	36	28

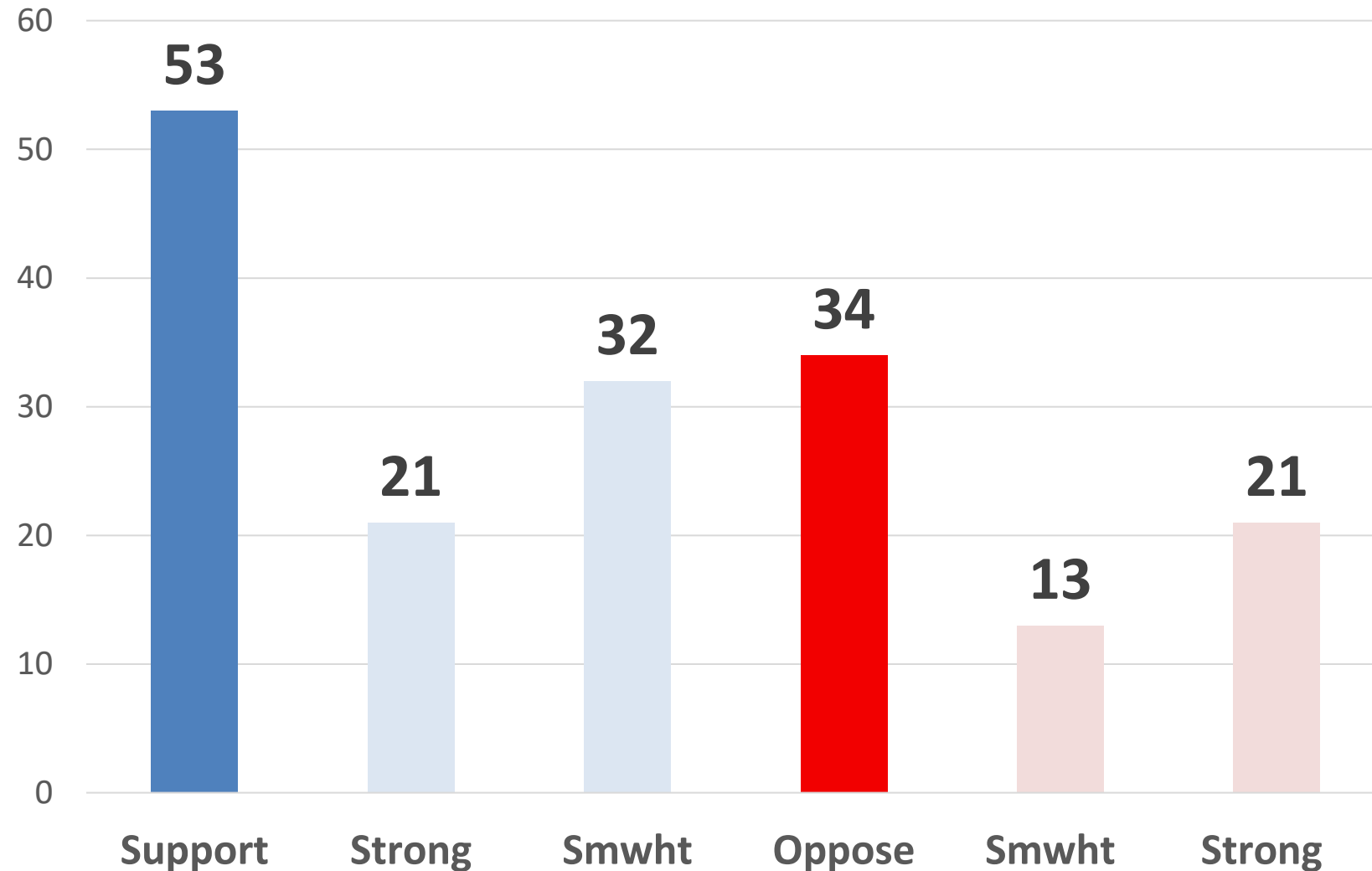
Which of the following positions on current issues most represents your views? (Split Sample A n750)

- 1. Social media companies should prioritize freedom of speech on their platforms.**
- 2. Social media companies should prioritize removing potentially dangerous misinformation from their platforms.**



	Speech	Misinformation	Net
TOTAL	40	60	-20
Usually DEM	24	76	-52
Usually GOP	61	39	22
Ticket Splitter	35	64	-29
Ticket Splitting Men	35	64	-29
Ticket Splitting Women	35	65	-30
Vote Generic GOP	58	42	16
Vote Generic DEM	24	76	-52
Undecided	29	70	-41
Voted Trump	57	43	15
Voted Biden	23	77	-53
Right Direction	27	72	-45
Wrong Track	51	49	2
Approve Biden	24	75	-51
Disapprove Biden	59	41	18
Republican	52	48	4
Democrat	27	73	-45
Independent	40	59	-19
Independent Men	43	56	-12
Independent Women	36	63	-27
Liberal	25	75	-51
Moderate	36	63	-28
Conservative	56	43	13
Single	42	58	-16
Married	41	59	-18
Non-College	43	57	-14
College Grad/PG	36	63	-27
White	41	59	-18
Hispanic	39	61	-22
Black	35	63	-28
18-40	46	54	-8
41-55	46	54	-8
56+	34	66	-32
Men	44	55	-11
Women	35	65	-29
Urban	47	52	-5
Rural	40	59	-20
Suburban	37	63	-27
Suburban Women	34	66	-32

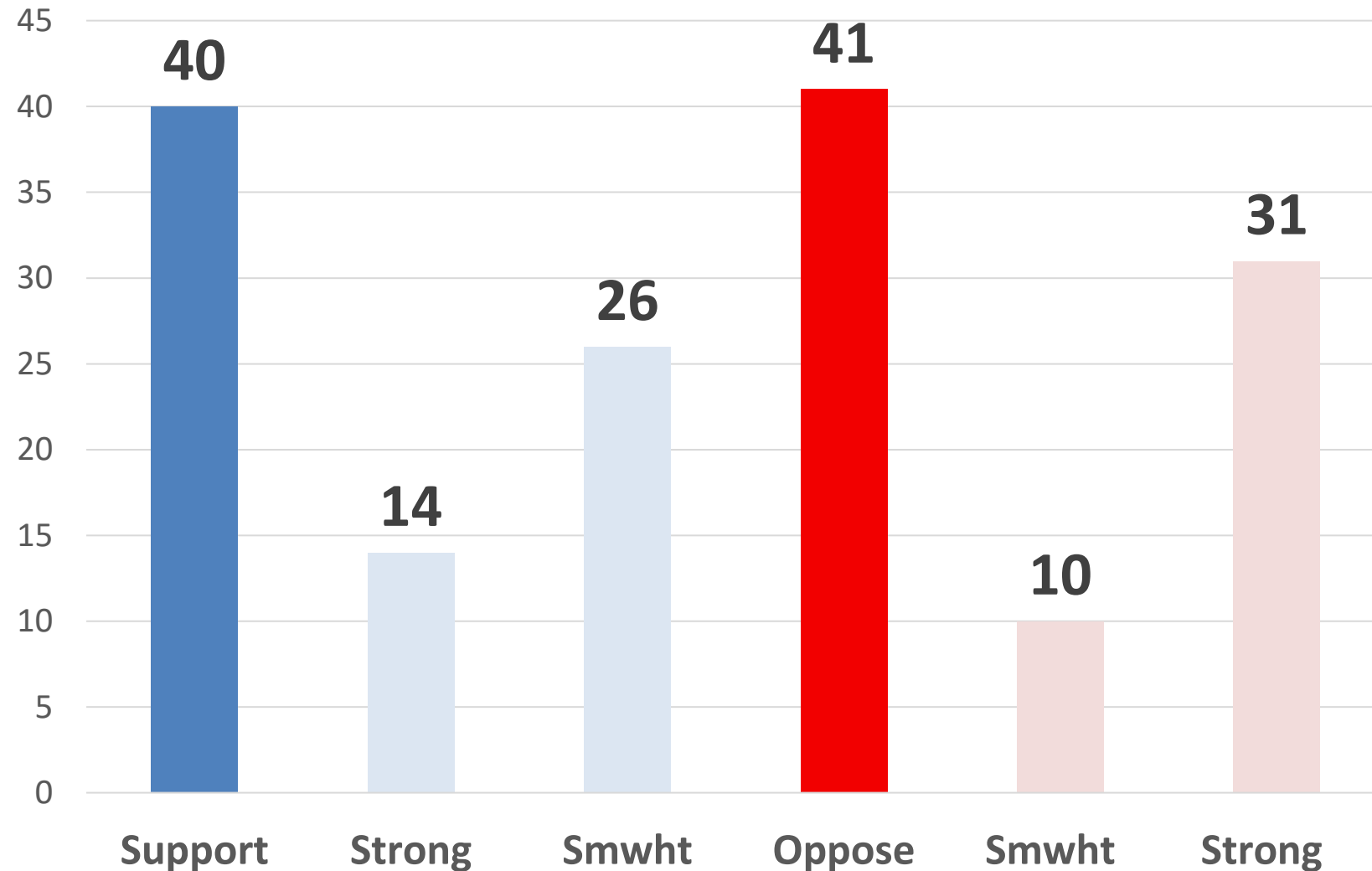
Employee sponsored racial bias training for workers (Split Sample B n750)



	Support	Oppose	Net
TOTAL	53	34	19
Usually DEM	73	19	54
Usually GOP	40	49	-8
Ticket Splitter	48	35	13
Ticket Splitting Men	47	42	6
Ticket Splitting Women	49	29	20
Vote Generic GOP	42	48	-6
Vote Generic DEM	74	17	57
Undecided	43	35	8
Voted Trump	38	51	-13
Voted Biden	70	17	53
Right Direction	70	21	49
Wrong Track	41	45	-4
Approve Biden	69	19	50
Disapprove Biden	36	52	-17
Republican	47	42	5
Democrat	74	20	55
Independent	45	38	7
Independent Men	43	45	-2
Independent Women	47	31	16
Liberal	75	17	58
Moderate	53	32	21
Conservative	40	49	-9
Single	51	32	18
Married	56	36	20
Non-College	50	35	14
College Grad/PG	58	33	25
White	52	37	15
Hispanic	48	38	10
Black	59	25	34
18-40	52	32	19
41-55	60	30	30
56+	51	38	13
Men	53	39	13
Women	54	29	26
Urban	59	29	30
Rural	50	34	15
Suburban	52	37	15
Suburban Women	54	32	22

Teaching critical race theory in schools

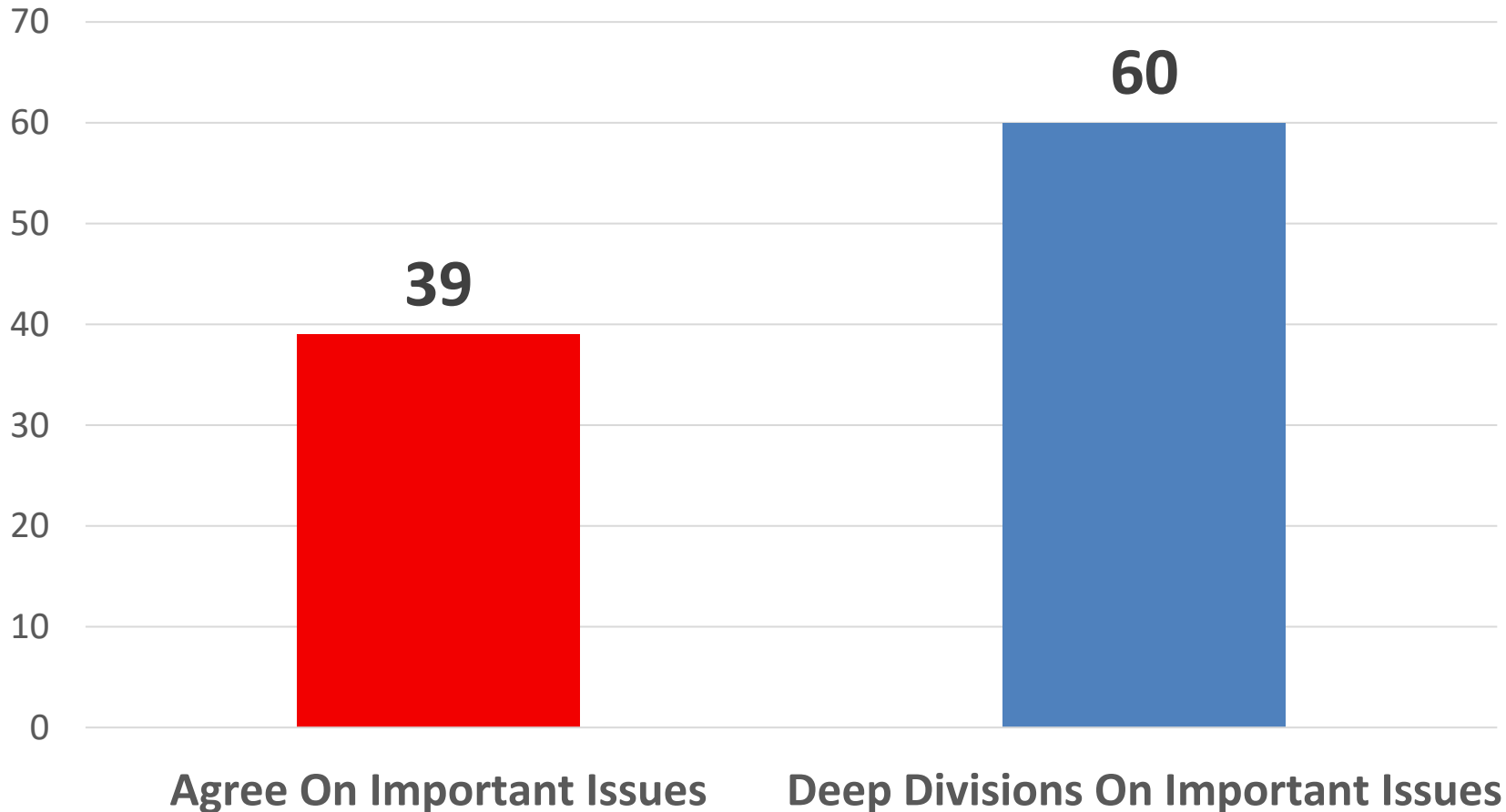
(Split Sample A n750)



	Support	Oppose	Net
TOTAL	40	41	-1
Usually DEM	65	18	47
Usually GOP	18	68	-49
Ticket Splitter	38	37	2
Ticket Splitting Men	46	36	10
Ticket Splitting Women	30	37	-8
Vote Generic GOP	26	61	-34
Vote Generic DEM	65	21	44
Undecided	31	32	-1
Voted Trump	24	59	-35
Voted Biden	57	24	33
Right Direction	60	21	40
Wrong Track	24	58	-34
Approve Biden	59	20	38
Disapprove Biden	19	66	-46
Republican	27	58	-31
Democrat	62	21	42
Independent	35	42	-7
Independent Men	39	46	-7
Independent Women	31	39	-7
Liberal	65	21	44
Moderate	41	35	6
Conservative	24	64	-40
Single	48	29	19
Married	38	46	-8
Non-College	38	39	-1
College Grad/PG	43	44	-1
White	34	46	-12
Hispanic	55	34	20
Black	72	12	60
18-40	59	25	35
41-55	37	41	-4
56+	31	50	-19
Men	42	43	-1
Women	39	39	0
Urban	55	29	27
Rural	28	49	-21
Suburban	39	44	-5
Suburban Women	40	39	0

Which of the following statements about the state of America most represents your view? (Split Sample B n750)

1. Washington may be divided, but the American people generally agree on most important issues.
2. The divisions in Washington reflect deep divisions among the American people about important issues.

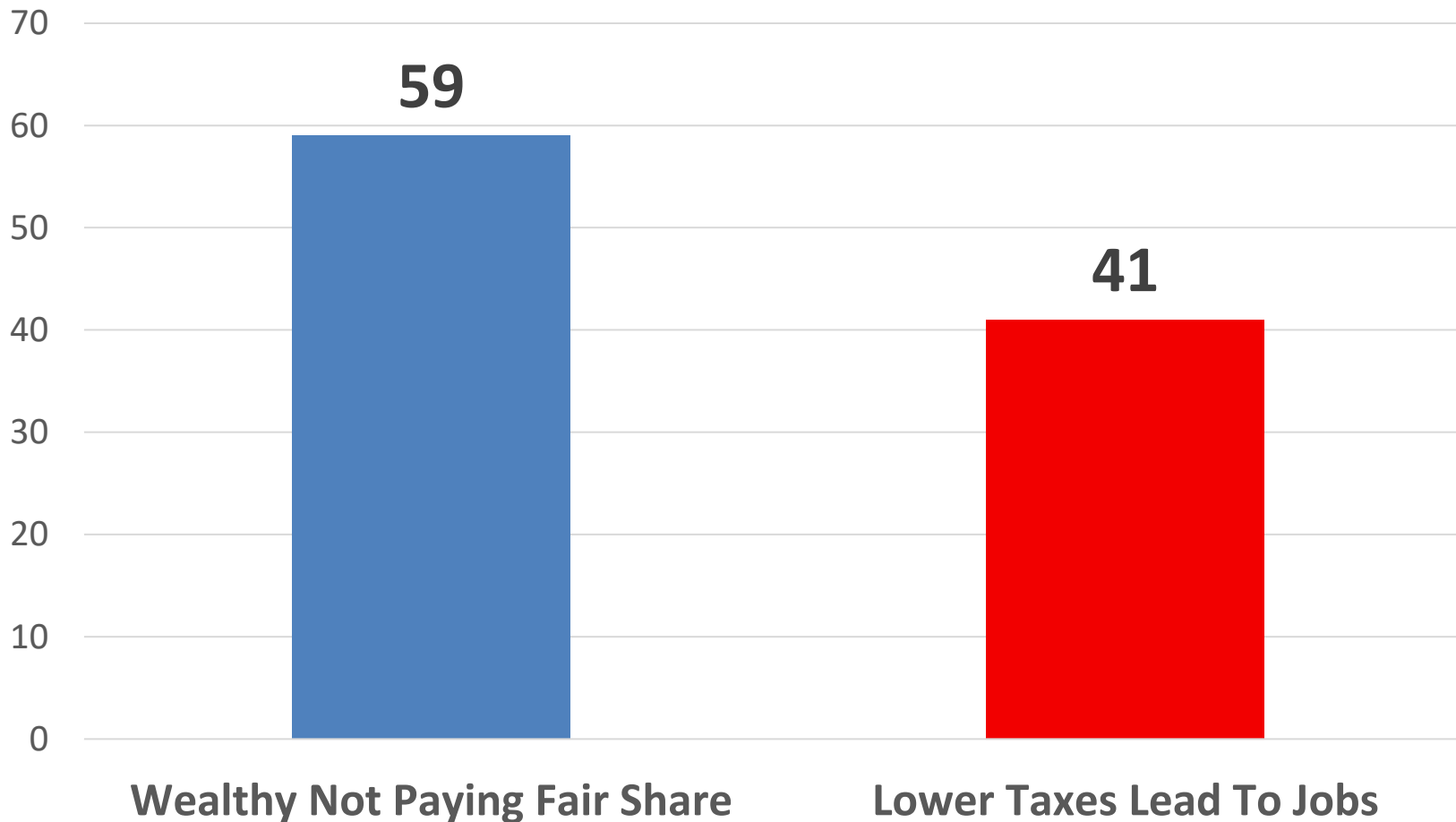


	Agreement	Divisions	Net
TOTAL	39	60	-21
Usually DEM	35	65	-30
Usually GOP	39	60	-21
Ticket Splitter	44	56	-12
Ticket Splitting Men	39	60	-21
Ticket Splitting Women	49	51	-3
Vote Generic GOP	38	62	-23
Vote Generic DEM	39	61	-22
Undecided	43	56	-13
Voted Trump	43	57	-14
Voted Biden	36	63	-27
Right Direction	42	58	-16
Wrong Track	38	62	-24
Approve Biden	39	61	-22
Disapprove Biden	41	59	-19
Republican	35	64	-29
Democrat	36	64	-28
Independent	44	55	-11
Independent Men	44	55	-11
Independent Women	45	55	-10
Liberal	30	70	-40
Moderate	42	58	-16
Conservative	42	58	-16
Single	38	62	-23
Married	38	61	-23
Non-College	41	59	-18
College Grad/PG	38	62	-25
White	41	59	-19
Hispanic	37	62	-25
Black	41	59	-18
18-40	39	61	-21
41-55	35	65	-29
56+	42	58	-16
Men	39	61	-22
Women	40	60	-20
Urban	41	58	-17
Rural	42	58	-16
Suburban	38	62	-24
Suburban Women	37	63	-26

Which of the following statements about current issues facing America most represents your view? (Split Sample A n750)

1. Wealthy Americans and corporations are not paying their fair share of taxes.

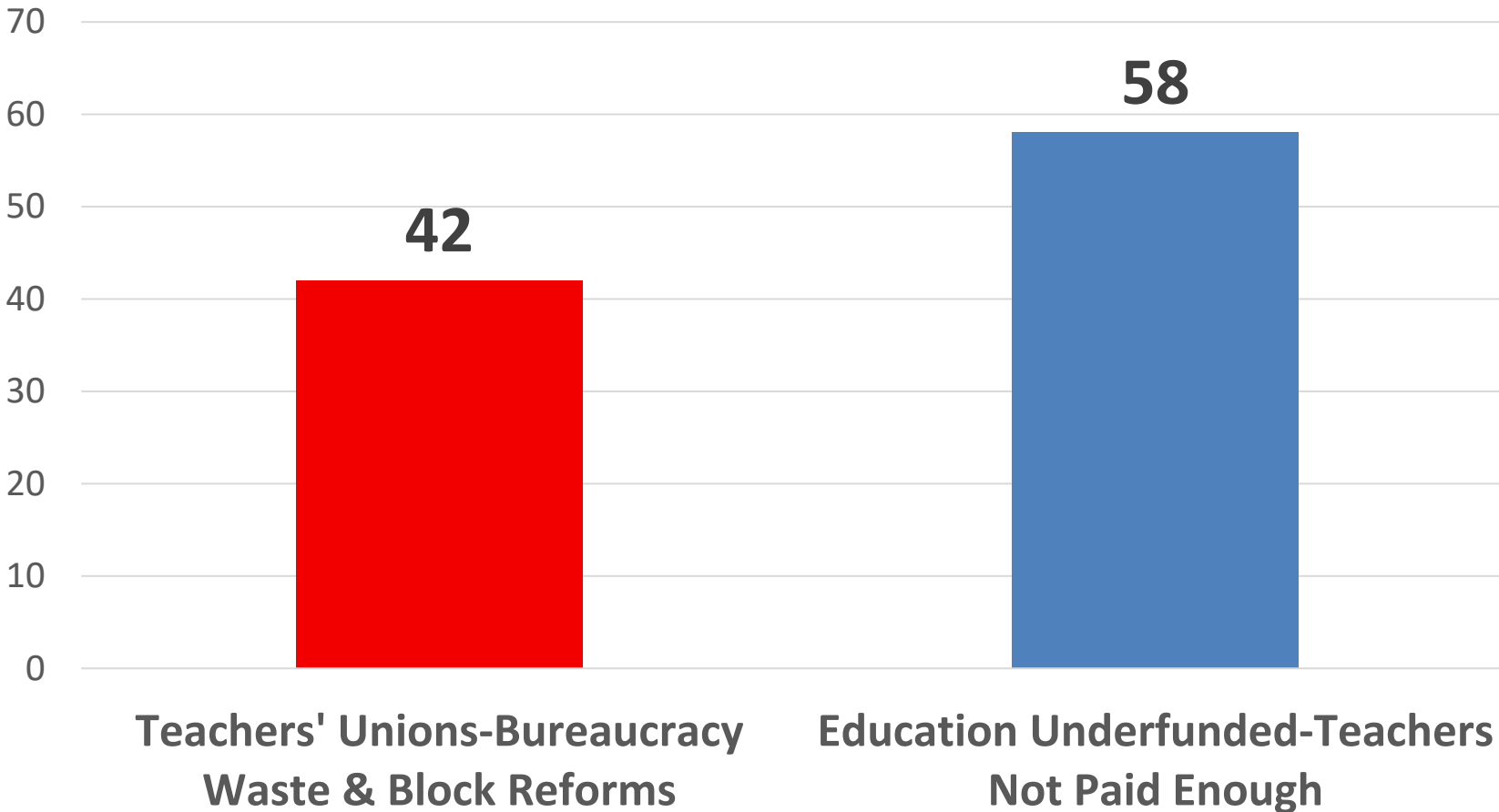
2. Lower taxes lead to more jobs; higher taxes lead to fewer jobs.



	Not Pay Share	More Jobs	Net
TOTAL	59	41	18
Usually DEM	73	27	46
Usually GOP	41	59	-18
Ticket Splitter	64	36	28
Ticket Splitting Men	65	35	30
Ticket Splitting Women	63	37	25
Vote Generic GOP	45	55	-10
Vote Generic DEM	76	24	51
Undecided	62	38	24
Voted Trump	44	56	-11
Voted Biden	74	26	48
Right Direction	70	30	39
Wrong Track	50	50	1
Approve Biden	72	28	44
Disapprove Biden	44	56	-11
Republican	49	51	-2
Democrat	71	29	41
Independent	59	41	17
Independent Men	55	45	10
Independent Women	63	37	26
Liberal	74	26	49
Moderate	61	39	22
Conservative	47	53	-7
Single	60	40	21
Married	57	43	15
Non-College	62	38	23
College Grad/PG	56	44	12
White	61	39	23
Hispanic	49	52	-3
Black	58	42	16
18-40	60	40	19
41-55	55	46	9
56+	61	39	22
Men	57	43	15
Women	61	39	22
Urban	56	45	11
Rural	57	43	15
Suburban	62	38	23
Suburban Women	64	36	28

Which of the following statements about current issues facing America most represents your view? (Split Sample A n750)

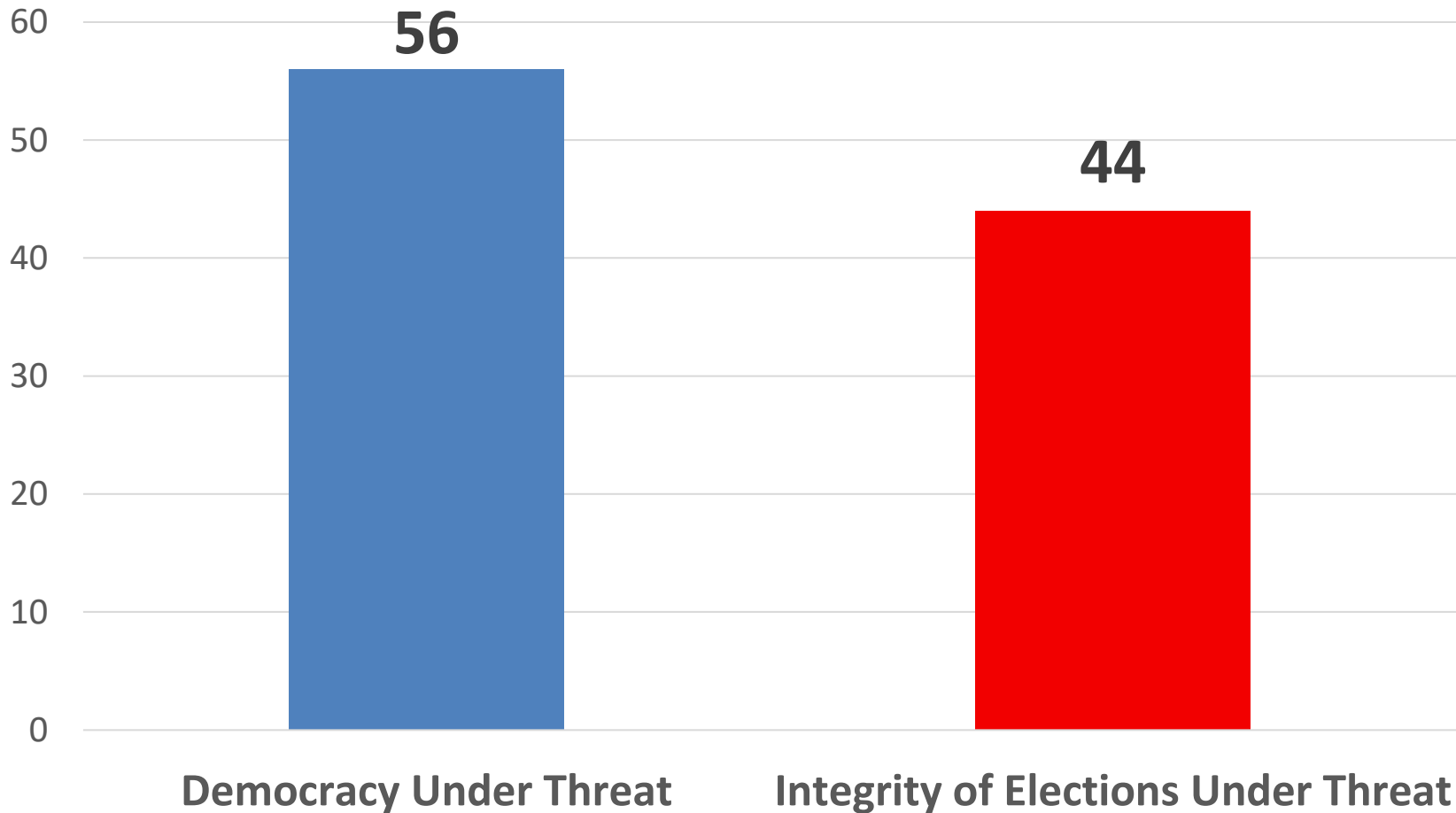
- 1. Teachers' unions and the education bureaucracy waste money and block commonsense reforms that would benefit American students.**
- 2. Public education is underfunded, and our teachers are not paid enough.**



	Waste/Block	Underfunded	Net
TOTAL	42	58	-16
Usually DEM	25	74	-49
Usually GOP	59	41	19
Ticket Splitter	42	58	-16
Ticket Splitting Men	47	53	-6
Ticket Splitting Women	36	64	-28
Vote Generic GOP	56	44	12
Vote Generic DEM	26	74	-48
Undecided	40	60	-20
Voted Trump	57	43	14
Voted Biden	28	72	-44
Right Direction	30	70	-41
Wrong Track	53	47	7
Approve Biden	28	72	-44
Disapprove Biden	59	41	19
Republican	53	47	7
Democrat	25	75	-50
Independent	46	54	-8
Independent Men	53	47	5
Independent Women	38	62	-24
Liberal	26	73	-47
Moderate	39	61	-23
Conservative	58	42	17
Single	35	65	-29
Married	47	53	-6
Non-College	39	61	-23
College Grad/PG	47	53	-5
White	45	55	-9
Hispanic	31	68	-37
Black	24	76	-52
18-40	35	65	-31
41-55	43	57	-14
56+	46	54	-7
Men	48	52	-3
Women	36	64	-28
Urban	44	56	-11
Rural	44	56	-13
Suburban	41	59	-18
Suburban Women	32	68	-37

Which of the following statements about the state of America most represents your view? (Split Sample B n750)

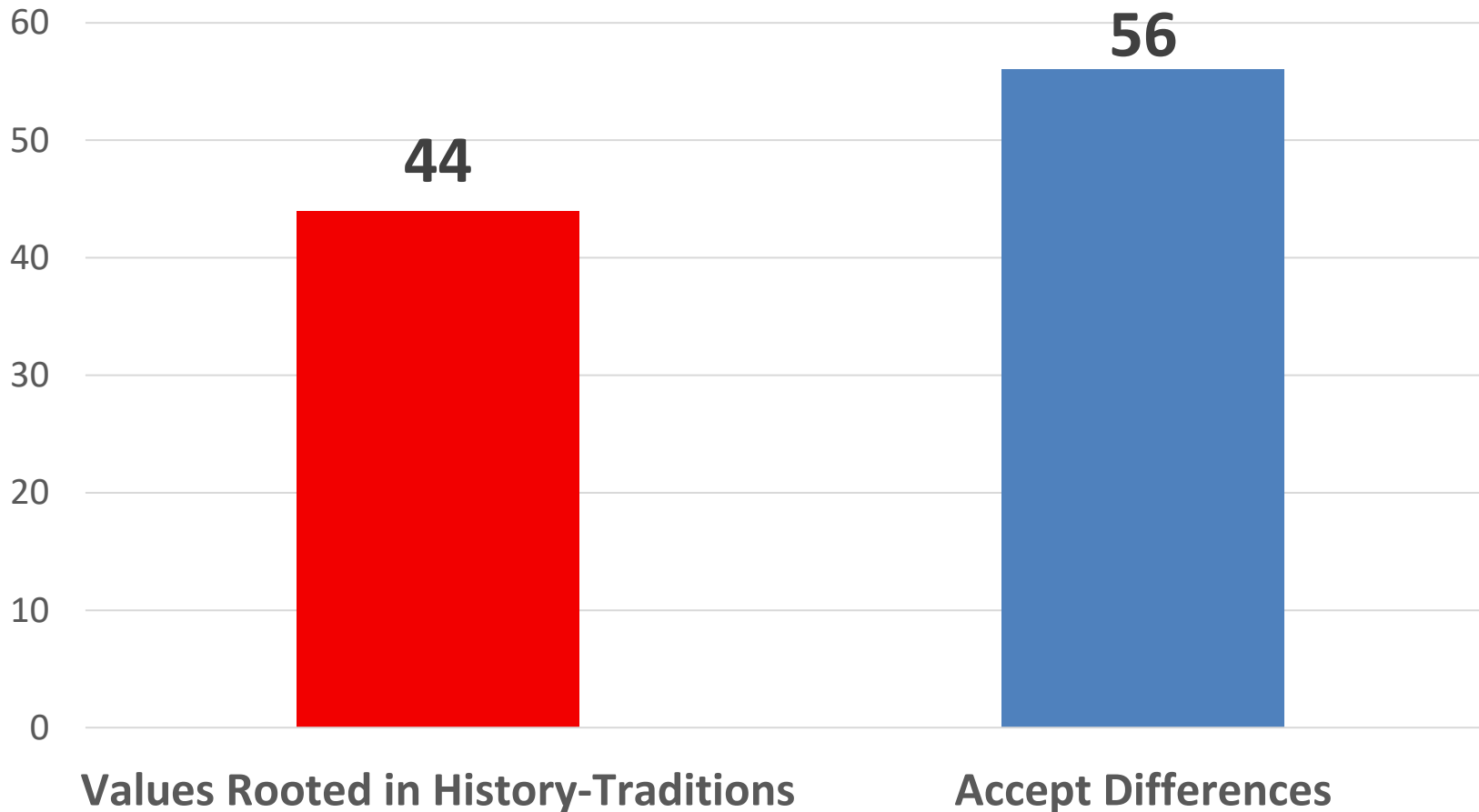
1. Democracy is under threat from politicians and citizens who refuse to accept election results.
2. The integrity of our elections is under threat from lax voting rules that make it easier to cheat and commit voter fraud.



	Democracy	Elections	Net
TOTAL	56	44	12
Usually DEM	78	22	56
Usually GOP	33	67	-34
Ticket Splitter	57	43	14
Ticket Splitting Men	54	45	9
Ticket Splitting Women	60	40	20
Vote Generic GOP	34	66	-32
Vote Generic DEM	82	19	63
Undecided	59	41	18
Voted Trump	31	69	-39
Voted Biden	80	21	59
Right Direction	76	24	52
Wrong Track	40	60	-20
Approve Biden	77	23	55
Disapprove Biden	31	69	-38
Republican	39	61	-22
Democrat	74	27	47
Independent	56	44	12
Independent Men	54	45	9
Independent Women	58	42	15
Liberal	73	27	45
Moderate	59	41	18
Conservative	40	60	-20
Single	60	40	21
Married	55	45	11
Non-College	54	47	7
College Grad/PG	59	41	18
White	54	46	7
Hispanic	60	40	20
Black	63	37	26
18-40	57	43	14
41-55	51	48	3
56+	57	43	14
Men	55	45	10
Women	57	43	13
Urban	61	39	22
Rural	48	51	-3
Suburban	56	43	13
Suburban Women	59	41	18

Which of the following positions on current issues most represents your views? (Split Sample B n750)

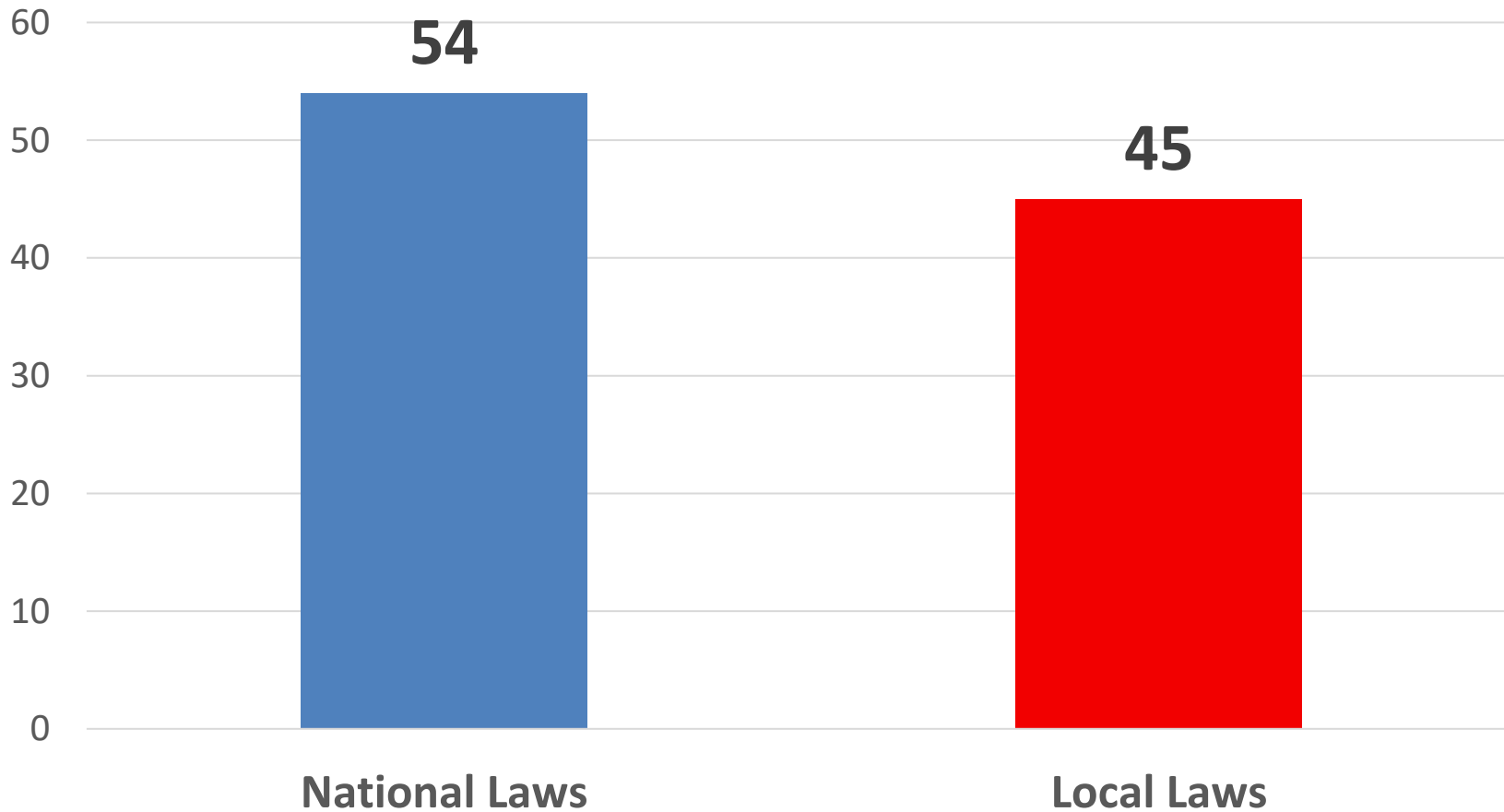
1. It is important for all Americans to have a common set of values firmly rooted in our country's history and traditions.
2. It is important for Americans to accept the differences in culture and values of our fellow citizens.



	History-Trad.	Differences	Net
TOTAL	44	56	-12
Usually DEM	26	73	-47
Usually GOP	57	43	13
Ticket Splitter	48	52	-5
Ticket Splitting Men	49	50	-1
Ticket Splitting Women	46	54	-9
Vote Generic GOP	57	44	13
Vote Generic DEM	29	71	-42
Undecided	42	58	-16
Voted Trump	57	43	14
Voted Biden	30	69	-39
Right Direction	33	66	-33
Wrong Track	52	48	4
Approve Biden	33	67	-34
Disapprove Biden	56	44	13
Republican	57	43	15
Democrat	28	71	-43
Independent	44	56	-12
Independent Men	49	51	-2
Independent Women	39	61	-22
Liberal	25	75	-50
Moderate	42	58	-17
Conservative	59	41	18
Single	40	60	-20
Married	44	55	-11
Non-College	48	52	-4
College Grad/PG	38	62	-24
White	44	55	-11
Hispanic	46	54	-8
Black	36	64	-27
18-40	47	53	-7
41-55	39	60	-21
56+	44	55	-11
Men	46	53	-7
Women	41	59	-18
Urban	40	61	-21
Rural	48	52	-4
Suburban	44	56	-12
Suburban Women	37	62	-24

Which of the following positions on current issues most represents your views? (Split Sample B n750)

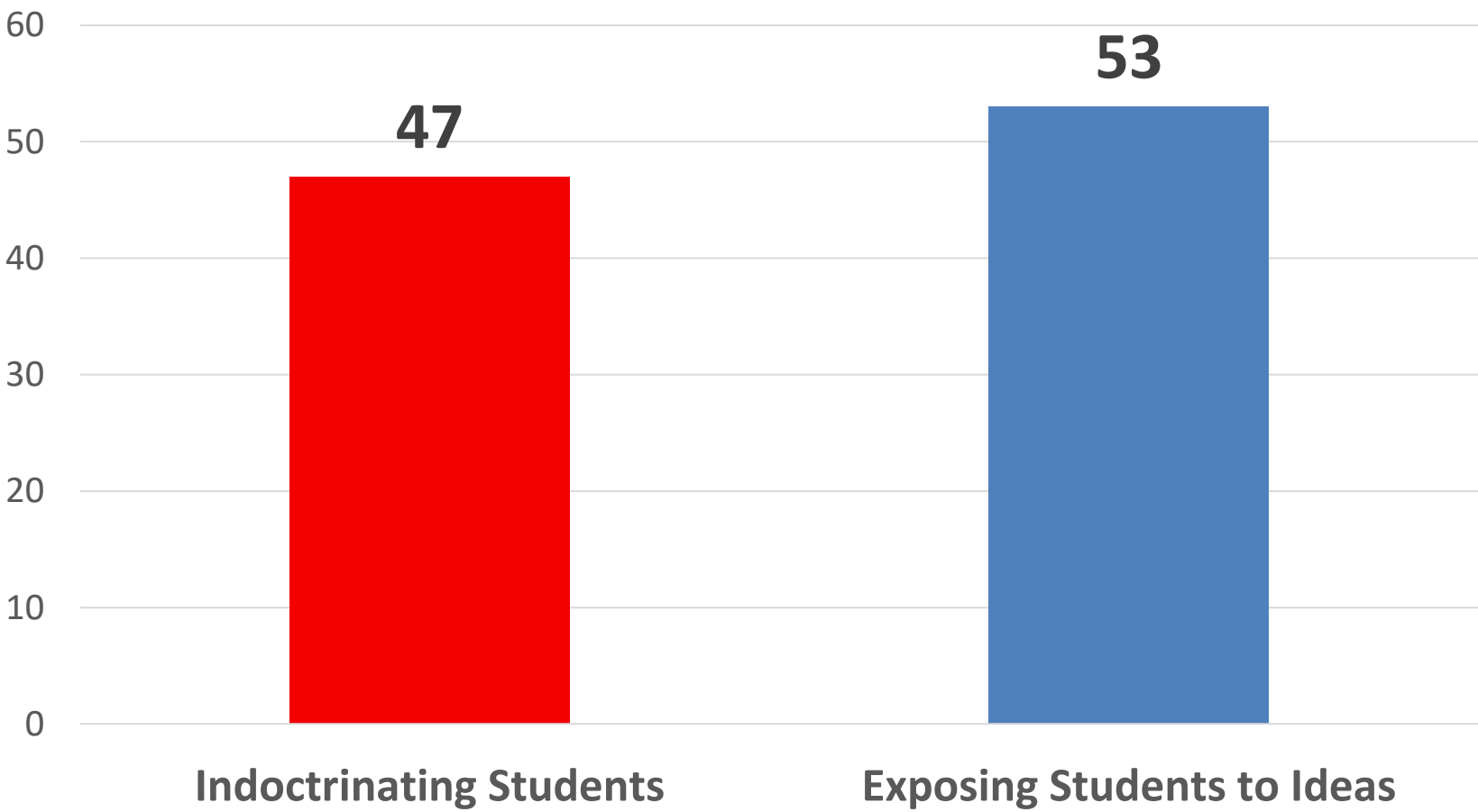
- 1. I prefer laws and regulations set at the national level to provide consistency and standards across the country.**
- 2. I prefer laws and regulations set at the local level to account for specific local circumstances and values.**



	National	Local	Net
TOTAL	54	45	9
Usually DEM	62	37	25
Usually GOP	50	50	0
Ticket Splitter	50	49	2
Ticket Splitting Men	51	49	2
Ticket Splitting Women	50	49	1
Vote Generic GOP	51	48	4
Vote Generic DEM	58	41	18
Undecided	51	48	3
Voted Trump	49	51	-3
Voted Biden	59	40	20
Right Direction	57	42	15
Wrong Track	51	48	3
Approve Biden	59	40	19
Disapprove Biden	48	52	-3
Republican	55	45	10
Democrat	59	39	20
Independent	50	50	0
Independent Men	49	51	-2
Independent Women	51	49	3
Liberal	55	44	11
Moderate	56	44	12
Conservative	50	49	1
Single	55	44	11
Married	55	45	10
Non-College	53	46	8
College Grad/PG	54	45	9
White	53	47	7
Hispanic	48	50	-3
Black	59	39	21
18-40	53	46	6
41-55	53	47	7
56+	55	44	11
Men	54	46	8
Women	54	45	9
Urban	51	47	4
Rural	53	47	6
Suburban	55	44	11
Suburban Women	57	43	15

Which of the following statements about current issues facing America most represents your view? (Split Sample A n750)

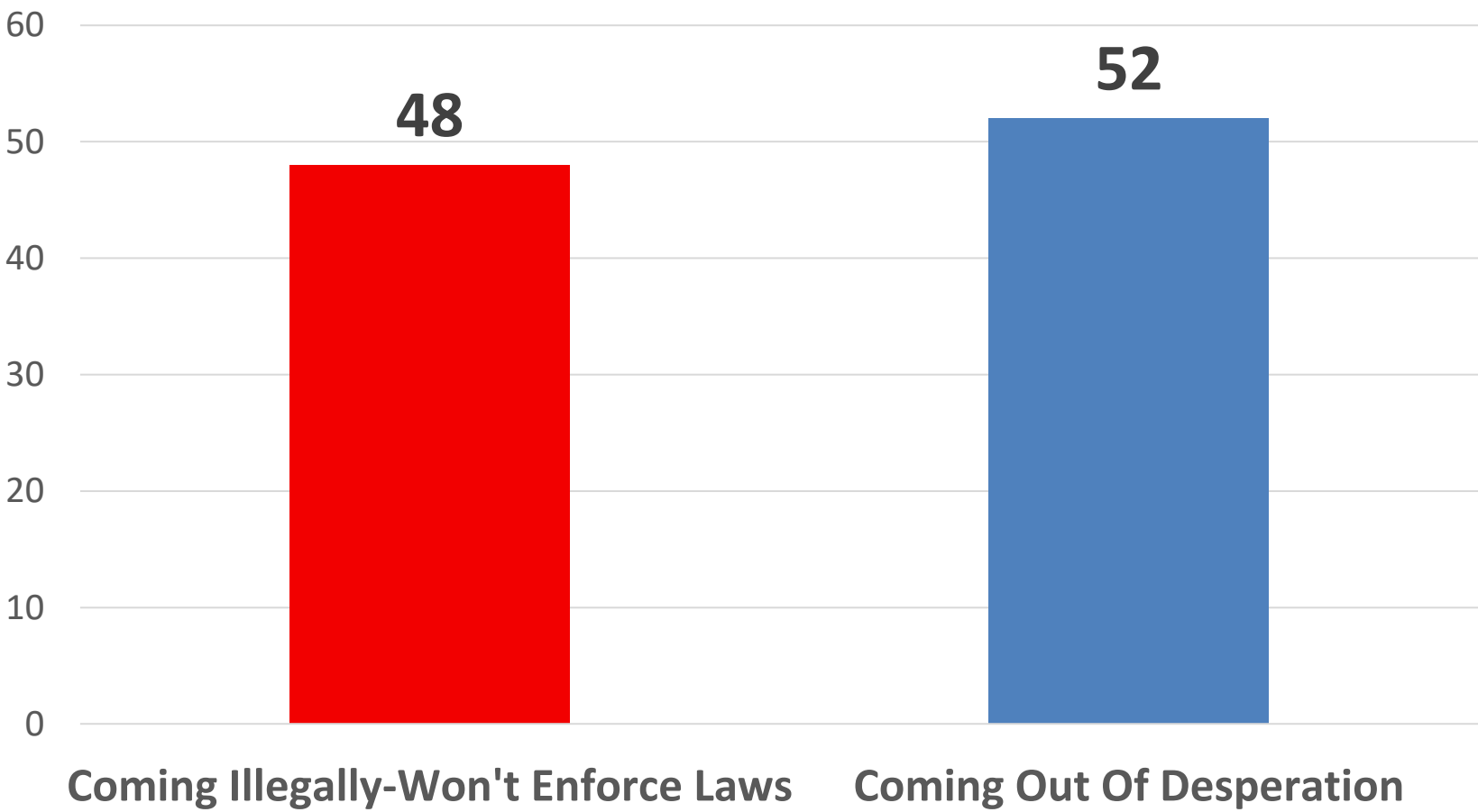
- 1. America's colleges and universities are indoctrinating students into dangerous, radical ideas that are poisoning our country.**
- 2. America's colleges and universities are exposing students to ideas and perspectives that will help them succeed in a diverse world.**



	Indoctrinating	Exposure/Ideas	Net
TOTAL	47	53	-6
Usually DEM	19	81	-62
Usually GOP	72	28	43
Ticket Splitter	50	50	0
Ticket Splitting Men	54	46	9
Ticket Splitting Women	44	54	-10
Vote Generic GOP	66	34	33
Vote Generic DEM	20	80	-60
Undecided	50	49	1
Voted Trump	70	30	40
Voted Biden	24	76	-51
Right Direction	28	72	-43
Wrong Track	63	37	26
Approve Biden	26	74	-47
Disapprove Biden	72	29	43
Republican	64	36	28
Democrat	24	76	-52
Independent	50	49	1
Independent Men	58	42	16
Independent Women	41	58	-17
Liberal	22	78	-56
Moderate	43	57	-13
Conservative	69	31	39
Single	46	54	-8
Married	48	51	-3
Non-College	50	50	1
College Grad/PG	43	57	-14
White	49	50	-1
Hispanic	41	59	-18
Black	35	66	-31
18-40	42	58	-16
41-55	50	50	1
56+	48	52	-3
Men	52	48	4
Women	42	58	-16
Urban	42	58	-15
Rural	60	40	20
Suburban	44	56	-12
Suburban Women	39	61	-22

Which of the following statements about current issues facing America most represents your view? (Split Sample A n750)

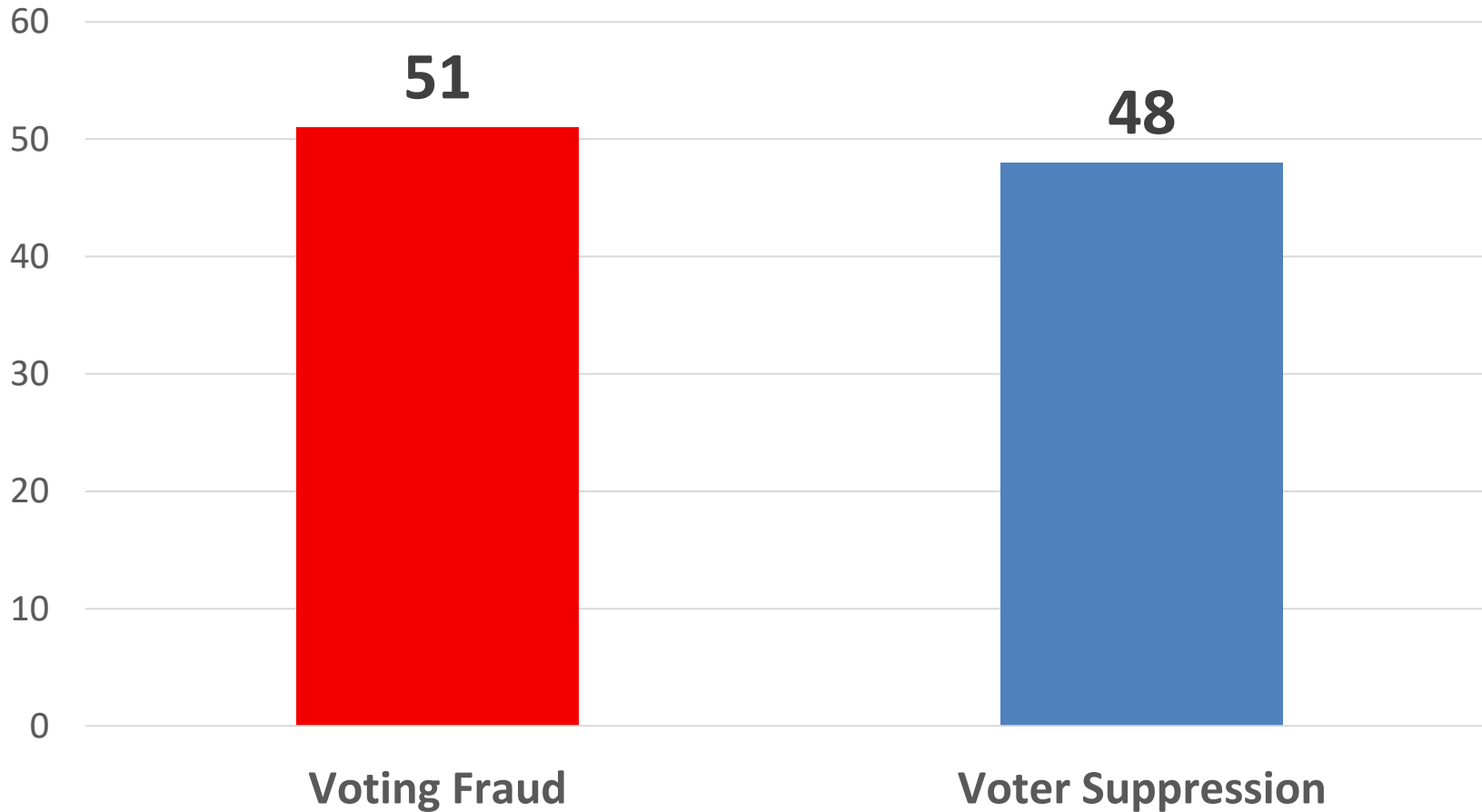
- 1. People are coming to this country illegally because they know our leaders won't rigorously enforce our immigration laws.**
- 2. People are coming to this country illegally out of desperation to escape crime and poverty.**



	Won't Enforce	Desperation	Net
TOTAL	48	52	-4
Usually DEM	24	76	-52
Usually GOP	69	31	39
Ticket Splitter	49	52	-3
Ticket Splitting Men	46	54	-8
Ticket Splitting Women	51	49	3
Vote Generic GOP	65	35	31
Vote Generic DEM	24	77	-53
Undecided	49	51	-3
Voted Trump	68	32	36
Voted Biden	27	73	-45
Right Direction	31	69	-38
Wrong Track	62	38	23
Approve Biden	27	73	-47
Disapprove Biden	72	28	44
Republican	63	37	26
Democrat	27	73	-45
Independent	50	50	0
Independent Men	51	49	1
Independent Women	49	51	-2
Liberal	24	76	-51
Moderate	44	56	-13
Conservative	69	31	37
Single	44	56	-11
Married	49	51	-3
Non-College	49	51	-3
College Grad/PG	46	54	-8
White	49	51	-3
Hispanic	49	52	-3
Black	32	68	-36
18-40	39	62	-23
41-55	53	47	6
56+	50	50	0
Men	49	51	-2
Women	46	54	-8
Urban	51	49	2
Rural	53	46	7
Suburban	44	56	-13
Suburban Women	40	60	-19

Which of the following statements about current issues facing America most represents your view? (Split Sample B n750)

- 1. The greatest threat to honest elections is voting fraud.**
- 2. The greatest threat to honest elections is voter suppression.**

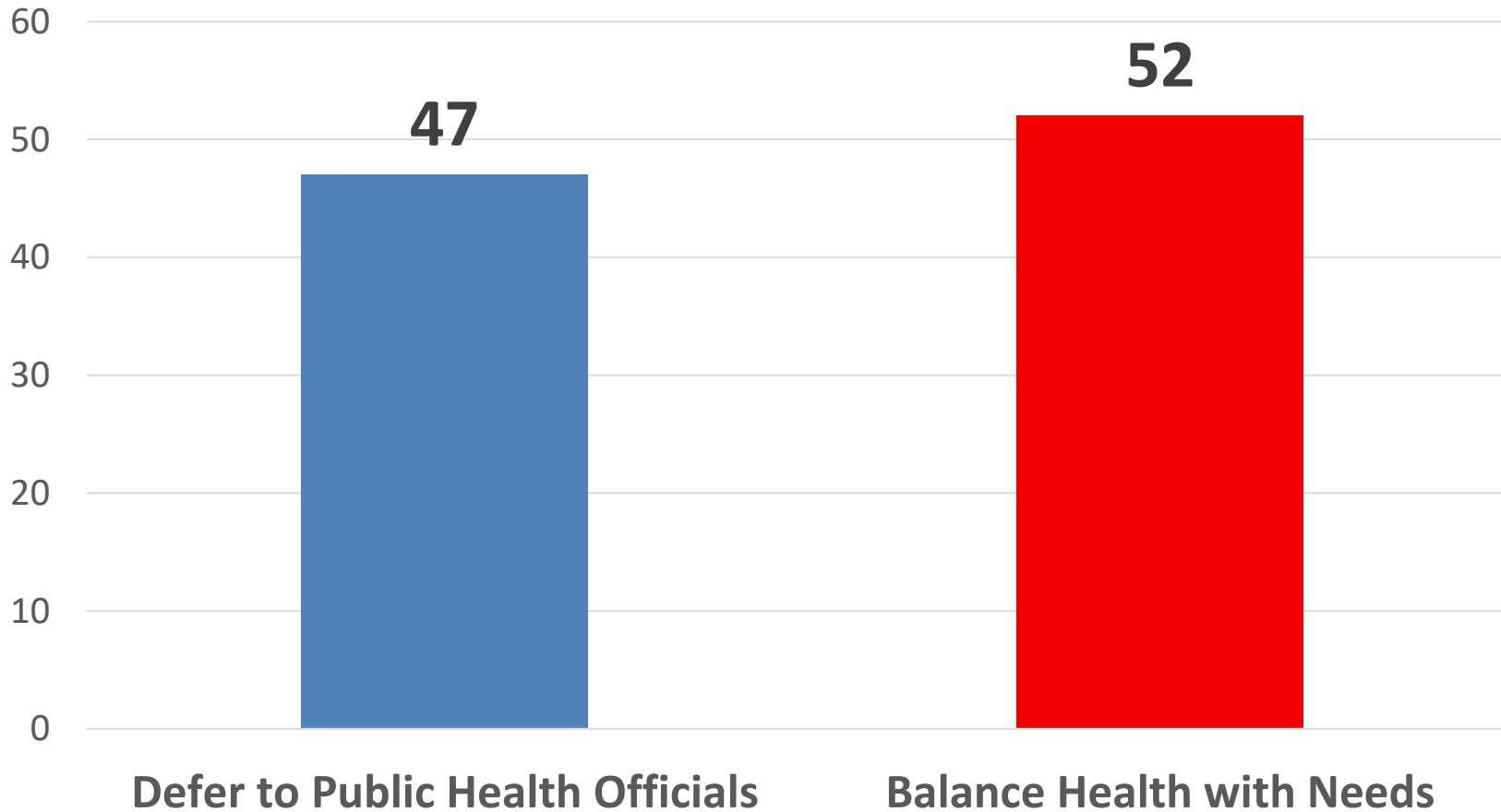


	Fraud	Suppression	Net
TOTAL	51	48	3
Usually DEM	27	72	-45
Usually GOP	78	22	56
Ticket Splitter	48	52	-4
Ticket Splitting Men	45	54	-9
Ticket Splitting Women	50	50	0
Vote Generic GOP	77	23	54
Vote Generic DEM	23	77	-54
Undecided	45	55	-10
Voted Trump	77	23	55
Voted Biden	27	73	-46
Right Direction	27	72	-44
Wrong Track	69	30	39
Approve Biden	28	72	-44
Disapprove Biden	78	22	56
Republican	70	30	39
Democrat	34	66	-32
Independent	49	50	0
Independent Men	50	50	0
Independent Women	49	50	-1
Liberal	23	77	-54
Moderate	48	52	-3
Conservative	73	25	48
Single	43	56	-13
Married	52	48	4
Non-College	55	45	10
College Grad/PG	46	54	-8
White	53	47	6
Hispanic	49	50	-1
Black	41	59	-18
18-40	50	48	2
41-55	55	45	10
56+	50	50	-1
Men	50	50	0
Women	52	47	5
Urban	50	49	1
Rural	60	39	22
Suburban	48	52	-5
Suburban Women	46	55	-9

Which of the following positions on current issues most represents your views? (Split Sample A n750)

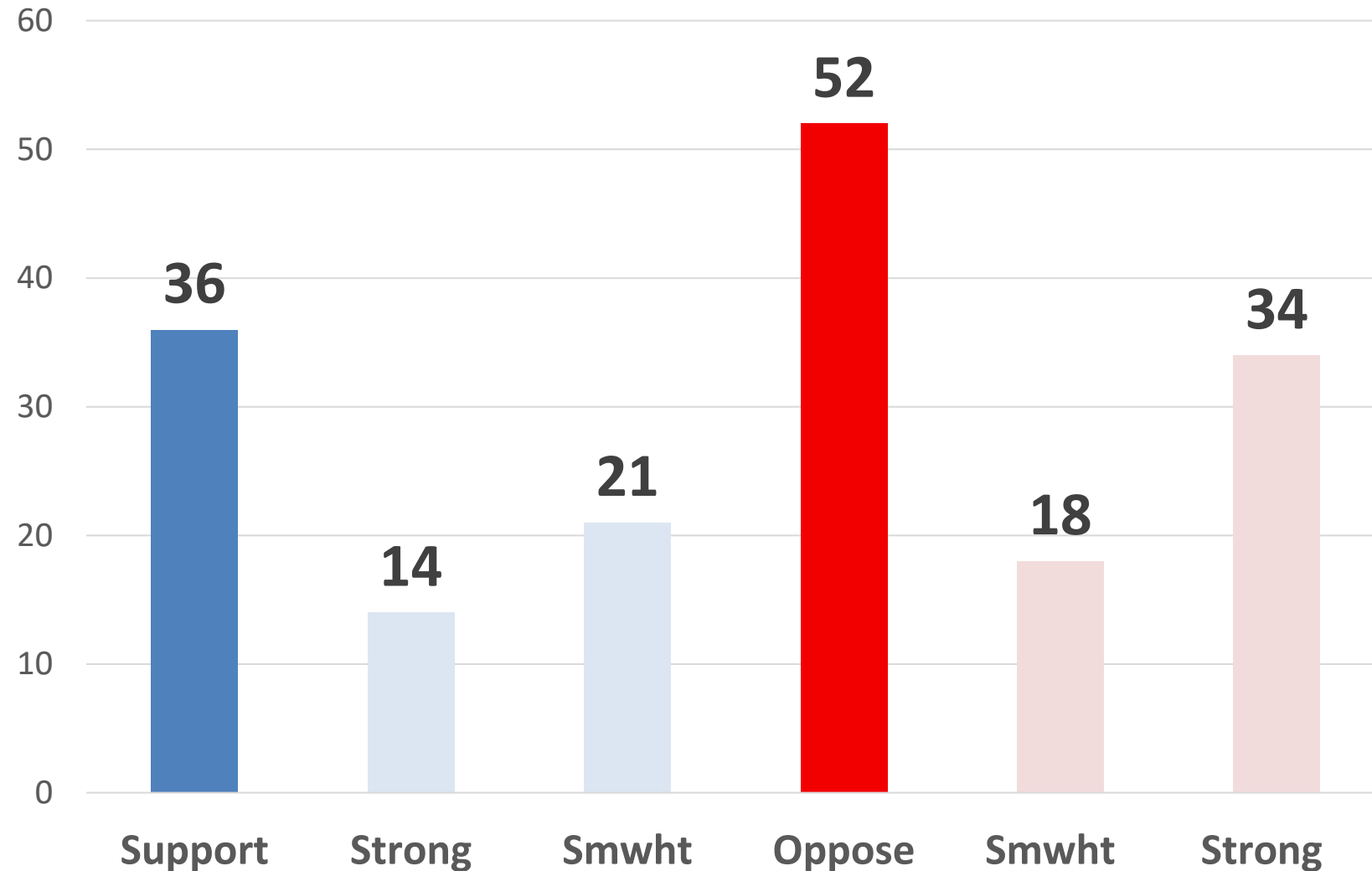
1. With regards to the COVID-19 pandemic, our elected leaders should defer to the expertise of public health officials

2. With regards to the COVID-19 pandemic, our elected leaders should try to balance public health concerns with the needs of families, students, and local businesses.



	Health Officials	Balance	Net
TOTAL	47	52	-5
Usually DEM	57	44	13
Usually GOP	37	61	-24
Ticket Splitter	48	52	-4
Ticket Splitting Men	53	48	5
Ticket Splitting Women	43	57	-14
Vote Generic GOP	35	64	-28
Vote Generic DEM	60	40	21
Undecided	52	49	3
Voted Trump	36	64	-28
Voted Biden	58	42	16
Right Direction	53	47	5
Wrong Track	43	56	-14
Approve Biden	57	43	14
Disapprove Biden	36	63	-27
Republican	42	57	-15
Democrat	55	45	11
Independent	46	54	-8
Independent Men	49	51	-2
Independent Women	43	57	-14
Liberal	56	44	13
Moderate	48	52	-4
Conservative	41	59	-18
Single	42	58	-16
Married	48	51	-3
Non-College	44	55	-11
College Grad/PG	52	49	3
White	50	49	2
Hispanic	39	61	-22
Black	35	65	-29
18-40	37	63	-26
41-55	42	57	-14
56+	55	44	11
Men	49	51	-2
Women	46	54	-9
Urban	43	57	-14
Rural	42	57	-15
Suburban	52	48	4

Acknowledging White privilege (Split Sample B n750)



	Support	Oppose	Net
TOTAL	36	52	-16
Usually DEM	50	40	10
Usually GOP	24	65	-41
Ticket Splitter	34	51	-17
Ticket Splitting Men	34	51	-17
Ticket Splitting Women	33	50	-17
Vote Generic GOP	29	61	-32
Vote Generic DEM	48	42	7
Undecided	29	51	-22
Voted Trump	25	63	-38
Voted Biden	46	41	5
Right Direction	49	38	10
Wrong Track	25	63	-37
Approve Biden	46	40	6
Disapprove Biden	24	66	-42
Republican	33	56	-23
Democrat	49	43	6
Independent	30	55	-25
Independent Men	27	59	-31
Independent Women	33	51	-19
Liberal	57	34	22
Moderate	33	52	-19
Conservative	26	64	-37
Single	44	43	1
Married	34	57	-23
Non-College	34	52	-18
College Grad/PG	38	52	-14
White	33	54	-22
Hispanic	46	46	0
Black	48	40	8
18-40	46	45	1
41-55	35	56	-21
56+	30	54	-24
Men	36	54	-18
Women	36	50	-14
Urban	44	42	2
Rural	35	52	-17
Suburban	32	57	-25
Suburban Women	33	56	-23

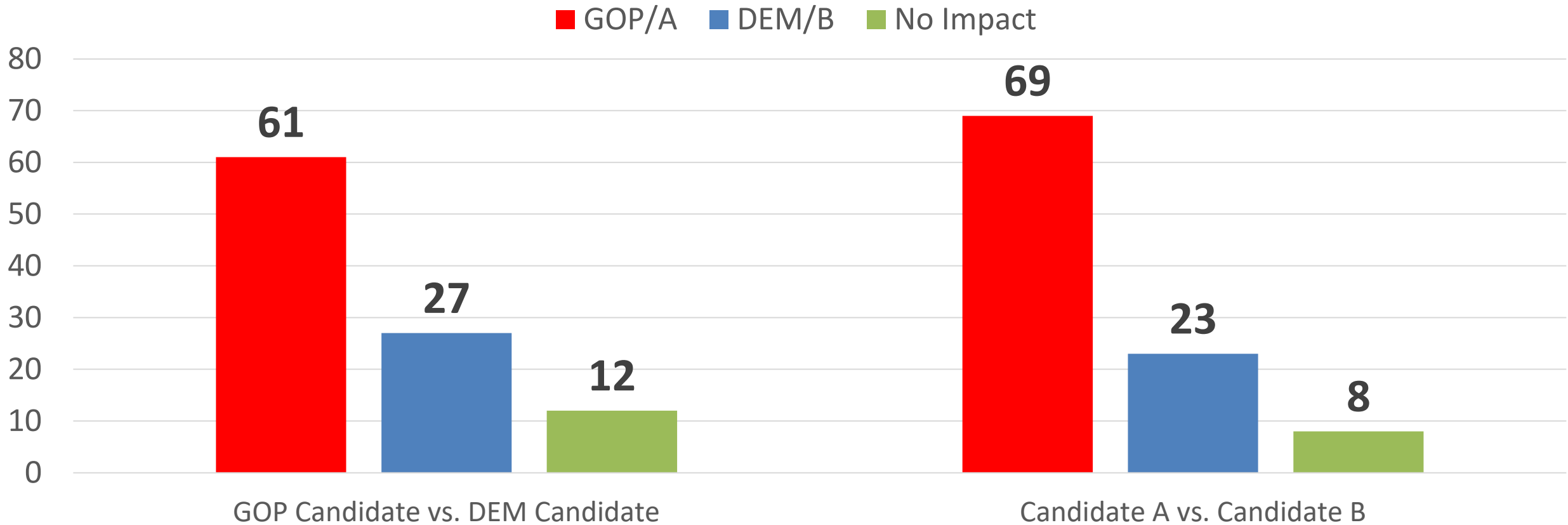


Issue Contrast With/Without Party

Which of the following candidates are you more likely to vote for congress?
(Split Sample n750)

A REPUBLICAN CANDIDATE/CANDIDATE A who supports requiring able-bodied adults to work or go to school to qualify for taxpayer funded benefits such as food stamps, health care, or welfare.

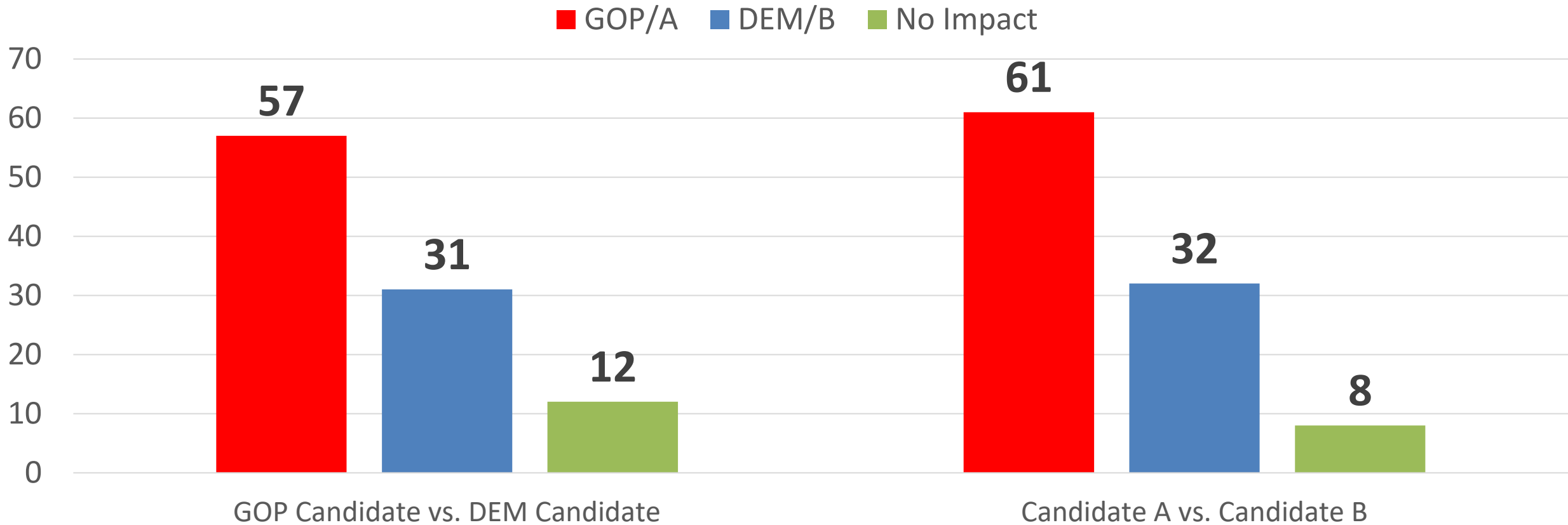
A DEMOCRAT CANDIDATE/CANDIDATE B who supports providing financial assistance to all parents with children even if they are not working or going to school.



Which of the following candidates are you more likely to vote for congress?
(Split Sample n750)

A REPUBLICAN CANDIDATE/CANDIDATE A who supports mandatory deportation for non-citizen gang members.

A DEMOCRAT CANDIDATE/CANDIDATE B who supports guaranteeing non-citizens due process and protecting them from racial profiling.

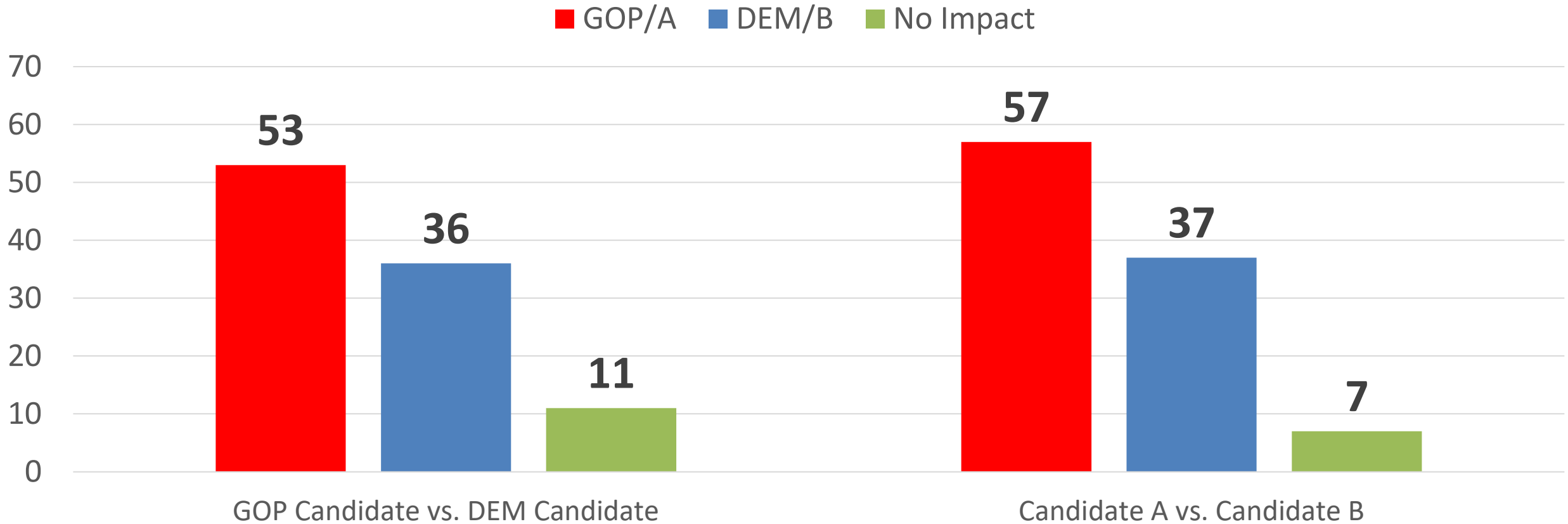


Which of the following candidates are you more likely to vote for congress?

(Split Sample n750)

A REPUBLICAN CANDIDATE/CANDIDATE A who supports requiring photo ID to vote and signature verification for any mail-in ballot voting.

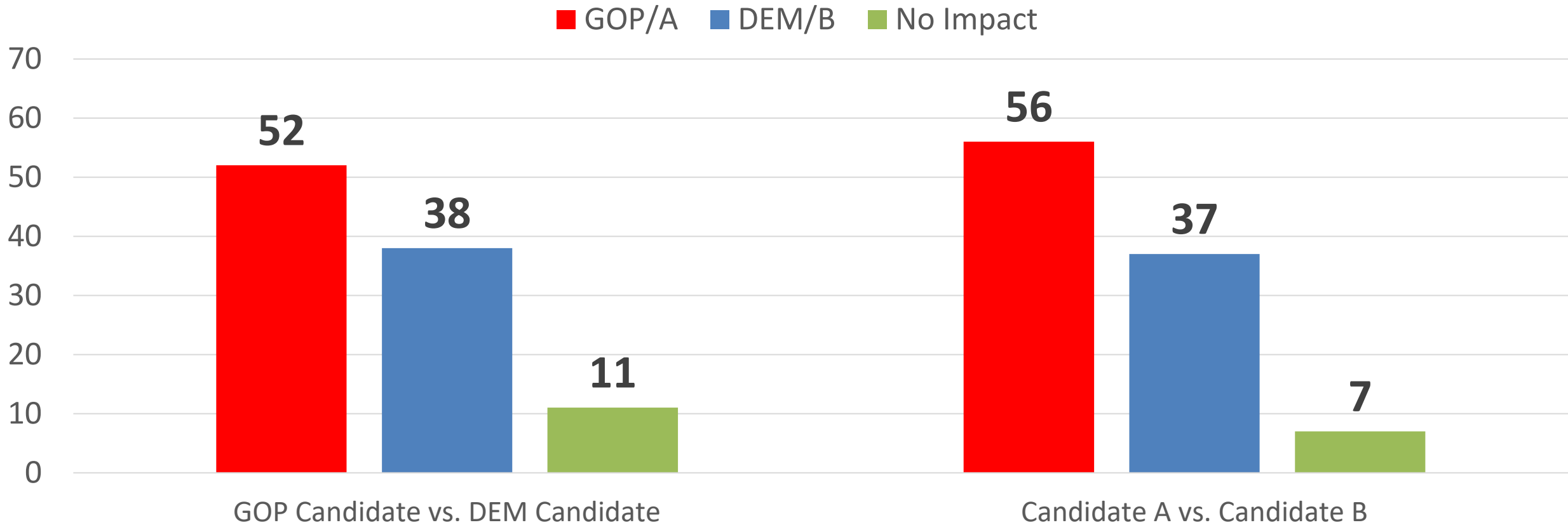
A DEMOCRAT CANDIDATE/CANDIDATE B who supports making election day a federal holiday and expanding opportunities to vote early and by mail.



Which of the following candidates are you more likely to vote for congress?
(Split Sample n750)

A REPUBLICAN CANDIDATE/CANDIDATE A who supports cutting government spending to balance the budget and control inflation.

A DEMOCRAT CANDIDATE/CANDIDATE B who supports increasing government spending to fund priorities like infrastructure, the environment, and social services.

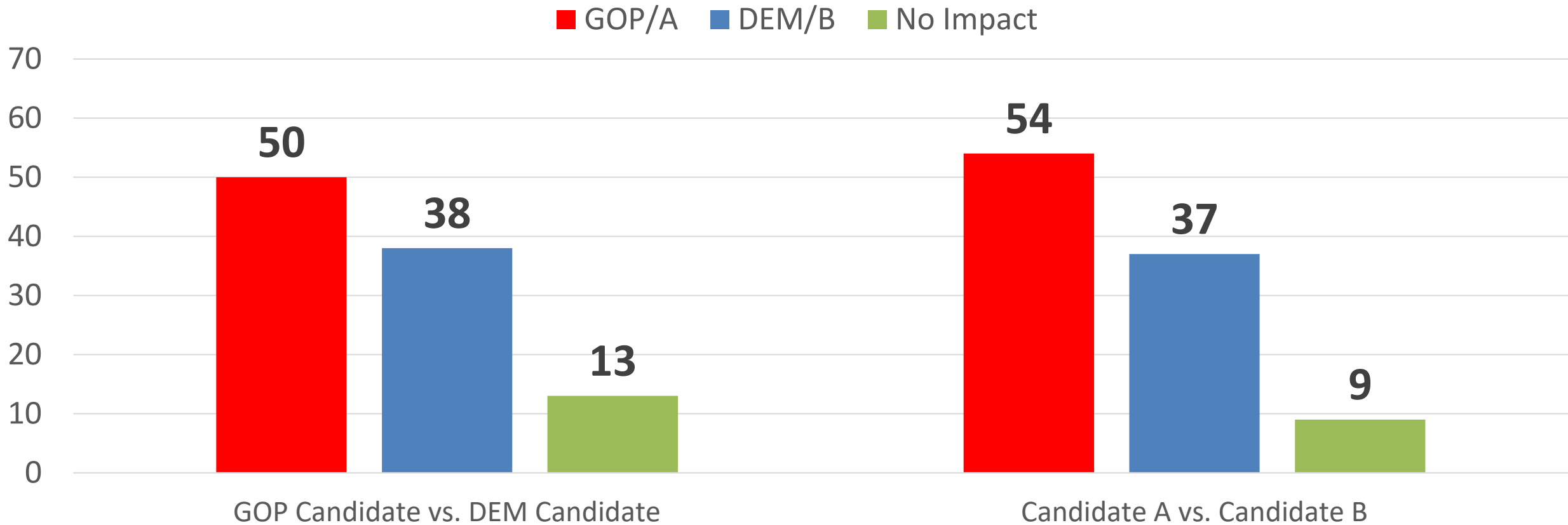


Which of the following candidates are you more likely to vote for congress?

(Split Sample n750)

A REPUBLICAN CANDIDATE/CANDIDATE A who supports cutting health care costs through price transparency, consumer choice, and private sector competition.

A DEMOCRAT CANDIDATE/CANDIDATE B who supports allowing the federal government to negotiate better prices on behalf of patients.

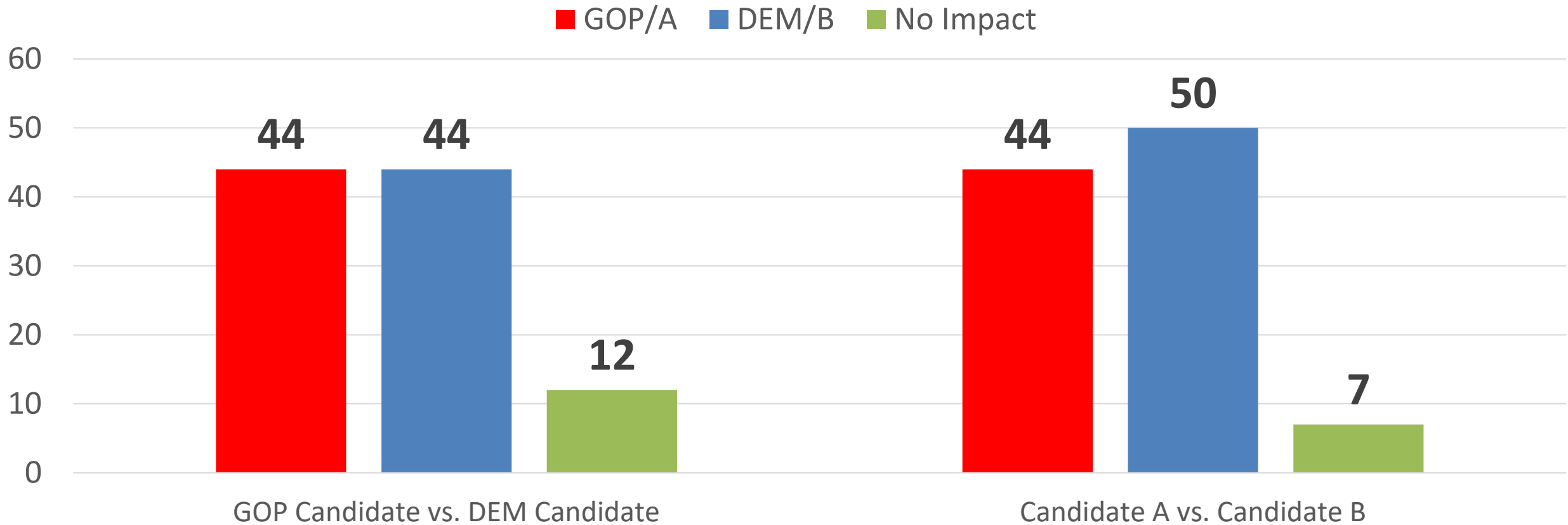


Which of the following candidates are you more likely to vote for congress?

(Split Sample n750)

A REPUBLICAN CANDIDATE/CANDIDATE A who supports maximizing our oil and gas production to keep America energy independent.

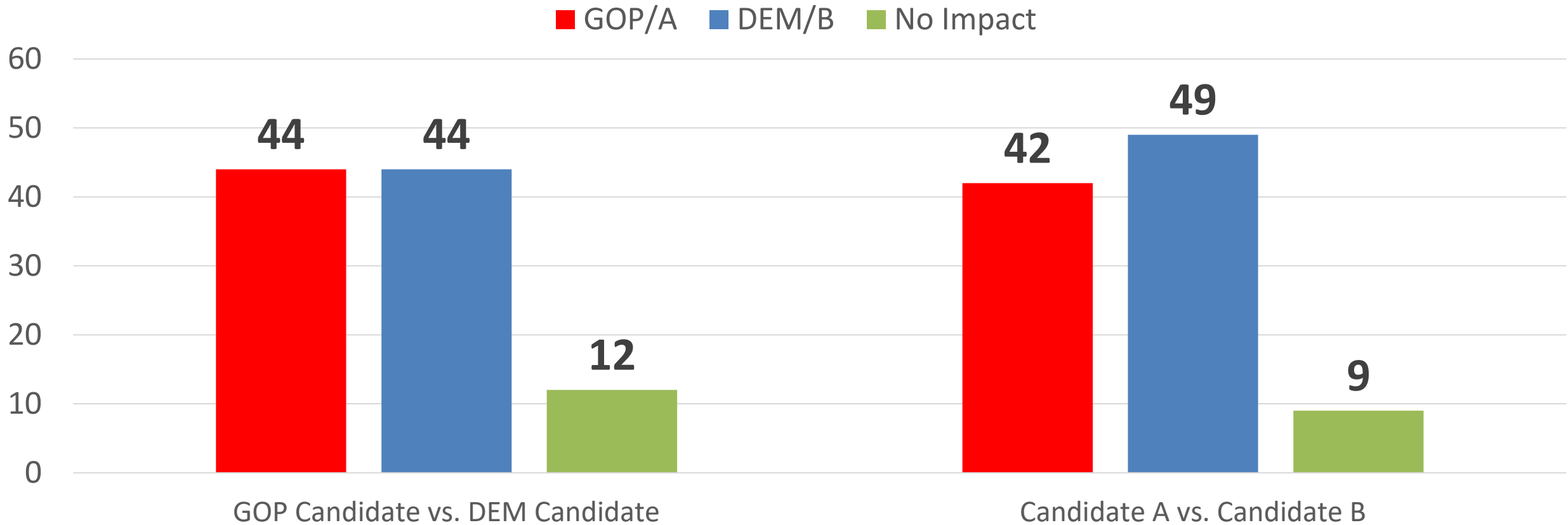
A DEMOCRAT CANDIDATE/CANDIDATE B who supports maximizing our transition to renewable energy to combat climate change.



Which of the following candidates are you more likely to vote for congress?
(Split Sample n750)

A REPUBLICAN CANDIDATE/CANDIDATE A who supports allowing school choice for every American child.

A DEMOCRAT CANDIDATE/CANDIDATE B who supports more funding for public education and raising teacher salaries.



Which of the following candidates are you more likely to vote for congress?

(Split Sample n750)

A REPUBLICAN CANDIDATE/CANDIDATE A who supports keeping society open and thinks getting vaccinated and wearing a mask is a personal choice.

A DEMOCRAT CANDIDATE/CANDIDATE B who supports mask mandates, mandatory COVID vaccinations, and more lockdowns if public health officials recommend it.

