

# HARVARD CAPS HARRIS POLL



Field Dates: April 27-29, 2021

## SURVEY METHOD

This survey was conducted online within the United States from **Field Dates: April 27-29, 2021** among **1,872 registered voters** by The Harris Poll.

Results were weighted for age within gender, region, race/ethnicity, marital status, household size, income, employment, education, political party, and political ideology where necessary to align them with their actual proportions in the population. Propensity score weighting was also used to adjust for respondents' propensity to be online.

*The poll was supervised by pollsters:*

**Mark Penn** (Chairman, The Harris Poll)

**Dritan Nesho** (CEO, HarrisX)

**Prof. Stephen Ansolabehere** (CAPS Director, Harvard)

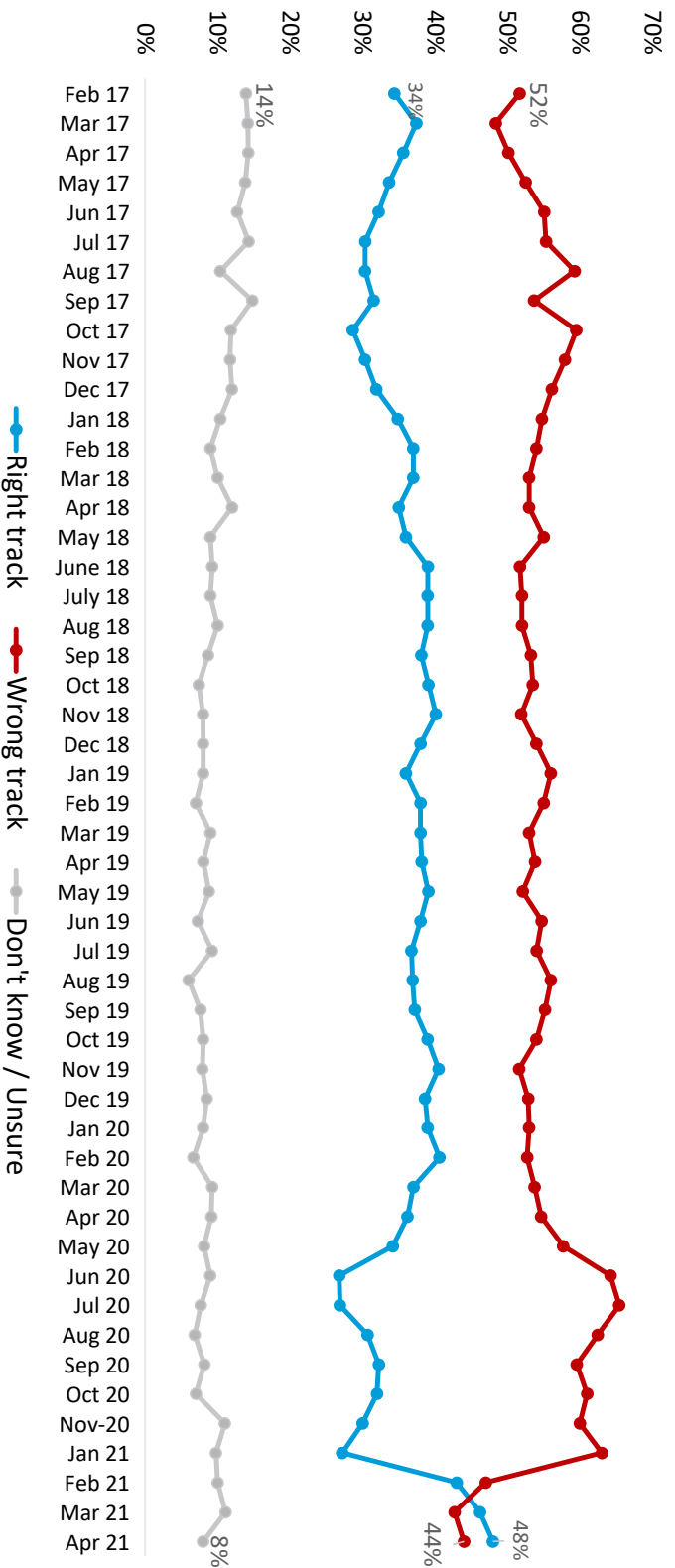


APPROVAL AND  
MOOD OF COUNTRY



# PLURALITY OF AMERICAN VOTERS SAY THE COUNTRY IS ON THE 'RIGHT TRACK'

Country: Right Track / Wrong Track



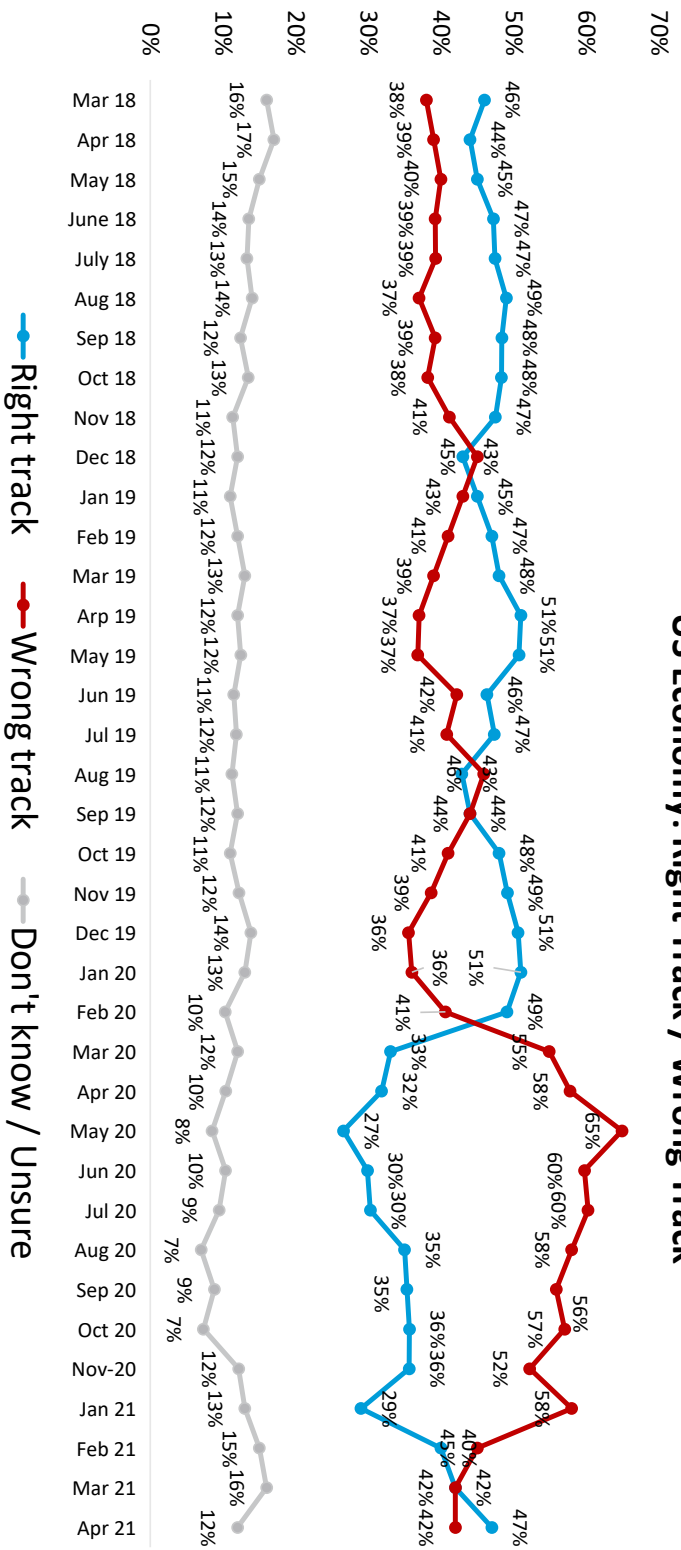
% Who Say "Right Track"

	10/20	01/21	02/21	03/21	04/21
GOP	64%	34%	26%	24%	25%
DEM	13%	27%	68%	73%	75%
IND	23%	19%	34%	39%	41%

BASE: Registered Voters (n= 1,872)  
M1 in general, do you think the country is on the right track or is it off on the wrong track?

# FOR THE FIRST TIME SINCE THE COVID-19 OUTBREAK, AMERICANS ARE NOW MORE LIKELY TO SAY THE AMERICAN ECONOMY IS ON THE RIGHT TRACK TOO

## US Economy: Right Track / Wrong Track



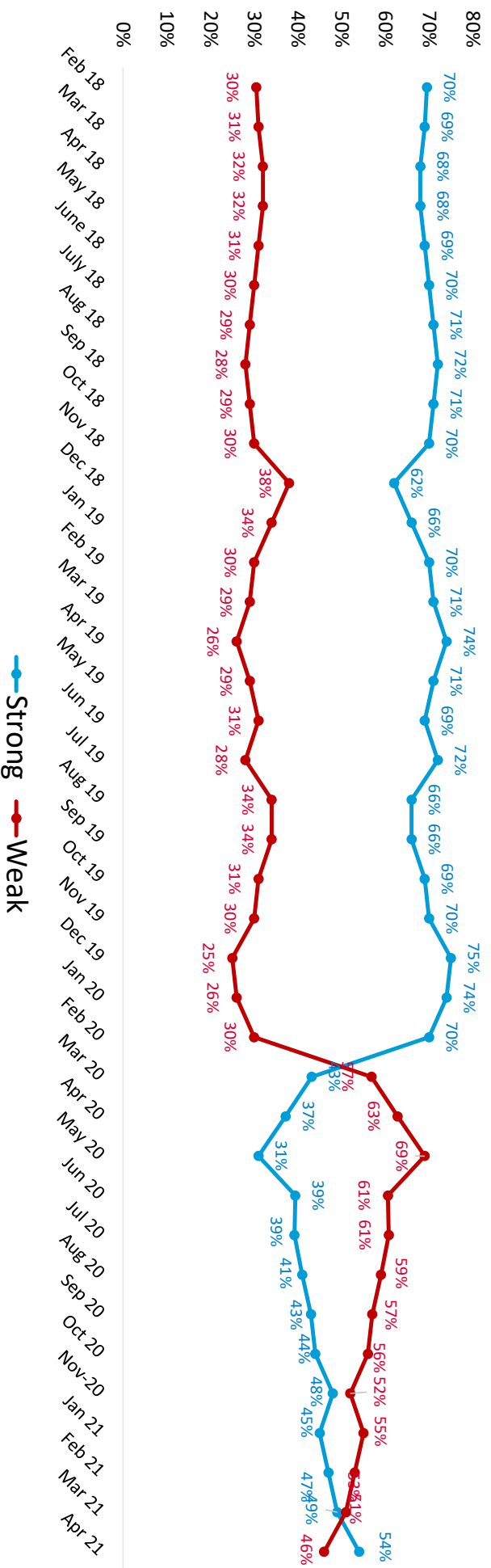
### % Who Say "Right Track"

	10/20	01/21	02/21	03/21	04/21
GOP	68%	39%	26%	25%	28%
DEM	17%	25%	60%	64%	70%
IND	26%	23%	34%	34%	39%

BASE: Registered Voters (n= 1,872)  
M2 In general, do you think the American economy is on the right track or is it off on the wrong track?

# PERCEIVED STRENGTH OF THE ECONOMY IS OVER 50 PERCENT AND CONTINUES TO GROW, ALTHOUGH STILL SHORT OF THE PRE-PANDEMIC TREND


How strong do you think the U.S. economy is today?



BASE: Registered Voters (n=1,872)  
 13 How strong do you think the U.S. economy is today?

# MORE AMERICAN VOTERS SAY THEIR FINANCIAL SITUATION IS IMPROVING

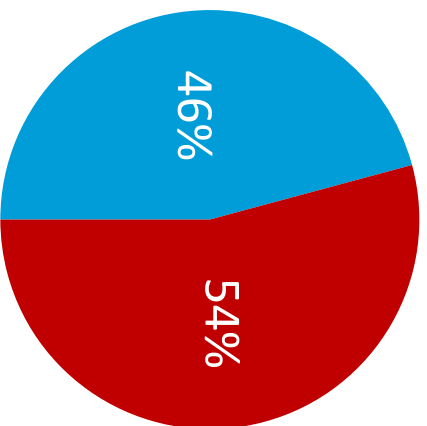
Would you say that your personal financial situation is improving or getting worse?



BASE: Registered Voters (n=1,872)  
 14 Would you say that your personal financial situation is improving or getting worse?

# VOTERS MORE LIKELY TO CREDIT VACCINE OVER BIDEN POLICIES FOR THE ECONOMIC RECOVERY

**Do you think the economy is improving primarily because of the policies of the Biden administration or primarily because we have a vaccine?**



■ Policies of the Biden administration ■ Vaccine

Column %	Democrat	Republican	IND/OTH
Policies of the Biden administration	68%	23%	45%
Vaccine	32%	77%	55%

**BASE: Registered Voters (n=1,872)**

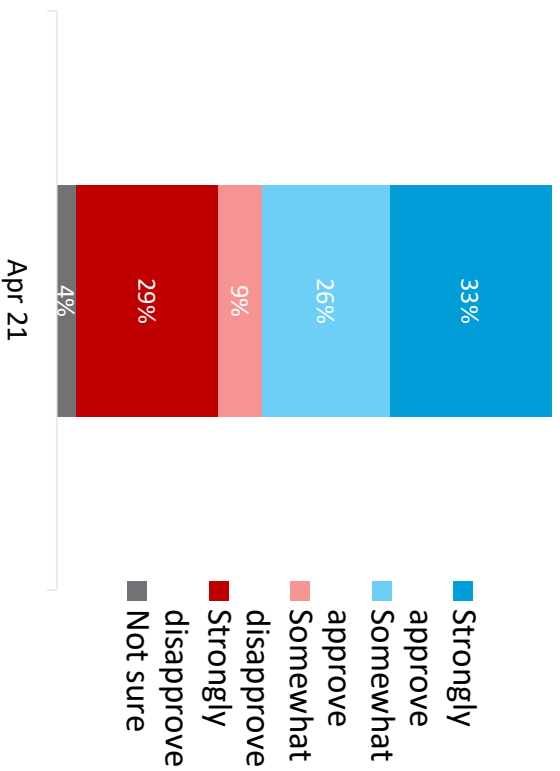
12: 12: Do you think the economy is improving primarily because of the policies of the Biden administration or primarily because we have a vaccine?



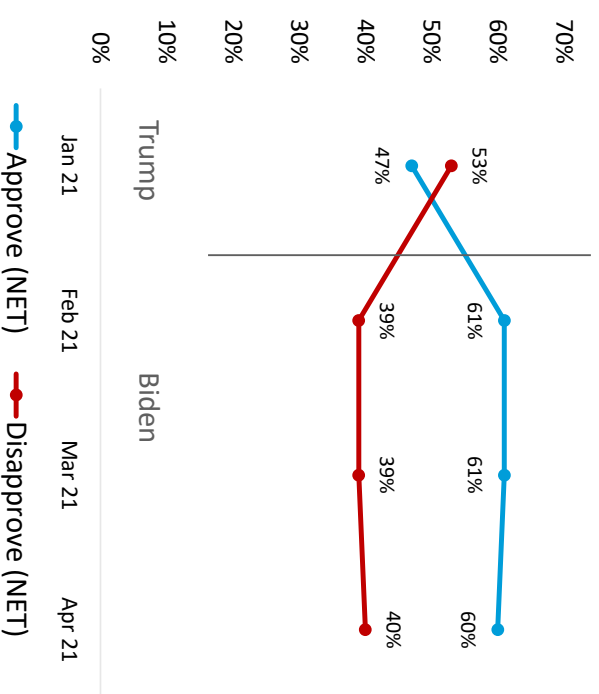
# BIDEN'S IS STILL IN HIS POST-ELECTION HONEYMOON

## President Biden Overall Approval (Split Sample)

**59%**  
(with not sure option)



**60%**  
(in our trended view)



BASE: Registered Voters (n=1,872)  
M3 Do you approve or disapprove of the job Joe Biden is doing as President of the United States?

# VOTERS CREDIT BIDEN IN MANY AREAS, IN PARTICULAR HANDLING COVID-19 AND ADMINISTERING THE GOVERNMENT; HE IS WEAKEST ON IMMIGRATION

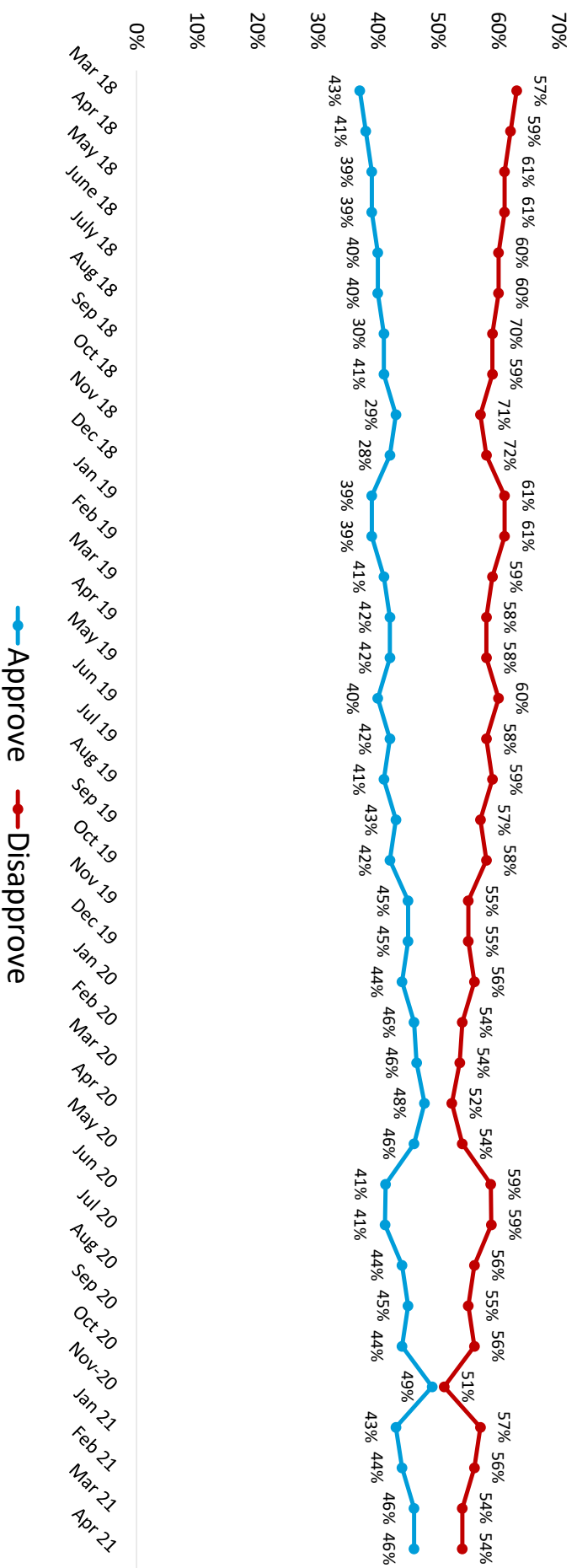
**Approve Biden on...  
(Strongly or Somewhat Approve)**

	January 2021 (Trump)	February 2021 (Biden)	March 2021	April 2021
The Economy	56%	61%	60%	60%
Stimulating Jobs	58%	58%	59%	59%
Fighting Terrorism	55%	59%	59%	58%
Immigration	52%	56%	48%	52%
Foreign Affairs	52%	61%	56%	58%
Administering the Gov't	49%	62%	60%	62%
Reacting to coronavirus	47%	68%	71%	69%
Dealing with violence and crime in the country				55%

BASE: Registered Voters (n=1,872)  
M3A Do you approve or disapprove of the job President Biden is doing on ...?

# GOP APPROVAL REMAINS STEADY IN THE MID 40S

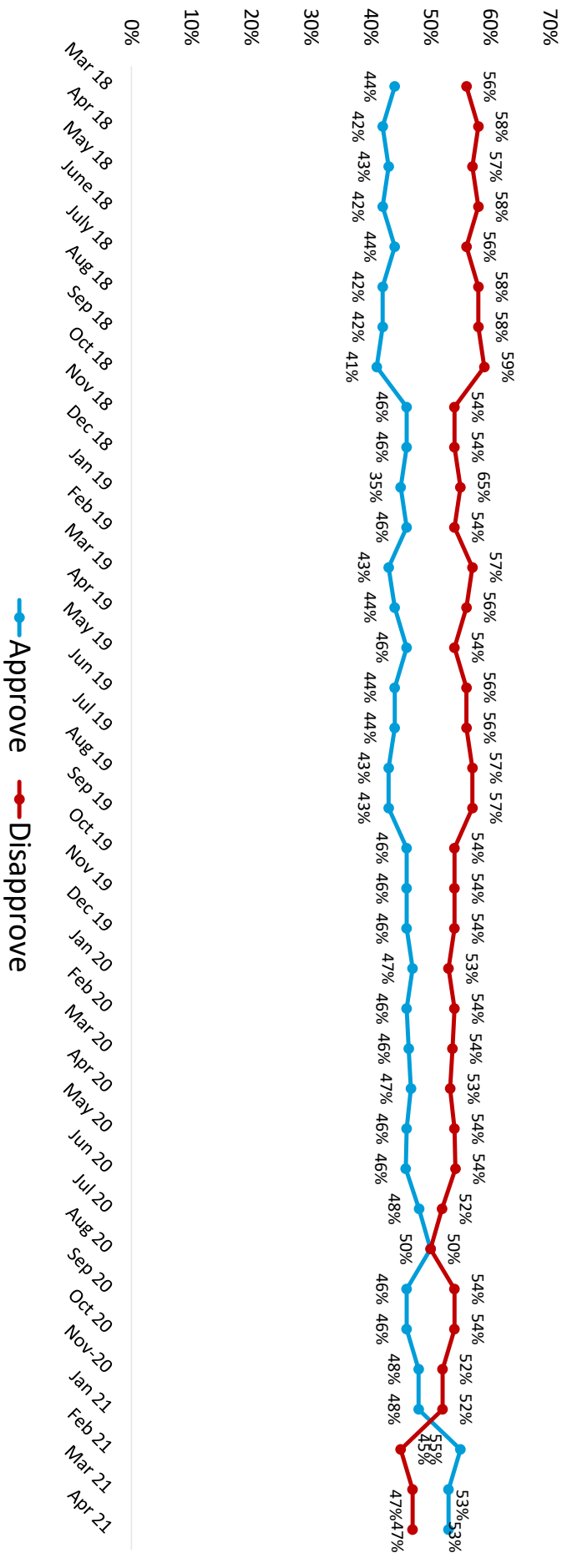
## GOP Approval



BASE: Registered Voters (n=1,872)  
 M4 Do you approve or disapprove of the way the Republican Party is handling its job?

# DEMOCRATIC PARTY APPROVAL REMAINS ABOVE 50%

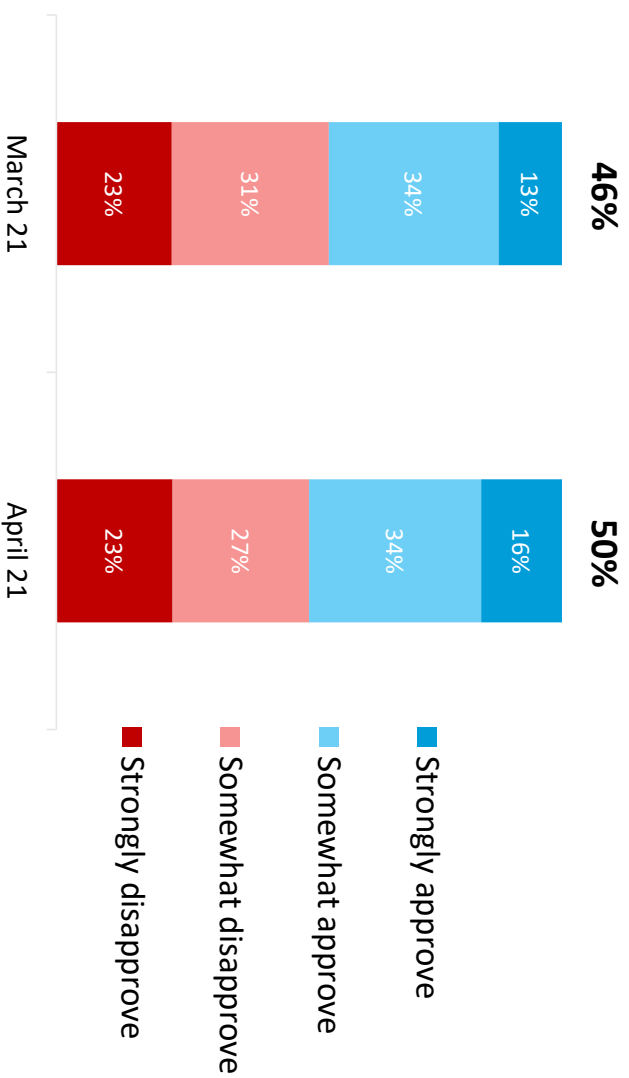
## Democratic Party Approval



BASE: Registered Voters (n=1,872)  
 M5 Do you approve or disapprove of the way the Democratic Party is handling its job?

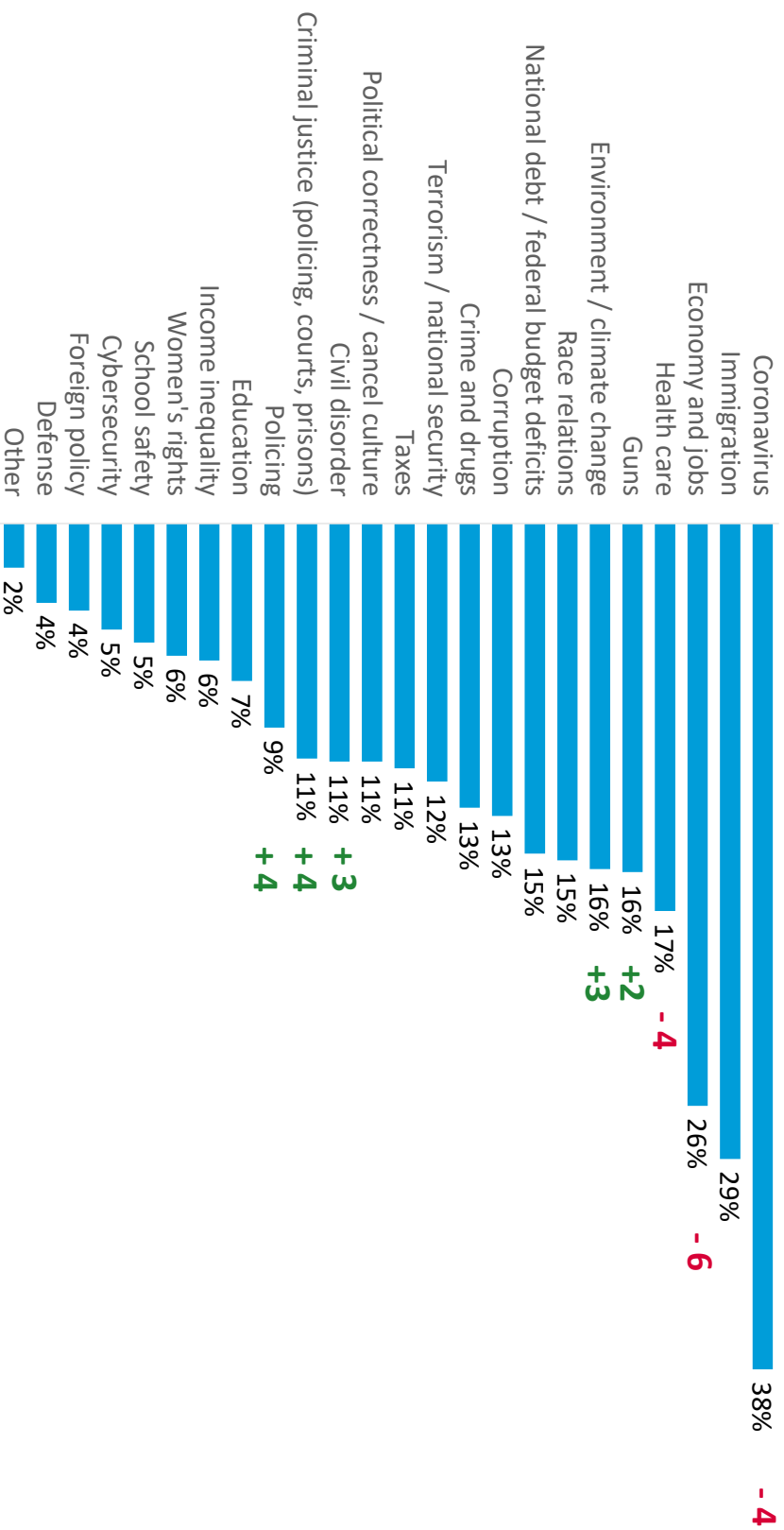
## CONGRESSIONAL APPROVAL IS NOW NEAR THE HALFWAY MARK

Do you approve or disapprove of the way Congress is doing its job?



# CORONAVIRUS REMAINS THE TOP ISSUE FACING THE COUNTRY, FOLLOWED BY IMMIGRATION AND JOBS

What would you say are the most important issues facing the country today? Please select three.

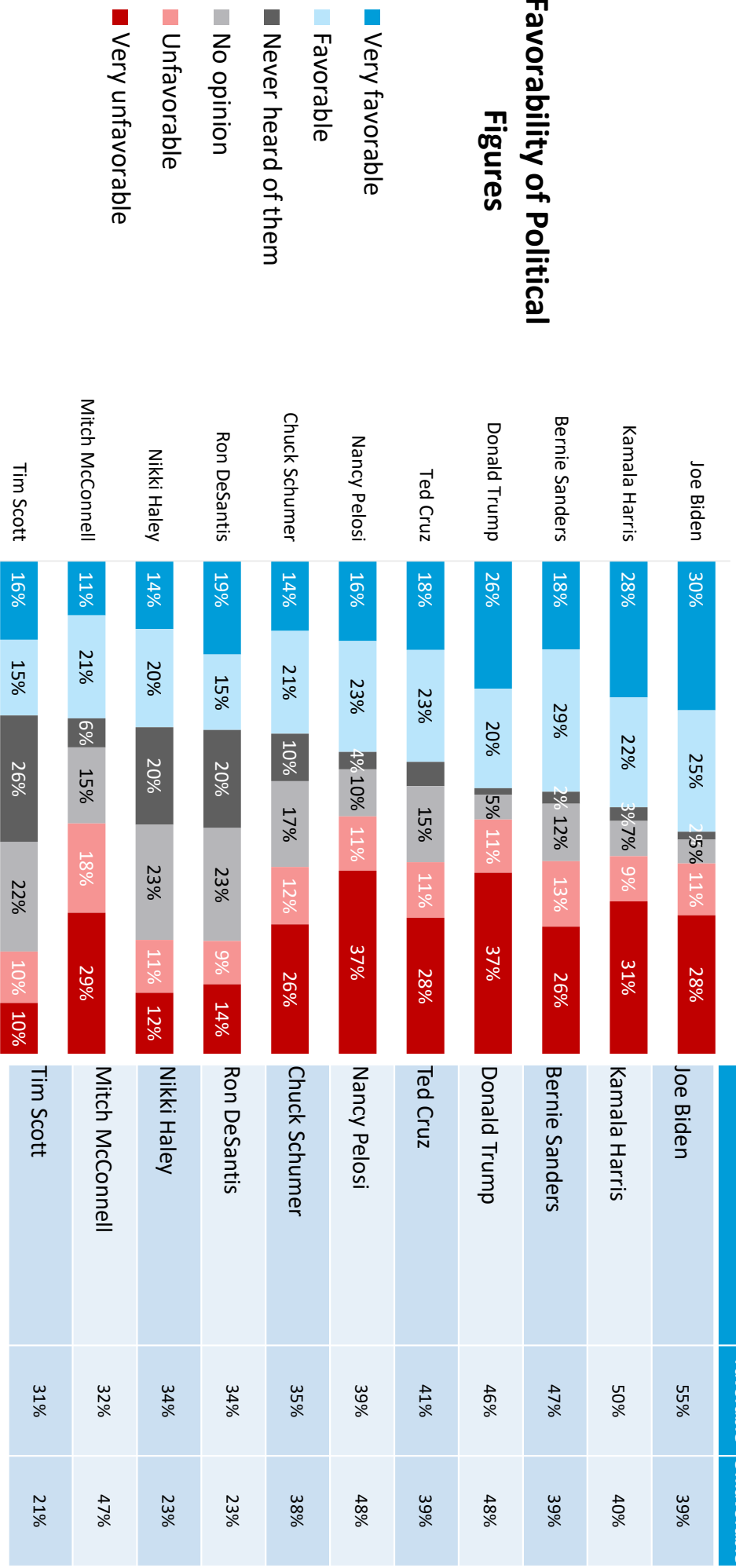


BASE: Registered Voters (n=2,093)

Q1. What would you say are the most important issues facing the country today? Please select three.

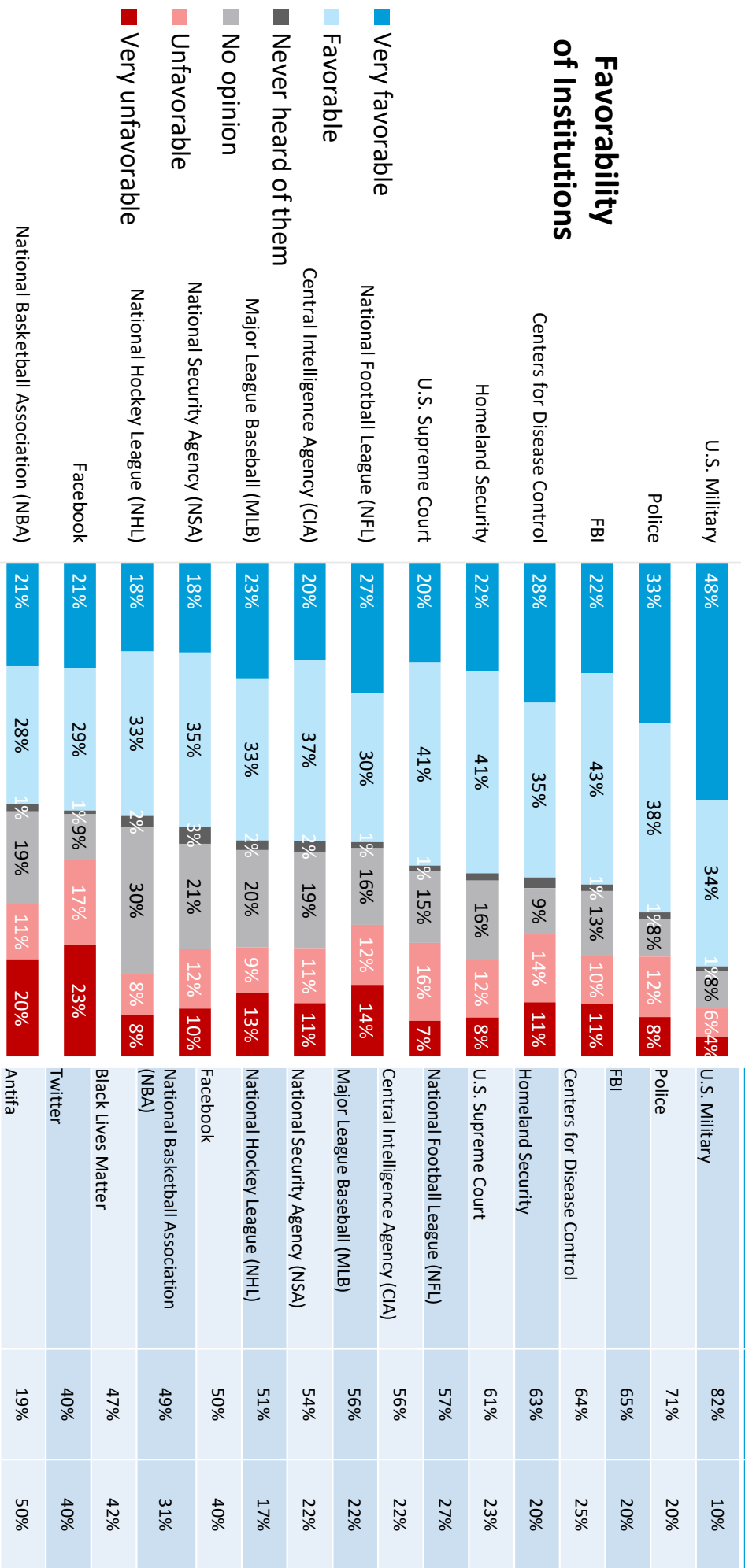
# BIDEN, HARRIS ARE NET FAVORABLE IN THE EYES OF VOTERS; MCCONNELL AND PELOSI ALL SHOW NET UNFAVORABILITY

## Favorability of Political Figures



BASE: Registered Voters (n=1,872)  
 Ft. Now we will show you some names. Please indicate if you have a favorable or unfavorable view of that person - or if you've never heard of them.

# GOVERNMENT INSTITUTIONS (MILITARY, POLICE, CDC, FBI, SCOTUS) TOP LIST OF FAVORABLE INSTITUTIONS



BASE: Registered Voters (n=1,872)  
 Ft. Now we will show you some names. Please indicate if you have a favorable or unfavorable view of that person - or if you've never heard of them.



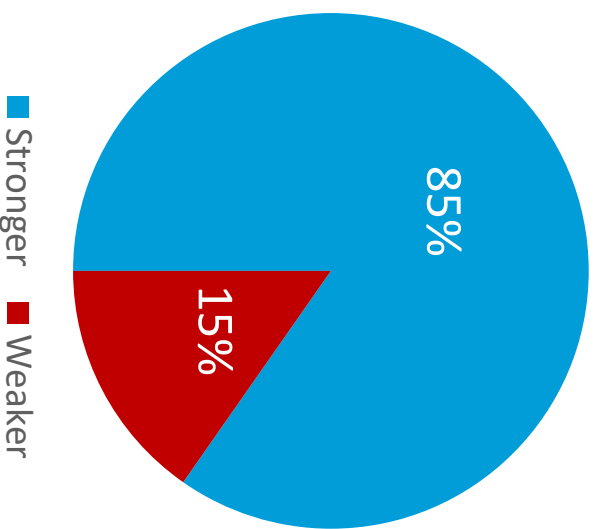


VOTERS  
ON THE ISSUES



# VAST MAJORITY OF AMERICAN VOTERS WANT STRONGER BORDERS

Do you want stronger or weaker borders?



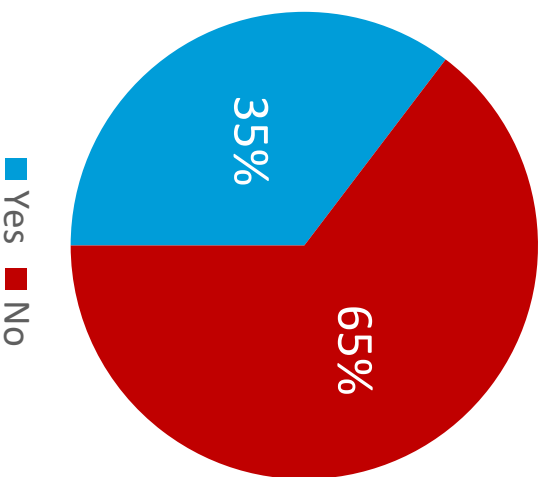
Column %	Republican	Democrat	IND/OTH
Stronger	95%	76%	82%
Weaker	5%	24%	18%

Column %	White	Black/AA	Hispanic	Asian
Stronger	89%	75%	80%	67%
Weaker	11%	25%	20%	33%

**BASE: Registered Voters (n=1,872)**  
 ISS1: Do you want stronger or weaker borders?  
 ISS2: Do you want transgender athletes to be able to play on girls teams or not?

# MOST VOTERS OBJECT TO TRANSGENDER YOUTHS PLAYING ON GIRLS' TEAMS

**Do you want transgender athletes to be able to play on girls teams or not?**



■ Yes ■ No

	Republican	Democrat	IND/OTH
Yes	18%	54%	34%
No	82%	46%	66%

	Male	Female
Yes	31%	39%
No	69%	61%

	18-34	35-49	50-64	65+
Yes	53%	37%	26%	27%
No	47%	63%	74%	73%

	Urban	Suburban	Rural
Yes	45%	34%	23%
No	55%	66%	77%

**BASE: Registered Voters (n=1,872)**  
 ISS1: Do you want stronger or weaker borders?  
 ISS2: Do you want transgender athletes to be able to play on girls teams or not?

# VOTERS SPLIT ON SPENDING MORE OR LESS ON SOCIAL PROGRAMS

**Do you want more or less spending on social programs?**



Column %	Republican	Democrat	IND/OTH
More spending	30%	74%	50%
Less spending	70%	26%	50%

Column %	White	Black/AA	Hispanic	Asian
More spending	46%	69%	61%	66%
Less spending	54%	31%	39%	34%

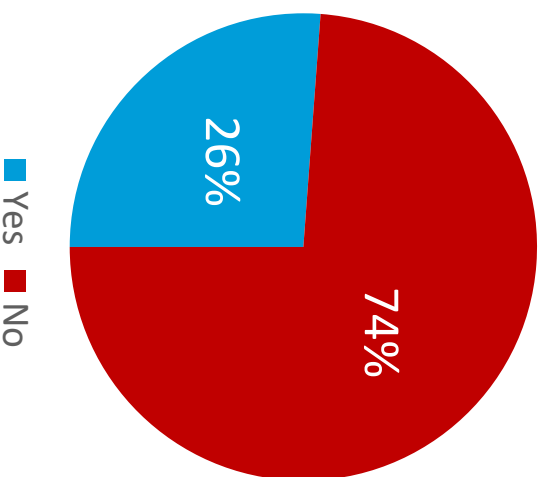
Column %	18-34	35-49	50-64	65+
More spending	62%	58%	48%	38%
Less spending	38%	42%	52%	62%

Column %	Urban	Suburban	Rural
More spending	65%	49%	34%
Less spending	35%	51%	66%

**BASE: Registered Voters (n=1,872)**  
 ISS3: Do you want more or less spending on social programs?  
 ISS4: Do you want the oil and gas industry in America put out of business or not?

# VOTERS SPLIT ON SPENDING MORE OR LESS ON SOCIAL PROGRAMS; AND MOST WANT THE OIL AND NATURAL GAS INDUSTRY TO STAY IN BUSINESS

**Do you want the oil and gas industry in America put out of business or no?**



Column %	Response		
	Republican	Democrat	IND/OTH
Yes	17%	36%	25%
No	83%	64%	75%

**BASE: Registered Voters (n=1,872)**  
 IS3: Do you want more or less spending on social programs?  
 IS4: Do you want the oil and gas industry in America put out of business or no?

## VOTERS ARE NARROWLY OPPOSED TO SPENDING \$2T ON CLIMATE CHANGE

**Do you think we should spend two trillion dollars on climate change now or spend much less on climate change programs?**



Column %	Republican	Democrat	IND/OTH
Spend \$2 trillion	27%	68%	47%
Spend much less	73%	32%	53%

Column %	White	Black/AA	Hispanic	Asian
Spend \$2 trillion	41%	67%	56%	64%
Spend much less	59%	33%	44%	36%

Column %	Urban	Suburban	Rural
Spend \$2 trillion	62%	43%	31%
Spend much less	38%	57%	69%


**BASE: Registered Voters (n=1,872)**

ISS5: Do you think we should spend two trillion dollars on climate change now or spend much less on climate change programs?

ISS6: Do you want to try to negotiate with Iran to go back to the Iran nuclear deal or keep up maximum pressure against Iran?

## VOTERS WANT TO KEEP UP PRESSURE ON IRAN

**Do you want to try to negotiate with Iran to go back to the Iran nuclear deal or keep up maximum pressure against Iran?**

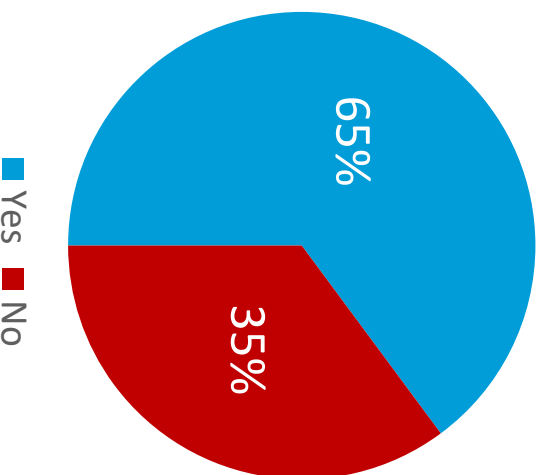


Column %	Republican	Democrat	IND/OTH
Negotiate	34%	61%	43%
Keep pressure	66%	39%	57%

**BASE: Registered Voters (n=1,872)**  
ISS5: Do you think we should spend two trillion dollars on climate change now or spend much less on climate change programs?  
ISS6: Do you want to try to negotiate with Iran to go back to the Iran nuclear deal or keep up maximum pressure against Iran?

## TWO-THIRDS WANT MORE SPENDING ON MEDICARE, CHILDCARE AND EDUCATION

**Do you want to spend more on Medicare, childcare and education or not?**



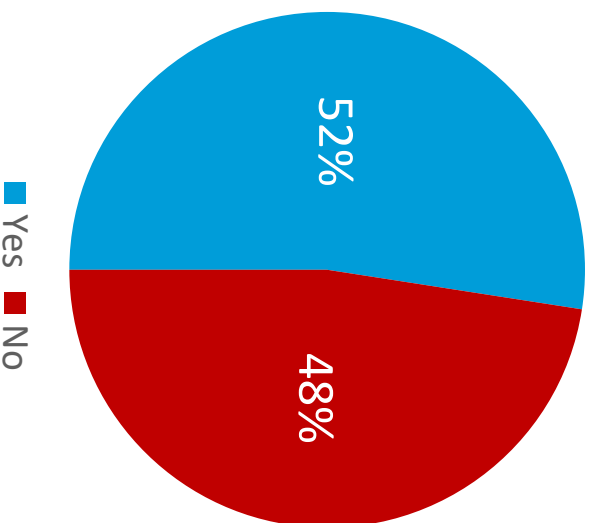
Column %	Republican	Democrat	IND/OTH
Yes	49%	82%	64%
No	51%	18%	36%

**BASE:** Registered Voters (n=1,872)  
**ISS:** Do you want to spend more on Medicare, childcare and education or not?



# VOTERS ARE SPLIT ON HOW WHETHER OR NOT WE ARE IN A 'CLIMATE EMERGENCY'

**Do you believe we are under a climate emergency?**



Column %	Republican	Democrat	IND/OTH
Yes	30%	74%	55%
No	70%	26%	45%

Column %	White	Black/AA	Hispanic	Asian
Yes	48%	65%	63%	68%
No	52%	35%	37%	32%

Column %	Urban	Suburban	Rural
Yes	66%	48%	42%
No	34%	52%	58%

**BASE: Registered Voters (n=1,872)**  
 ISS9: Do you believe we are under a climate emergency?

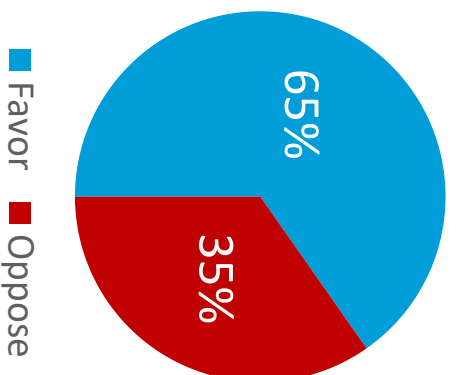


# TAXES & SPENDING PROGRAMS




# MOST AMERICANS SUPPORT SPENDING ON SOCIAL PROGRAMS, BUT WANT IT TO BE PAID FOR WITH AVAILABLE RESOURCES

**Do you favor or oppose significant new government expenditures on areas like healthcare, child care, home care and other social welfare areas?**



**Do you think such new spending should be limited to available resources or can we increase the deficit by over 2 trillion dollars to accommodate them?**



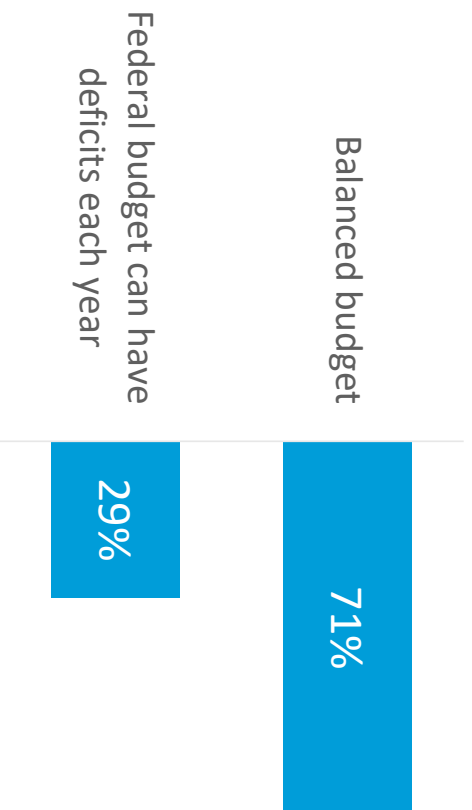
**BASE: Registered Voters (n=1,872)**

**B7:** Do you favor or oppose significant new government expenditures on areas like healthcare, child care, home care and other social welfare areas?

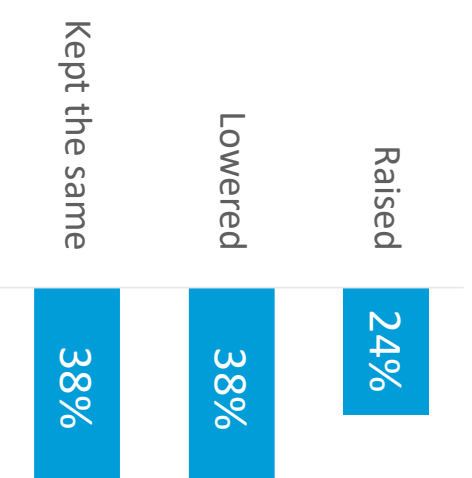
**B8:** Do you think such new spending should be limited to available resources or can we increase the deficit by over 2 trillion dollars to accommodate them?

## VOTERS SUPPORT LOWER OR SAME TAXES, BALANCED FEDERAL BUDGET

**Do you think that we should have a balanced budget or can the federal budget have deficits each year?**



**Do you think taxes overall should be raised, lowered or kept the same?**



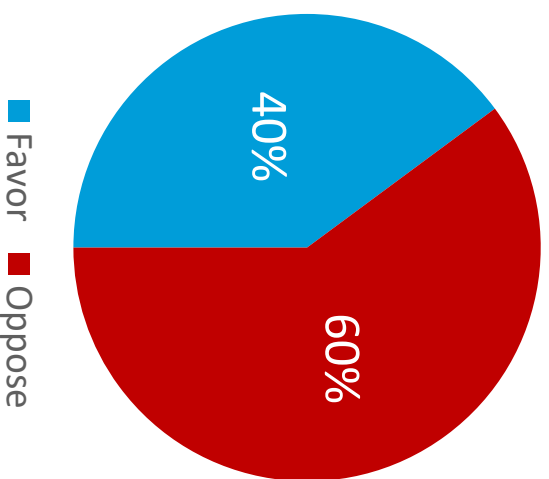
**BASE: Registered Voters (n=1,872)**

B9: Do you think that we should have a balanced budget or can the federal budget have deficits each year?

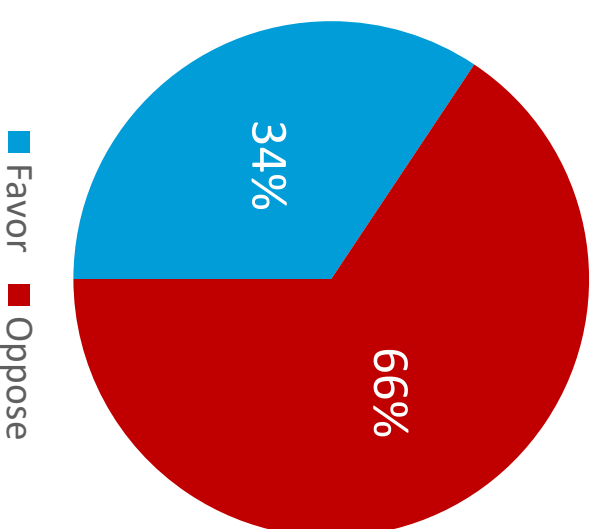
B10: Do you think taxes overall should be raised, lowered or kept the same?

## MOST AMERICAN VOTERS AGAINST RAISING TAXES

**Do you favor or oppose raising taxes at the federal level?**



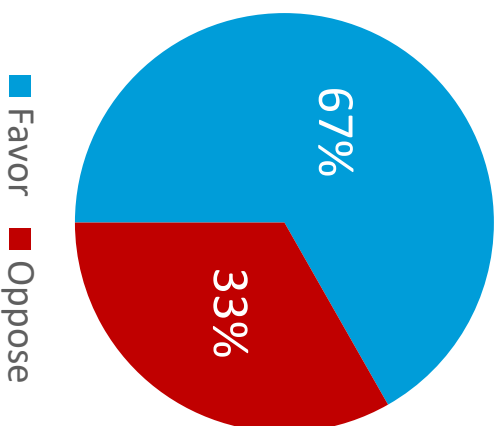
**Do you favor or oppose raising income taxes?**




**BASE: Registered Voters (n=1,872)**  
B11: Do you favor or oppose raising taxes at the federal level?  
B12: Do you favor or oppose raising income taxes?

# MOST AMERICANS SUPPORT HIGHER TAXES ON THE WEALTHY; VOTERS ARE SPLIT ON WHETHER THAT INCREASE WOULD AFFECT OTHER GROUPS

**Do you favor or oppose raising income taxes on individuals making over \$200,000 or households making over \$400,000 a year?**



**Do you think tax increases that are supposed to affect just the wealthy will be limited to those groups or will their impact be broader?**



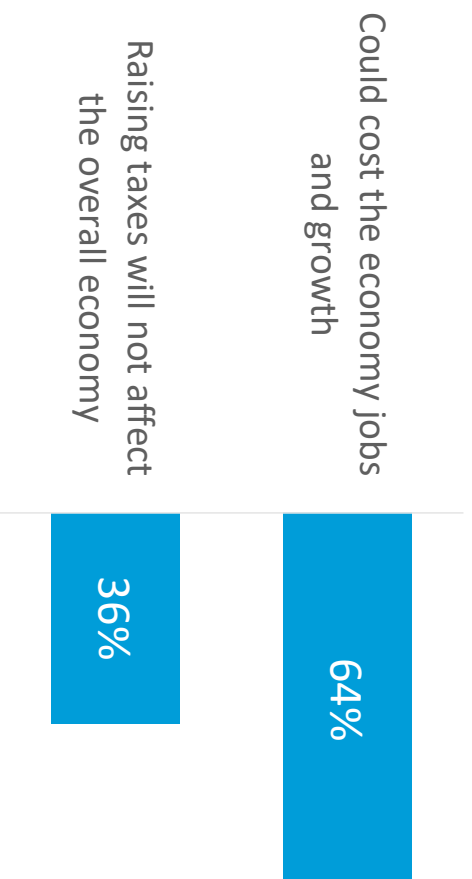
**BASE: Registered Voters (n=1,872)**

**B1.3:** Do you favor or oppose raising income taxes on individuals making over \$200,000 or households making over \$400,000 a year?

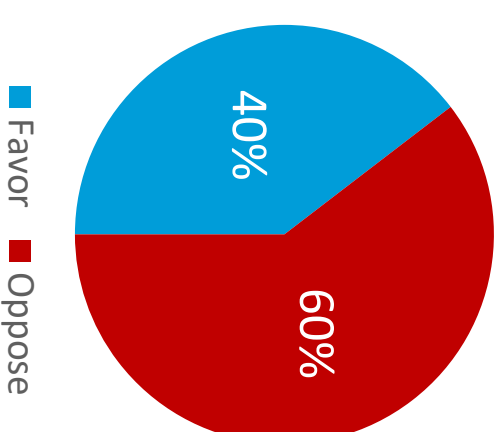
**B1.4:** Do you think tax increases that are supposed to affect just the wealthy will be limited to those groups or will their impact be broader?

# AMERICANS WORRIED ABOUT IMPACT OF TAX HIKES ON ECONOMY, MAJORITY OPPOSED TO INCREASE IN CAPITAL GAINS TAX

**Do you think raising taxes now could cost the economy jobs and growth or do you think raising taxes now will not affect the overall economy?**



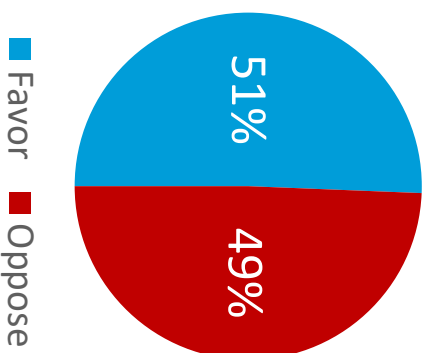
**Do you favor or oppose raising the taxes on capital gains from selling houses, businesses, and stocks to over 43 percent?**



**BASE: Registered Voters (n=1,872)**  
B15: Do you think raising taxes now could cost the economy jobs and growth or do you think raising taxes now will not affect the overall economy?  
B16: Do you favor or oppose raising the taxes on capital gains from selling houses, businesses, and stocks to over 43 per cent?

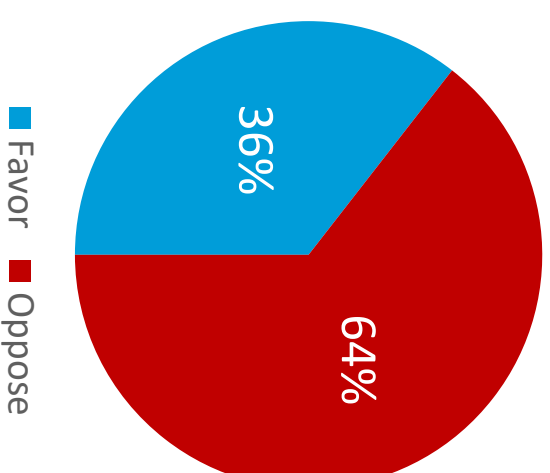
## VOTERS SPLIT ON INCREASING CORPORATE TAX, OPPOSED TO HIGHER GAS TAX

**Do you favor or oppose raising the corporate tax rate from 21 percent to 28 percent?**



Column %	Republican	Democrat	IND/OTH
Favor	31%	70%	50%
Oppose	69%	30%	50%

**Do you favor or oppose increasing taxes on the use of gasoline and other fossil fuels?**



**BASE: Registered Voters (n=1,872)**

**B17: Do you favor or oppose raising the corporate tax rate from 21 percent to 28 percent?**

**B18: Do you favor or oppose increasing taxes on the use of gasoline and other fossil fuels?**



## VOTERS SPLIT ON WHETHER DEMOCRATS' SPENDING IS PROPORTIONATE TO COUNTRY'S PROBLEMS

**Do you think that democrats are going back to the politics of a big tax and spend welfare state or are the Democrats simply proposing big programs to deal effectively with the country's big problems?**




Column %	Republican	Democrat	IND/OTH
Going back to a big tax-and-spend welfare state	71%	33%	52%
Proposing big programs to deal with the country's big problems	29%	67%	48%

**BASE:** Registered Voters (n=1,872)

**B21:** Do you think that democrats are going back to the politics of a big tax and spend welfare state or are the Democrats simply proposing big programs to deal effectively with the country's big problems?

# MOST AMERICANS SUPPORT SOME INFRASTRUCTURE SPENDING; A MAJORITY WANT A BIPARTISAN BILL

**How much should Congress spend on a new infrastructure bill, or should they not pass one?**



**Should a new infrastructure reform bill be passed only with bipartisan support or would you support democrats pushing one through Congress using parliamentary techniques and a razor-thin majority in both houses?**



**BASE: Registered Voters (n=1,872)**

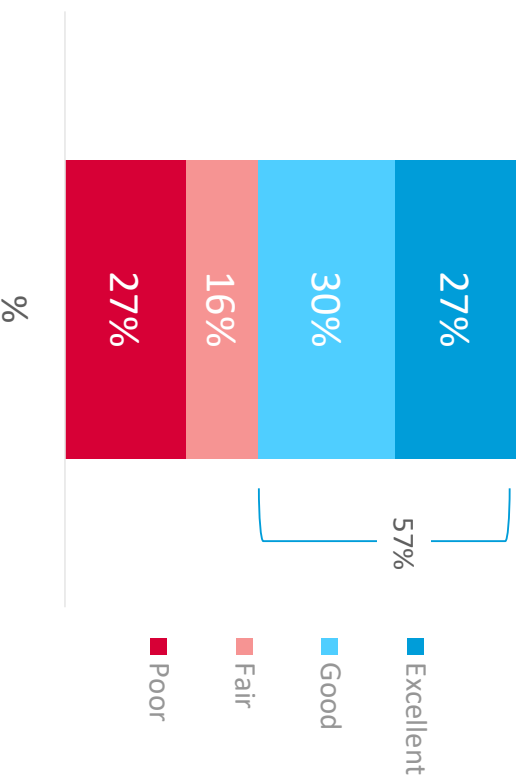
**B19:** How much should Congress spend on a new infrastructure bill, or should they not pass one?

**B20:** Should a new infrastructure reform bill be passed only with bipartisan support or would you support democrats pushing one through Congress using parliamentary techniques and a razor-thin majority in both houses?


# BIDEN'S FIRST 100

## MAJORITY OF VOTERS SAY BIDEN'S FIRST 100 DAYS HAVE BEEN GOOD OR EXCELLENT

**Do you feel that Joe Biden's first 100 days in office have been excellent, good, fair or poor?**



**Do you think Joe Biden is governing from the right, the left, or the center?**




**BASE: Registered Voters (n=1,872)**

**B1: Do you feel that Joe Biden's first 100 days in office have been excellent, good, fair or poor?**

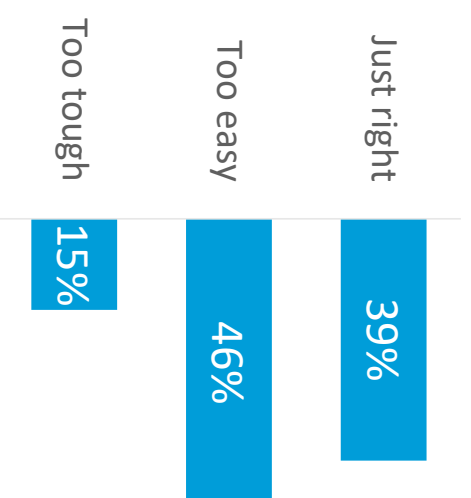
**B2: Do you think Joe Biden is governing from the right, the left, or the center?**

# MAJORITY SAY BIDEN HAS BEEN TRANSPARENT; VERY FEW SAY MEDIA IS 'TOO TOUGH' ON BIDEN

**Do you think Joe Biden has governed in a transparent way so far or has he not been transparent?**



**Do you think the media is being too tough on Joe Biden, too easy on Joe Biden or acting just right?**



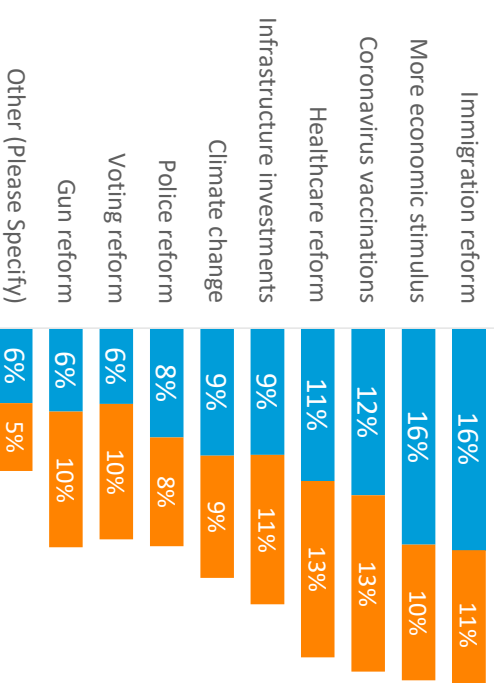
**BASE: Registered Voters (n=1,872)**

**B3:** Do you think Joe Biden has governed in a transparent way so far or has he not been transparent?

**B4:** Do you think the media is being too tough on Joe Biden, too easy on Joe Biden or acting just right?

# AFTER HAVING PASSED STIMULUS, BIGGEST ISSUES ARE IMMIGRATION REFORM AND ADDITIONAL ECONOMIC STIMULUS

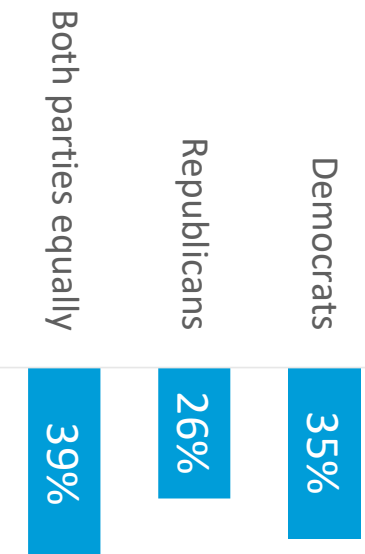
**Which issue do you want the Biden administration to tackle next after the \$1.9 trillion Covid relief and economic stimulus package? (First choice + second choice)**



**BASE: Registered Voters (n=1,872)**  
NAP2A: Which issue do you want the Biden administration to tackle next after the \$1.9 trillion covid relief and economic stimulus package?  
NAP2B: Select your second choice


# PLURALITY OF VOTERS SAY BOTH PARTIES ARE TO BLAME FOR CONGRESSIONAL GRIDLOCK; VOTERS SPLIT ON BIDEN'S PROMISE TO UNIFY COUNTRY

**Do you think the failure to get bi-partisan legislation out of Congress is mostly the fault of the Democrats, mostly the fault of Republicans or both parties equally?**



Column %	Democrat	Republican	IND/OTH
Democrats	33%	47%	21%
Republicans	37%	18%	23%
Both parties equally	30%	35%	57%

**Do you think that Joe Biden is keeping his promise to unify the country or is he mostly governing just in a partisan way?**



Column %	Democrat	Republican	IND/OTH
Keeping his promise to unify the country	79%	26%	52%
Mostly governing in a partisan way	21%	74%	48%

**BASE: Registered Voters (n=1,872)**

B5: Do you think the failure to get bi-partisan legislation out of Congress is mostly the fault of the Democrats, mostly the fault of Republicans or both parties equally?

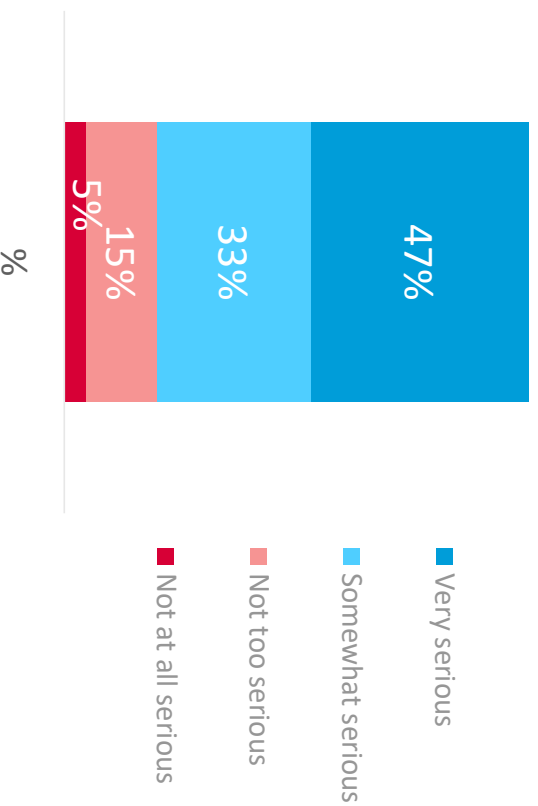
B6: Do you think that Joe Biden is keeping his promise to unify the country or is he mostly governing just in a partisan way?

# IMMIGRATION




# 80% OF AMERICAN VOTERS BELIEVE IMMIGRATION IS A SERIOUS ISSUE; A MAJORITY THINK BIDEN'S POLICIES ENCOURAGE ILLEGAL IMMIGRATION

**How serious of an issue do you think illegal immigration is for the country right now?**



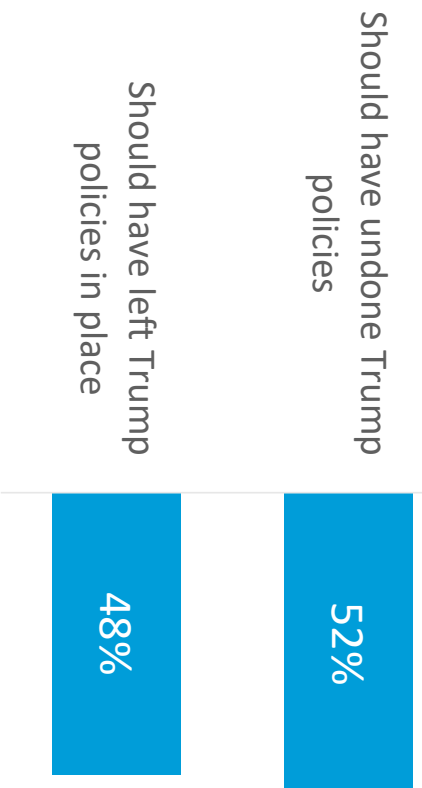
**Do you think the Biden Administration's executive orders on immigration or discourage illegal immigration?**



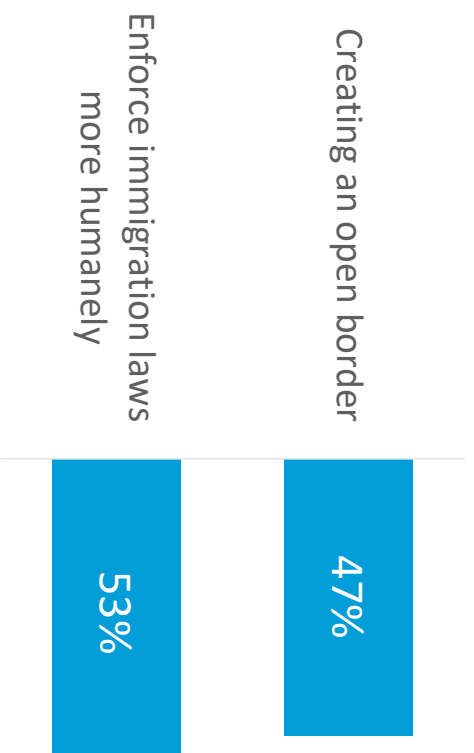
**BASE: Registered Voters (n=1,872)**  
IMM1: How serious of an issue do you think illegal immigration is for the country right now?  
IMM2: Do you think the Biden Administration's executive orders on immigration or discourage illegal immigration?

# VOTERS SPLIT ON MAINTAINING TRUMP IMMIGRATION POLICY AND WHETHER BIDEN IS CREATING OPEN BORDERS

**Do you think that the Biden administration should have undone all of the Trump administration executive orders on immigration or should the Biden administration have left those Trump policies that made it more difficult to come into the country in place?**



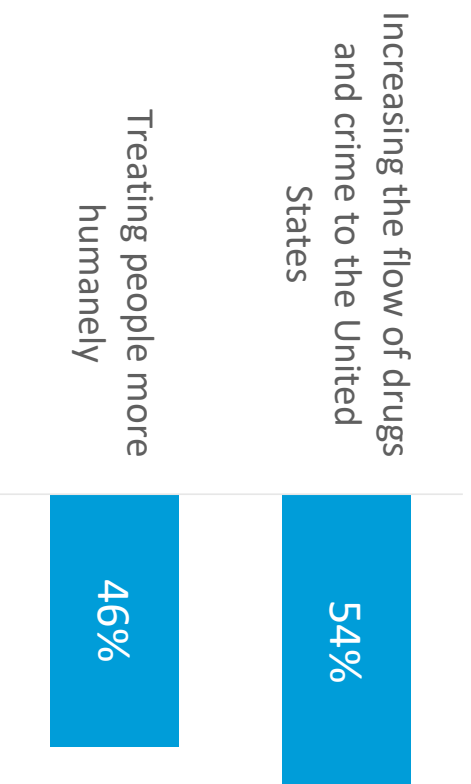
**Is the Biden administration creating an open border or is it just trying to enforce immigration laws more humanely?**




**BASE: Registered Voters (n=1,872)**  
IMM3: Is the current surge in illegal immigrants at the border a crisis that needs to be addressed immediately or is it something that can be dealt with by the immigration system we have currently in place?  
IMM4: Is the Biden administration creating an open border or is it just trying to enforce immigration laws more humanely?

# MAJORITY OF VOTERS BLAME BIDEN FOR SURGE IN MIGRANTS, INCREASE IN DRUGS AND CRIME COMING INTO THE U.S.

**Do you think the Biden border policies are increasing the flow of drugs and crime to the United States or are those policies simply treating people more humanely?**



**Is the flood of tens of thousands of unaccompanied minor children the fault of the Biden administration or the Trump administration?**




**BASE: Registered Voters (n=1,872)**

**15: Do you think the Biden border policies are increasing the flow of drugs and crime to the United States or are those policies simply treating people more humanely?**

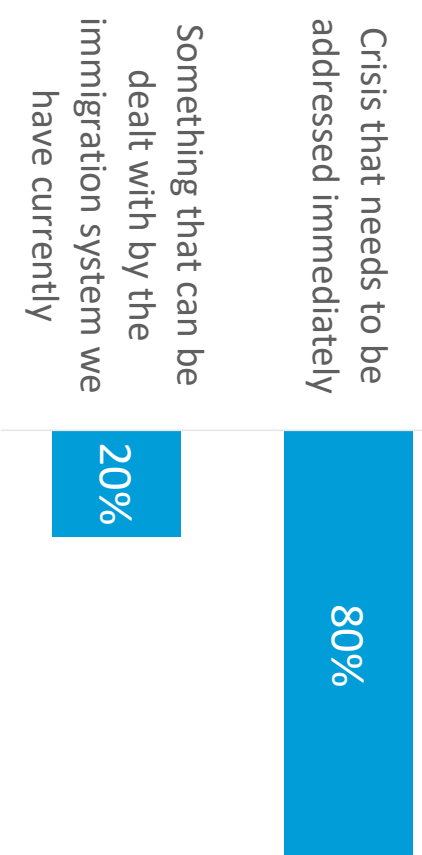
**16M16: Do you think that people who cross the border with Mexico illegally should be turned back to Mexico or released into the US with a court date?**

# 80% OF AMERICANS SEE SURGE OF IMMIGRANTS AS A CRISIS; SPLIT ON WHETHER CONDITIONS AT BORDER ARE HUMANE

**Are unaccompanied minor children crossing the border being kept humanely or in overcrowded, inhumane conditions?**



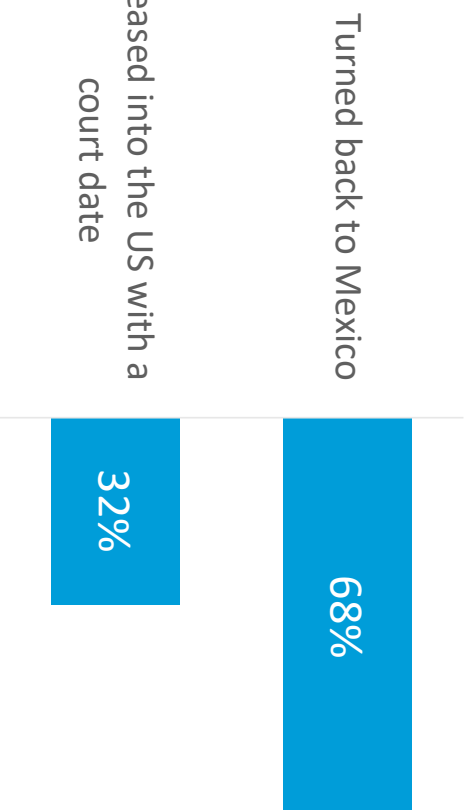
**Is the current surge in illegal immigrants at the border a crisis that needs to be addressed immediately or is it something that can be dealt with by the immigration system we currently have in place?**



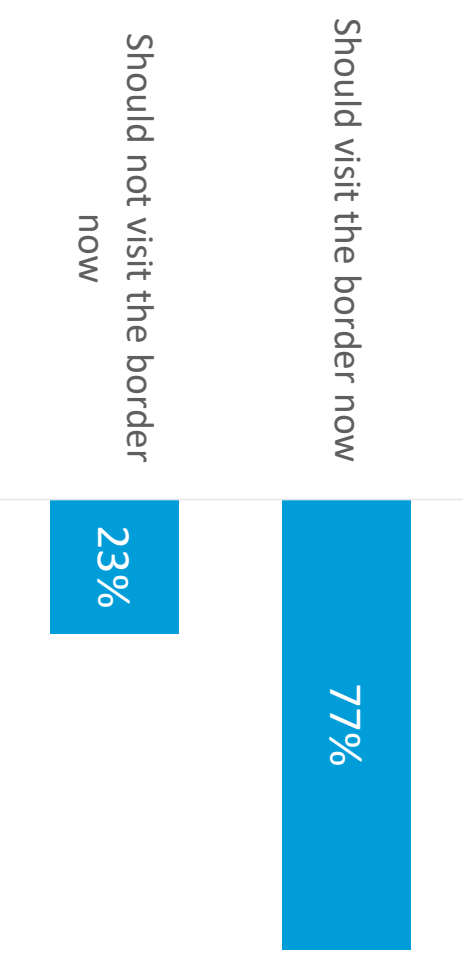
**BASE:** Registered Voters (n=1,872)  
**MM7:** Do you think that coming into the United States without any documentation should be a crime or not a crime?  
**MM8:** Do you think that any holes in the border wall with Mexico should be patched with physical barriers or should be left open?

## THREE-FOURTHS OF VOTERS FAVOR A BIDEN/HARRIS BORDER VISIT; MOST WANT ILLEGAL IMMIGRANTS TURNED BACK TO MEXICO

**Do you think that people who cross the border with Mexico illegally should be turned back to Mexico or released into the US with a court date?**



**Do you think the president and or the Vice President should visit the southern border now or should they not visit the border?**



**BASE: Registered Voters (n=1,872)**

9: Do you think that people who cross the border with Mexico illegally should be turned back to Mexico or released into the US with a court date?

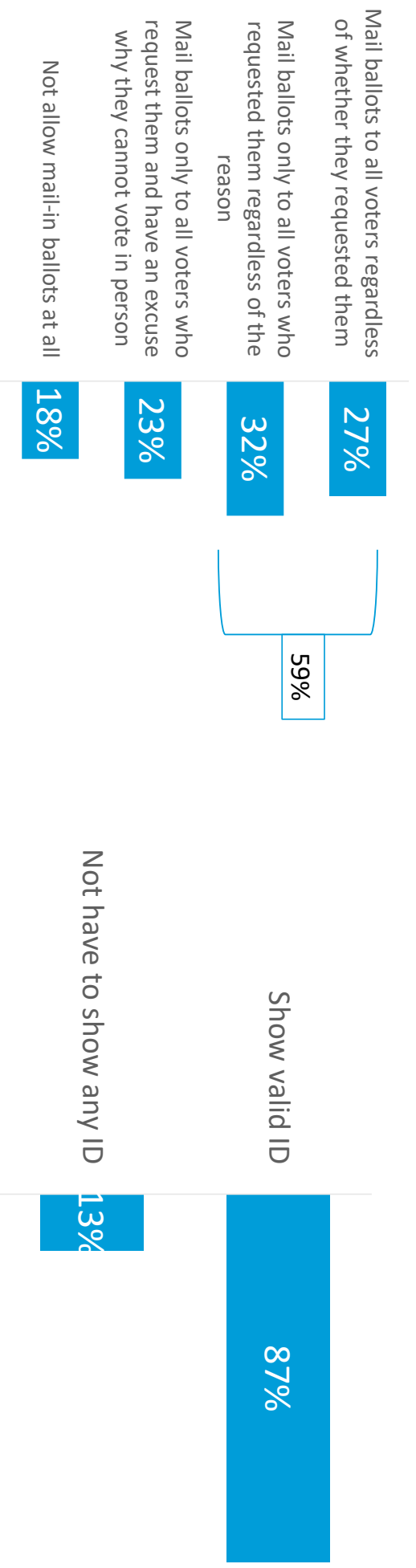
10: Do you think the president and or the Vice President should visit the southern border now or should they not visit the border?

# VOTING LAWS

# MOST VOTERS PREFER MAIL-IN BALLOTS (EITHER BY REQUEST OR AUTOMATICALLY); A VAST MAJORITY WANT ID REQUIREMENT FOR VOTING

**When it comes to mail-in ballots, should states:**

**Do you think voters should have to show a valid ID to vote or not have to show any ID?**




**BASE: Registered Voters (n=1,872)**

**V1.1:** When it comes to mail-in ballots, should states:


**V1.2:** Do you think voters should have to show a valid ID to vote or not have to show any ID?

# THOSE WITH MAIL-IN BALLOTS SHOULD BE REQUIRED TO SHOW ID TOO, SAY VOTERS; THREE-QUARTERS SAY THERE IS AT LEAST 'SOME' VOTER FRAUD

**Do you think mail-in ballots should have to list a valid ID on their ballot or not have to list any ID?**



**Do you think there is a lot of fraud, some fraud or not much fraud in our electoral system?**



Column %	Democrat	Republican	IND/OTH
A lot	25%	56%	37%
Some	30%	35%	36%
Not much	45%	9%	27%

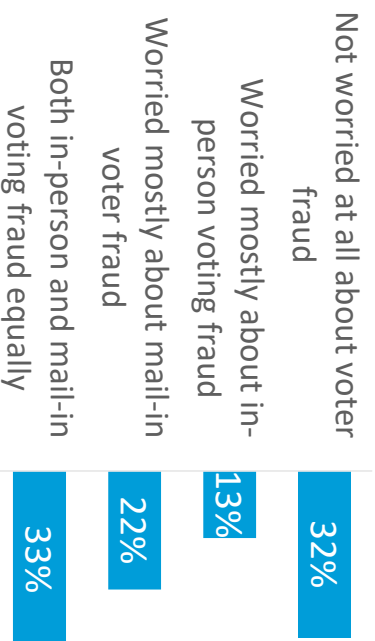
**BASE: Registered Voters (n=1,872)**

V3: Do you think mail-in ballots should have to list a valid ID on their ballot or not have to list any ID?  
 V4: Do you think there is a lot of fraud, some fraud or not much fraud in our electoral system?

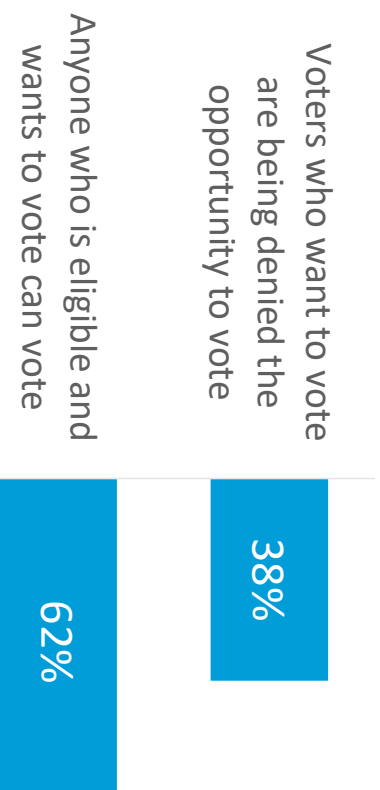


## TWO IN THREE VOTERS SAY THEY ARE WORRIED ABOUT VOTER FRAUD; SLIGHT MAJORITY SAY THAT ANYONE WHO IS ELIGIBLE IS ABLE

**Are you not worried at all about voter fraud, worried mostly about in-person voting fraud, worried mostly about mail-in ballot voter fraud or worried about both in-person and mail-in fraud equally?**



**Do you think that voters who want to vote are being denied the opportunity to vote or do you think that anyone who is eligible and wants to vote can vote?**



Column %	Democrat	Republican	IND/OTH
Not worried at all about voter fraud	48%	15%	32%
Worried mostly about in-person voting fraud	16%	10%	12%
Worried mostly about mail-in voter fraud	14%	34%	19%
Both in-person and mail-in voting fraud equally	23%	41%	37%

Column %	Democrat	Republican	IND/OTH
Voters who want to vote are being denied the opportunity to vote	56%	22%	35%
Anyone who is eligible and wants to vote can vote	44%	78%	65%

**PAGE REGISTERED VOTERS 11/17/21**

V15: Are you not worried at all about voter fraud, worried mostly about in-person voting fraud, worried mostly about mail-in ballot voter fraud or worried about both in-person and mail-in fraud equally?

V16: Do you think that voters who want to vote are being denied the opportunity to vote or do you think that anyone who is eligible and wants to vote can vote?

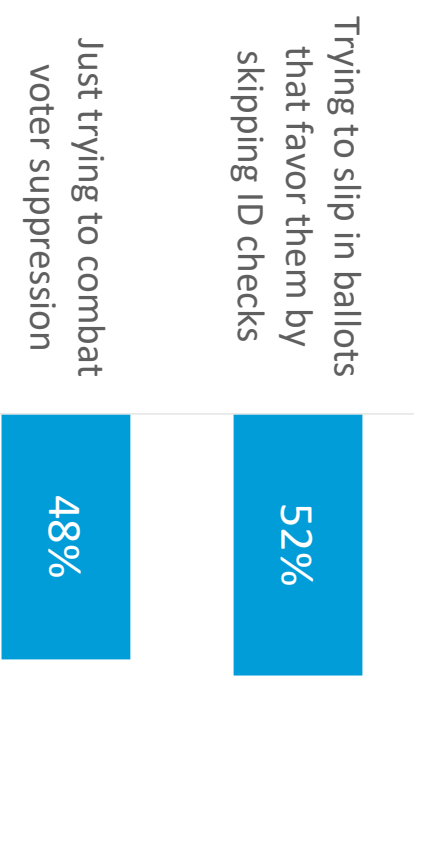
# OVERALL, VOTERS SPLIT ON THE MOTIVATIONS OF EACH PARTY IN MODIFYING VOTING LAWS, WITH EXPECTED PARTISAN SPLIT

**Do you think the Republicans are trying to suppress votes of minority voters or do you think they are just trying to stop voter fraud?**



Column %	Democrat	Republican	IND/OTH
Trying to suppress votes of minority voters	74%	22%	47%
Just trying to stop voter fraud	26%	78%	53%

**Do you think the Democrats are trying to slip in ballots that favor them by skipping ID checks or are Democrats just trying to combat voter suppression?**



Column %	Democrat	Republican	IND/OTH
Trying to slip in ballots that favor them by skipping ID checks	33%	76%	46%
Just trying to combat voter suppression	67%	24%	54%


**BASE: Registered Voters (n=1,872)**

V17: Do you think the Republicans are trying to suppress votes of minority voters or do you think they are just trying to stop voter fraud?

V18: Do you think the Democrats are trying to slip in ballots that favor them by skipping ID checks or are Democrats just trying to combat voter suppression?

# VOTERS OVERALL SPLIT ON MLB'S ALL-STAR GAME MOVE – WITH EXPECTED PARTISAN SPLIT

**Do you think Major League Baseball should have or should not have moved the all-star game from Atlanta to Colorado in response to the passage of a voting law in Georgia?**



By party			
Column %	Democrat	Republican	IND/OTH
Should have	74%	33%	49%
Should not	26%	67%	51%

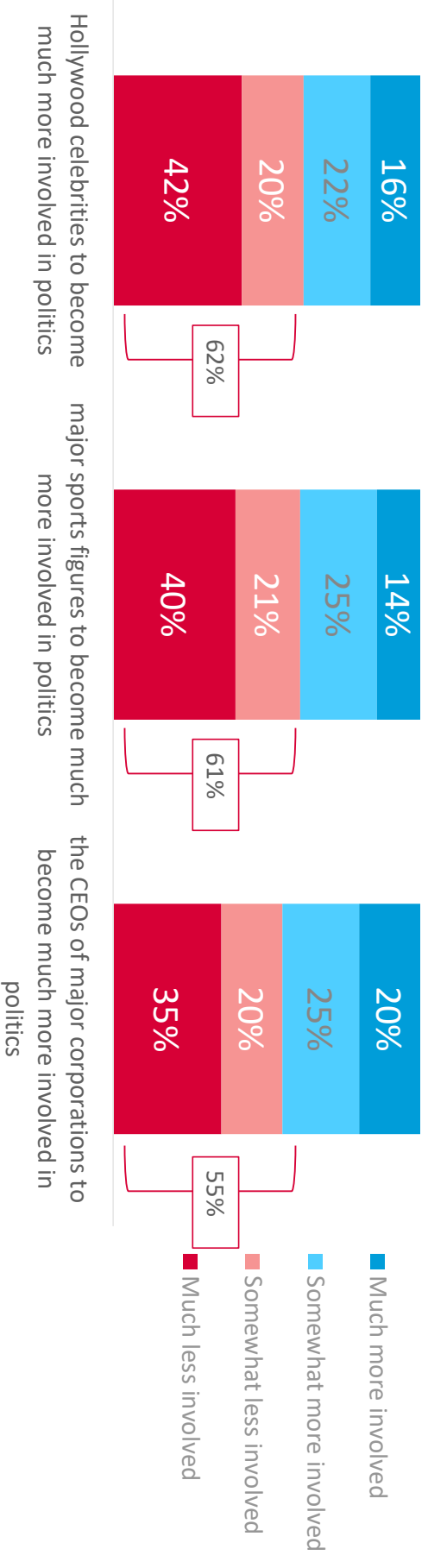
By education					
Column %	HS or less	Some college	College grad	Grad degree	
Should have	46%	49%	57%	66%	
Should not	54%	51%	43%	34%	

**BASE: Registered Voters (n=1,872)**  
 VI.9: Do you think Major League Baseball should have or should not have moved the all-star game from Atlanta to Colorado in response to the passage of a voting law in Georgia?

# POLITICAL SPEECH

## VOTERS WANT (NON-POLITICAL) PUBLIC FIGURES TO STAY OUT OF POLITICS

**Do you want the CEOs of major corporations / major sports figures / Hollywood celebrities to become much more involved in politics, somewhat more involved in politics, somewhat less involved in politics, or much less involved in politics?**



**BASE:** Registered Voters (n=1,872)

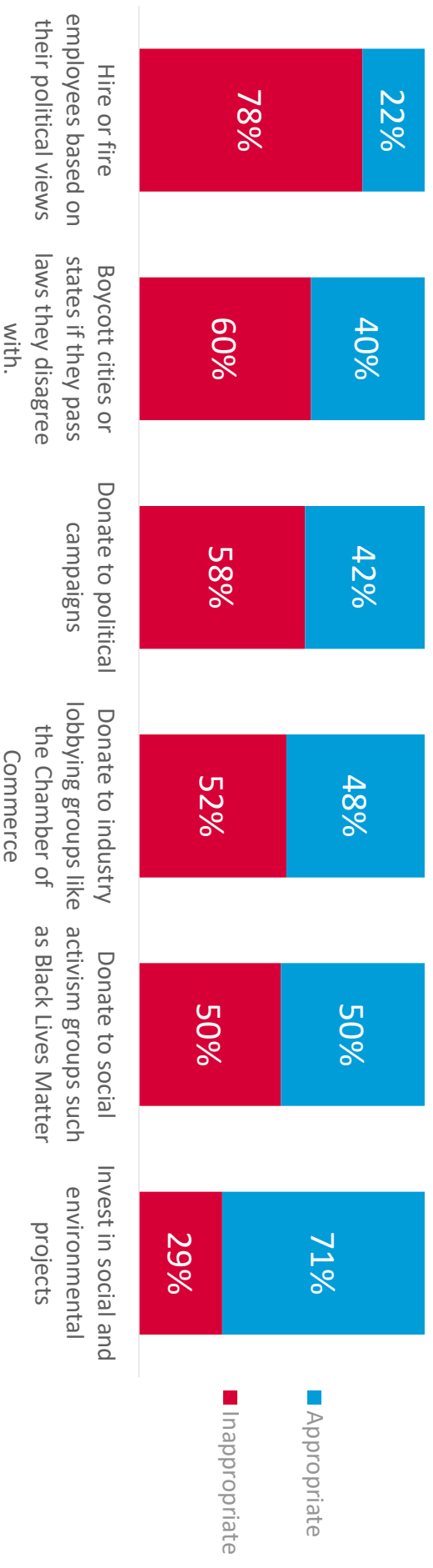
PS1. Do you want the CEOs of major corporations to become much more involved in politics, somewhat more involved in politics, somewhat less involved in politics or much less involved in politics?

PS2. Do you want major sports figures to become much more involved in politics, somewhat more involved in politics, somewhat less involved in politics or much less involved in politics?

PS3. Do you want Hollywood celebrities to become much more involved in politics, somewhat more involved in politics, somewhat less involved in politics or much less involved in politics?

# COMPANIES SHOULD BE ENCOURAGED TO INVEST IN SOCIAL PROGRAMS, BUT REFRAIN FROM HIRING/FIRING BASED ON POLITICAL VIEWS

Is it appropriate or inappropriate for corporations to engage in each of the following activities?



BASE: Registered Voters (n=1,872)  
 P54. Is it appropriate or inappropriate for corporations to engage in each of the following activities?

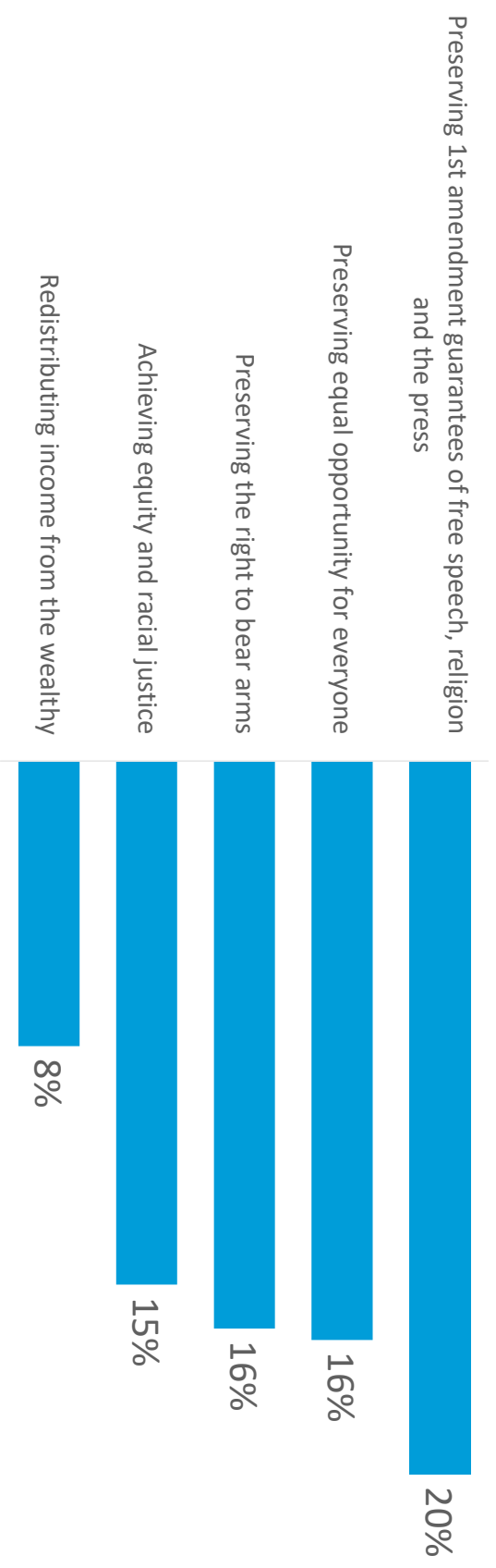


# AMERICAN VALUES



# AMERICANS' MOST PRIORITIZED VALUES ARE EQUAL TREATMENT, 1<sup>ST</sup> AMENDMENT

## What's the most important value in American society today?



**BASE: Registered Voters (n=1,872)**  
AV1. What's the most important value in American society today?

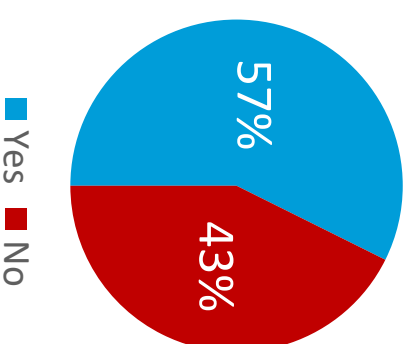


# VOTERS FAVOR EQUAL OPPORTUNITY OVER EQUITY; MAJORITY SUPPORT TECH COMPANIES RIGHT TO CURATE CONTENT

**Do you think America is about achieving equal opportunity for everyone or providing equity to racial groups to make up for past discrimination?**



**Do you think tech companies should be able to decide which books and movies appear on their sites or not?**



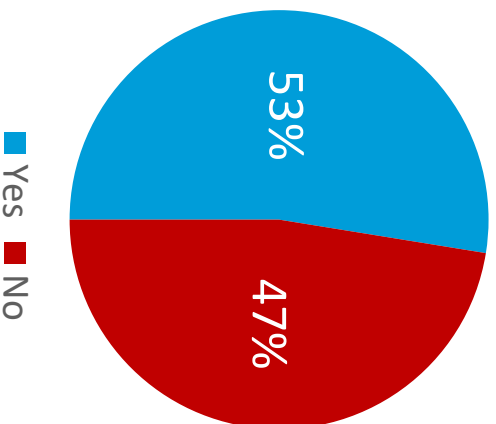
	Column %	Democrat	Republican	IND/OTH	
By party	Equal opportunity	77%	67%	72%	
	Providing equity	23%	33%	28%	
By education	Column %	HS or less	Some college	College grad	Grad degree
		Equal opportunity	65%	71%	79%
	Providing equity	35%	29%	21%	19%
		Column %	Under \$50k	\$50-\$100k	\$100k+
By income	Equal opportunity	69%	71%	78%	
	Providing equity	31%	29%	22%	

	Column %	Democrat	Republican	IND/OTH
Yes	71%	45%	56%	
No	29%	55%	44%	


**BASE: Registered Voters (n=1,872)**  
 AV3: Do you think America is about achieving equal opportunity for everyone or providing equity to racial groups to make up for past discrimination?  
 AV4: Do you think tech companies should be able to decide which books and movies appear on their sites or not?

# VOTERS SUPPORT FREE SPEECH ONLINE; SPLIT OVER TECH COMPANIES BANNING POLITICIANS

**Do you think tech companies should be able to decide which political figures can post on their sites or not?**



**Do you think the first amendment should be applied to what people post online or should tech companies be able to determine what can be posted online?**



**BASE: Registered Voters (n=1,872)**

**AV5:** Do you think tech companies should be able to decide which political figures can post on their sites or not?

**AV6:** Do you think the first amendment should be applied to what people post online or should tech companies be able to determine what can be posted online?

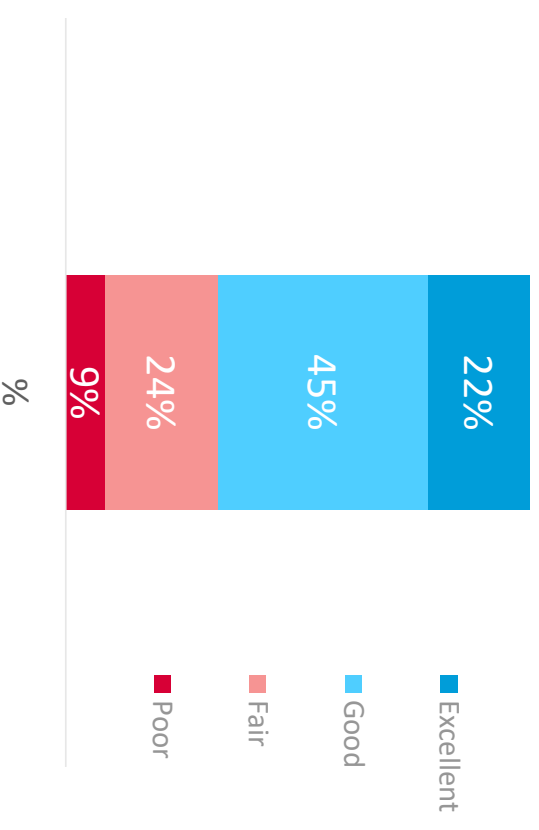
COVID-19

## AMERICANS FEEL POSITIVELY ABOUT VACCINE ROLLOUT

Is the coronavirus vaccine being rolled out faster than you expected, slower than you expected, or at about the speed you expected?



How would you rate the vaccine roll out so far?

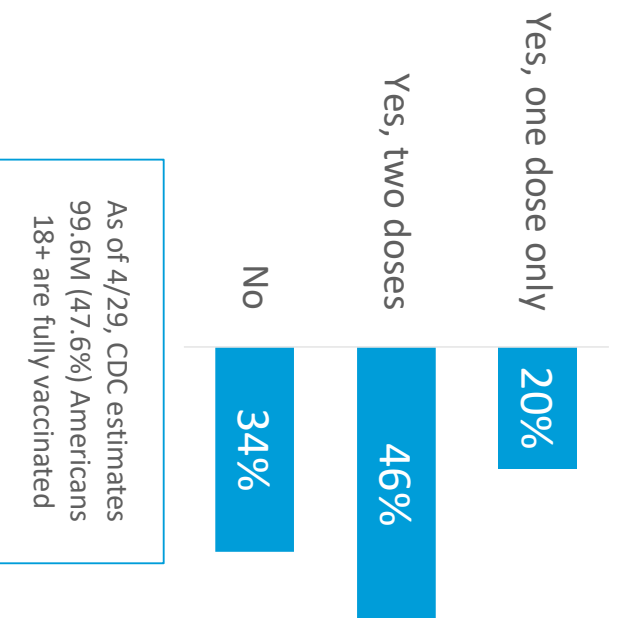


**BASE:** Registered Voters (n=1,872)

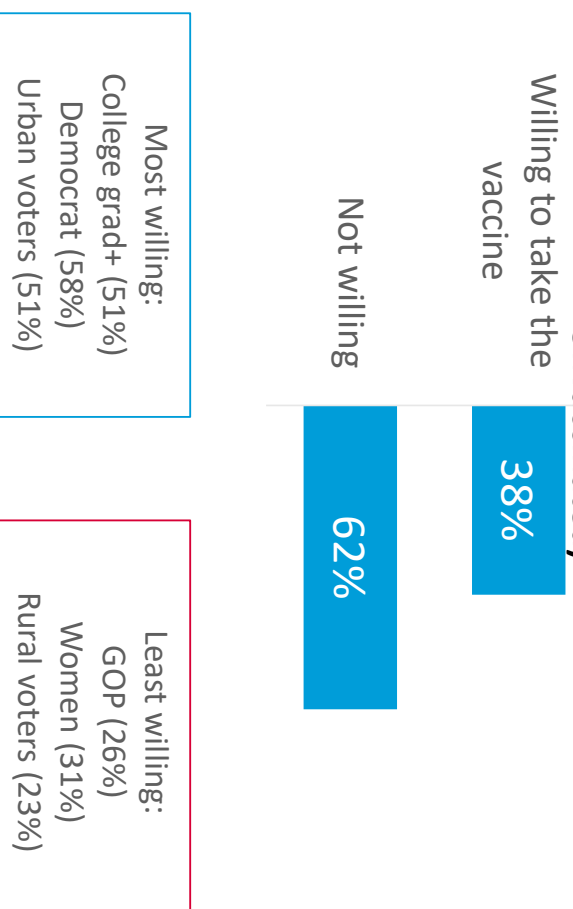
VR1: Is the coronavirus vaccine being rolled out faster than you expected, slower than you expected, or at about the speed you expected?  
VR2: How would you rate the vaccine roll out so far?

# MOST VOTERS HAVE BEEN VACCINATED, BUT HESITANCY IS HIGH AMONG UNVACCINATED AMERICANS

Have you taken the COVID-19 vaccine?



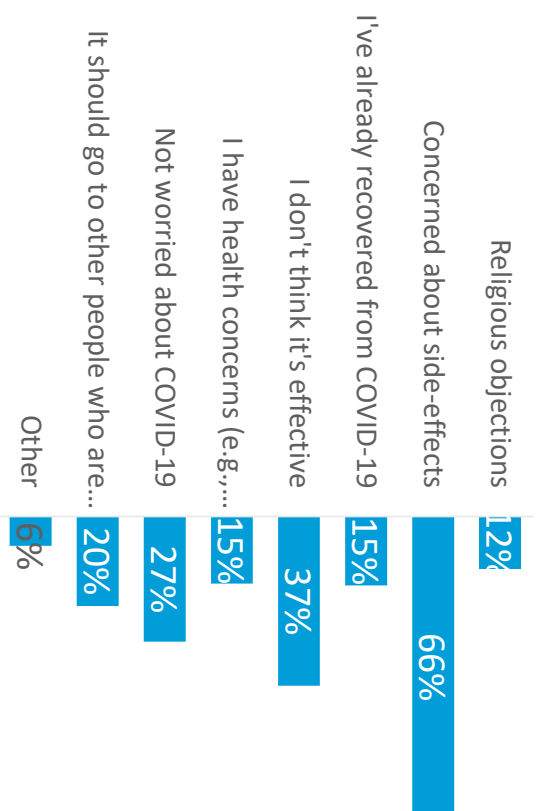
Are you personally willing to take the vaccine if offered or not willing to take it? (Base: Unvaccinated)



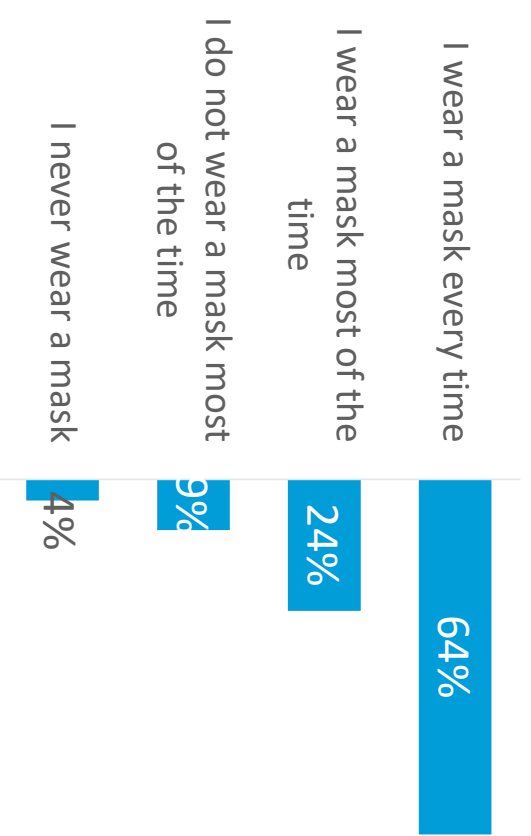
BASE: Registered Voters (n=1,872)  
VR3: How would you rate the vaccine roll out so far?  
VR4: Have you taken the COVID-19 vaccine?

# MOST VACCINE SKEPTICISM FOCUSED ON SIDE EFFECTS; NEARLY 80% OF AMERICANS STILL WEAR A MASK REGULARLY

**Why are you not willing to take the vaccine? Please select all that apply.**




**Do you wear a mask when you go out or not wear a mask when you go out?**




**BASE: Registered Voters (n=1,872)**  
 VR5: Why are you not willing to take the vaccine? Please select all that apply.  
 VR6: Do you wear a mask when you go out or not wear a mask when you go out?

# MOST AMERICANS THINK COVID-19 CASES ARE DECLINING OR STAYING THE SAME, POSITIVE ON DIRECTION OF POST-PANDEMIC ECONOMY

**Do you think new cases of the virus are growing, declining, or staying the same?**



**Do you think the economy is recovering from the pandemic or still contracting from the pandemic?**



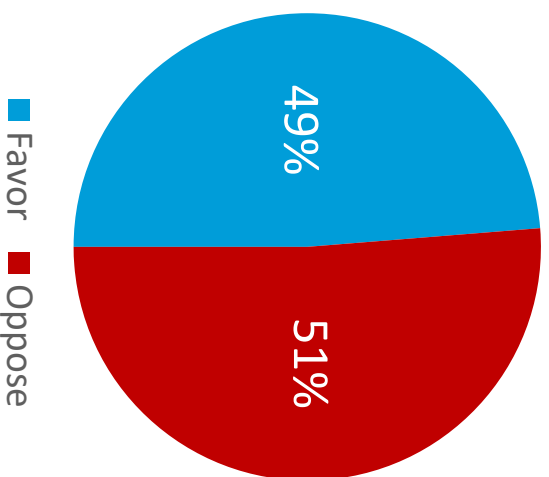
**BASE: Registered Voters (n=1,872)**

VR7: Do you wear a mask when you go out or not wear a mask when you go out?

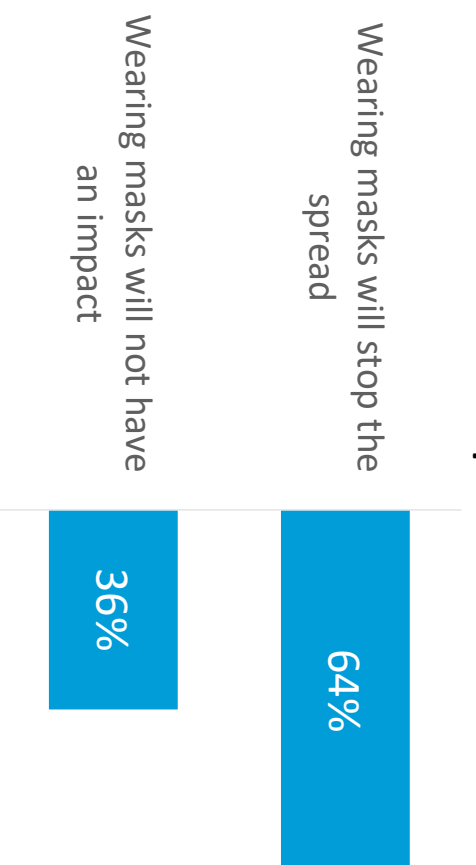
VR8: Do you think new cases of the virus are growing, declining, or staying the same?

# MOST VOTERS THINK MASKS WILL STOP THE SPREAD; THEY ARE EVENLY SPLIT ON MANDATORY VACCINATIONS

**Would you favor or oppose a law that required people to be vaccinated?**



**Do you think that wearing masks outside makes sense as a way to stop the spread of the virus or do you think wearing masks outside won't really have an impact on the virus?**



**BASE: Registered Voters (n=1,872)**  
VR9: Do you think the economy is recovering from the pandemic or still contracting from the pandemic?  
VR10: Do you think that wearing masks outside makes sense as a way to stop the spread of the virus or do you think wearing masks outside won't really have an impact on the virus?